

US00D831109S

(12) **United States Design Patent**  
**Cooper**

(10) **Patent No.:** **US D831,109 S**  
(45) **Date of Patent:** **\*\* Oct. 16, 2018**

(54) **BOARD GAME**

(71) Applicant: **Mary Cooper**, Town Creek, AL (US)

(72) Inventor: **Mary Cooper**, Town Creek, AL (US)

(\*\*) Term: **15 Years**

(21) Appl. No.: **29/621,458**

(22) Filed: **Oct. 9, 2017**

(51) **LOC (11) Cl.** ..... **19-07**

(52) **U.S. Cl.**  
USPC ..... **D19/64; D21/363; D21/374**

(58) **Field of Classification Search**  
USPC ..... **D19/59-64; D21/362, 363, 374;**  
**D10/126**

CPC ..... **G06N 99/005; G09B 19/12; G09B 1/18;**  
**G04B 19/00; G04B 19/06; G04B 19/065;**  
**G04B 19/08; G04B 19/10; G04B 19/106;**  
**G04B 19/26; G04B 19/262; G04B 19/268**

See application file for complete search history.

(56) **References Cited**

**U.S. PATENT DOCUMENTS**

- 802,807 A \* 10/1905 Fitch ..... G09B 19/12  
273/157 R
- D54,111 S \* 11/1919 McMillan ..... D10/126
- D92,835 S \* 7/1934 Brown et al. .... 273/282.1
- D149,106 S \* 3/1948 Berryman ..... 434/304
- D151,634 S \* 11/1948 Hanna ..... D10/1
- D191,116 S \* 8/1961 Slais ..... D21/360
- 3,289,324 A \* 12/1966 Hyman ..... G09B 23/02  
235/78 R
- D241,859 S \* 10/1976 Kmicikewicz ..... D20/18

- D297,512 S \* 9/1988 Kowalenko ..... 434/304
- D298,837 S \* 12/1988 Thomas ..... D10/126
- D362,644 S \* 9/1995 Chen ..... D10/126
- D483,076 S \* 12/2003 Stoneberg ..... D21/347
- D796,580 S \* 9/2017 Higgins ..... D19/112

**FOREIGN PATENT DOCUMENTS**

FR 2675915 A1 \* 10/1992 ..... G04B 19/26

**OTHER PUBLICATIONS**

Enablingdevices. Link: <https://enablingdevices.com/product/switch-spinner/>. Visited Aug. 1, 2018. Switch Spinner. (Year: 2018) (Year: 2018).\*

\* cited by examiner

*Primary Examiner* — Ian Simmons

*Assistant Examiner* — Lauren D McVey

(74) *Attorney, Agent, or Firm* — Andrew Morabito

(57) **CLAIM**

The ornamental design for a board game, as shown and described.

**DESCRIPTION**

FIG. 1 is a front perspective view of a board game showing my new design;

FIG. 2 is a front view thereof;

FIG. 3 is a back view thereof;

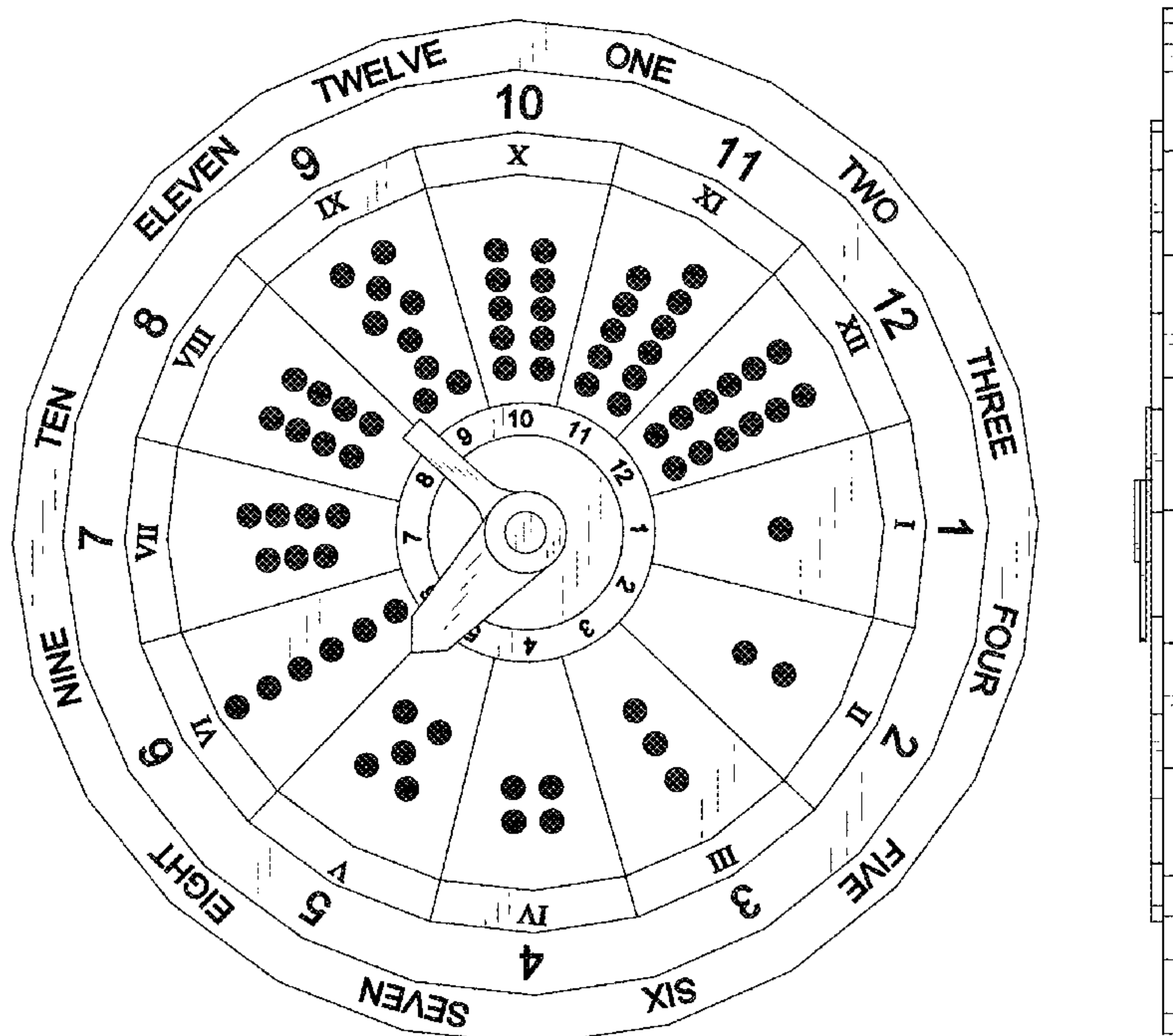
FIG. 4 is a side view thereof;

FIG. 5 is another side view thereof;

FIG. 6 is another side view thereof; and,

FIG. 7 is another side view thereof.

**1 Claim, 4 Drawing Sheets**



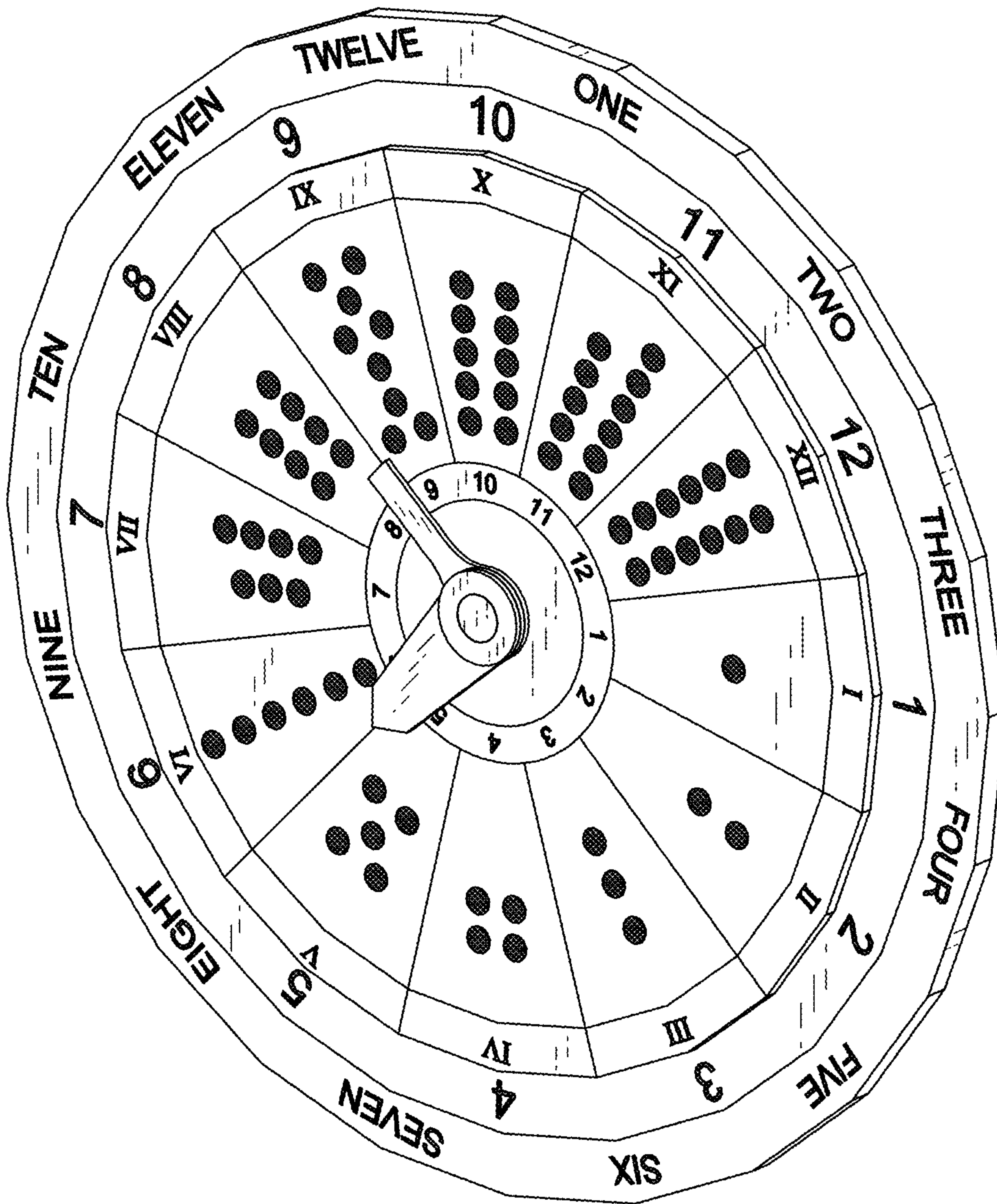


FIG. 1



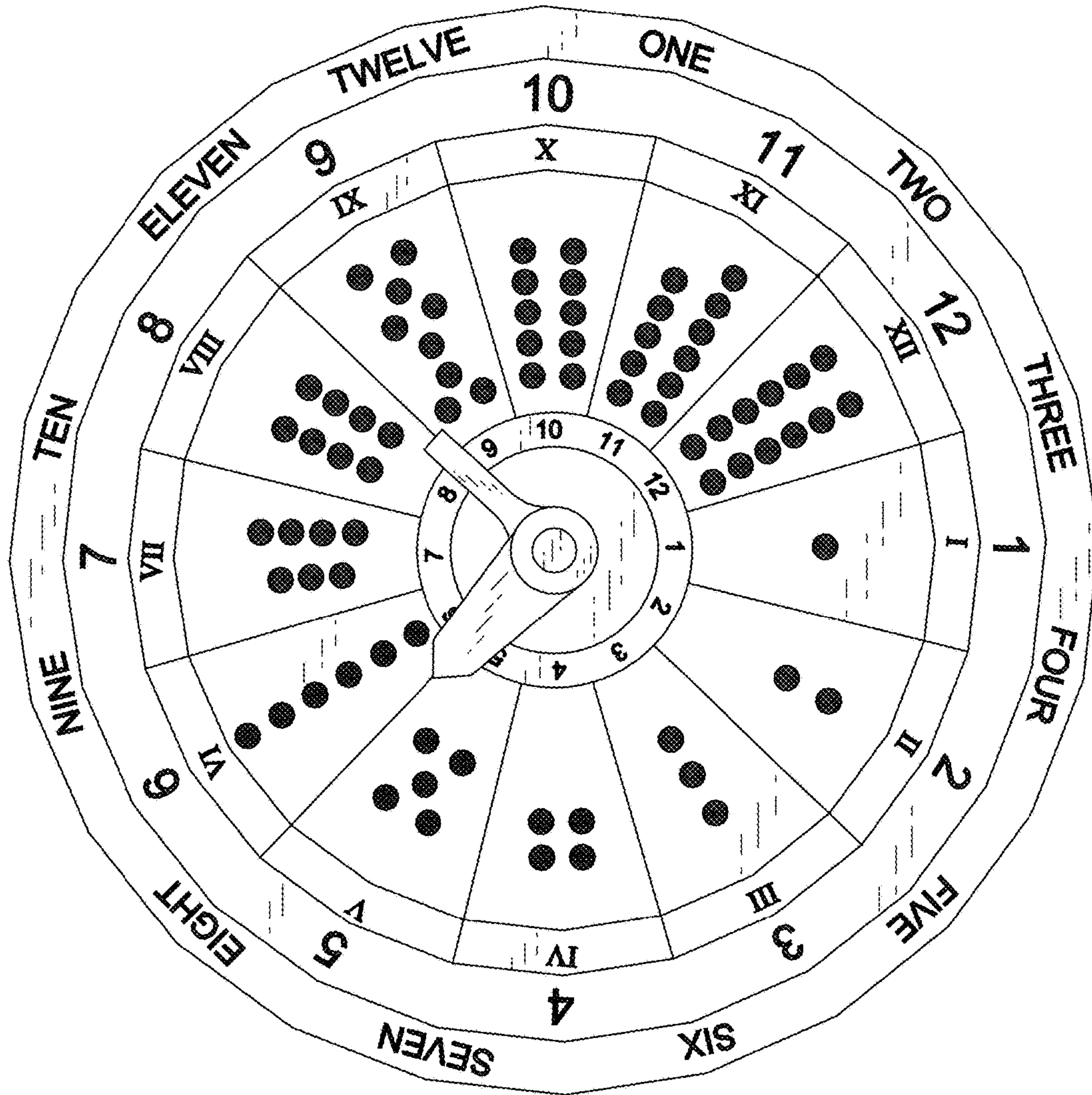


FIG. 2

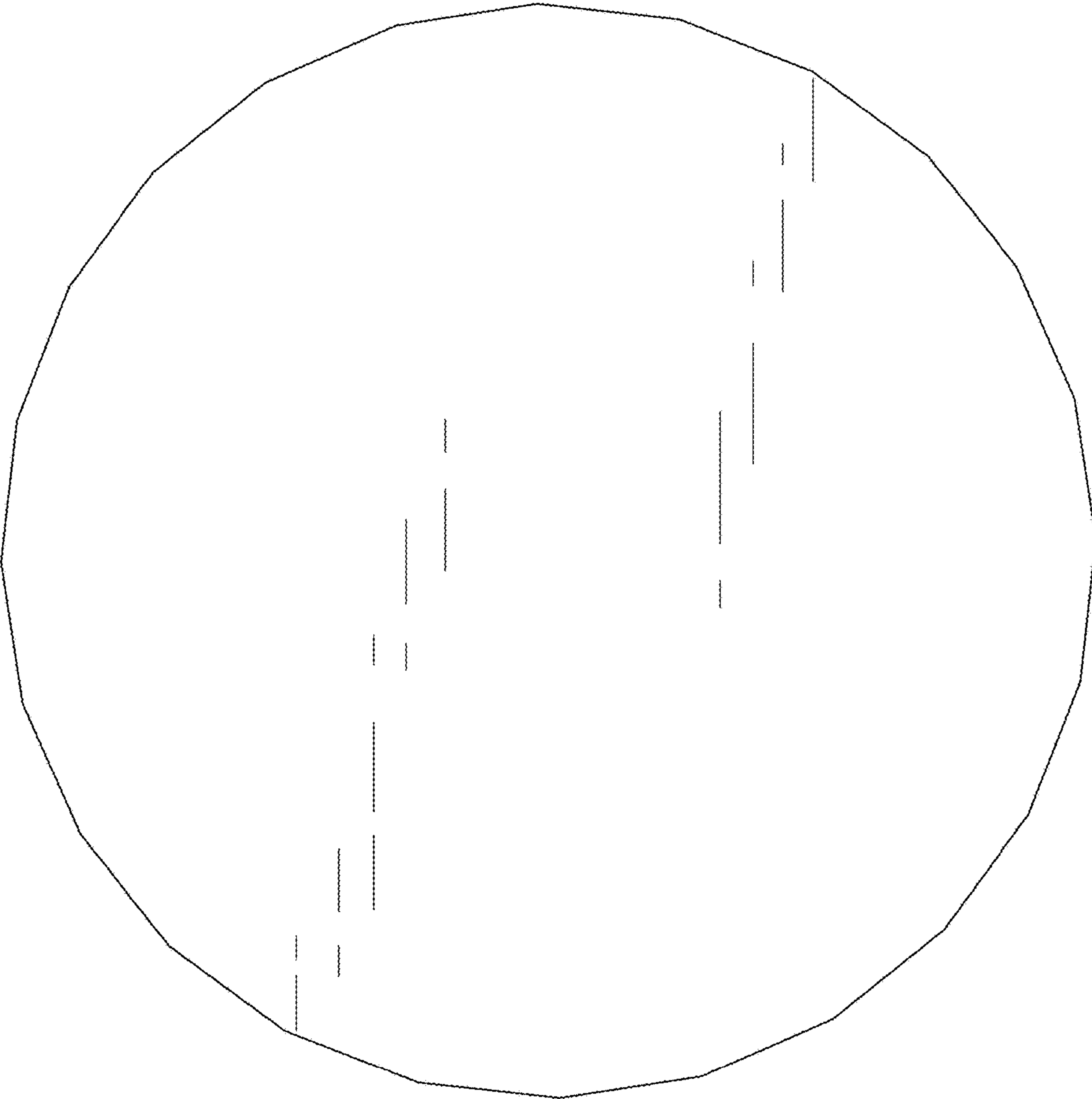


FIG. 3

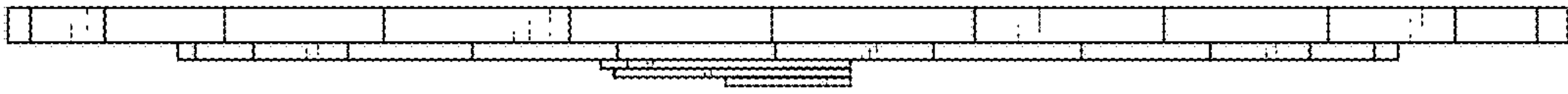


FIG. 4

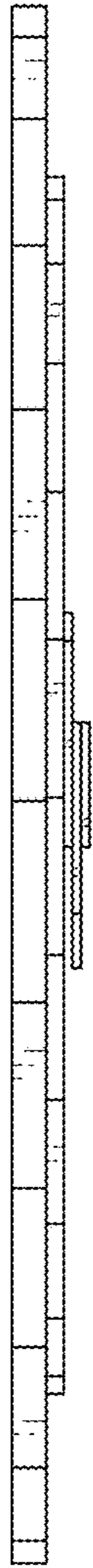


FIG. 5

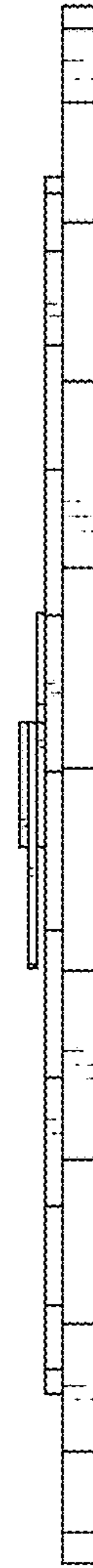


FIG. 6




FIG. 7