



US00D831099S

(12) **United States Design Patent** (10) **Patent No.:** **US D831,099 S**  
**Paterson et al.** (45) **Date of Patent:** **\*\* Oct. 16, 2018**

- (54) **CAMERA MOUNT HANDLE**
- (71) Applicant: **GoPro, Inc.**, San Mateo, CA (US)
- (72) Inventors: **Michael Paterson**, San Francisco, CA (US); **Jordan Todd**, Piedmont, CA (US)
- (73) Assignee: **GoPro, Inc.**, San Mateo, CA (US)
- (\*\*) Term: **15 Years**
- (21) Appl. No.: **29/600,479**
- (22) Filed: **Apr. 12, 2017**
- (51) **LOC (11) Cl.** ..... **16-05**
- (52) **U.S. Cl.**  
USPC ..... **D16/243**
- (58) **Field of Classification Search**  
USPC ..... D16/208, 213–219, 235–250; D14/217, D14/229, 250–253; D8/363, 373, 394  
CPC ..... G03B 17/02–17/04; G03B 17/14; G03B 17/56; G03B 17/561–17/568; G03B 21/20; G02B 7/00–7/002; F16M 11/02; F16M 11/04; F16M 11/20; F16M 11/40  
See application file for complete search history.

D791,760 S \* 7/2017 Kim ..... D14/253  
 D803,932 S \* 11/2017 Martin ..... D16/243  
 D806,780 S \* 1/2018 Martin ..... D16/243  
 2017/0114945 A1 \* 4/2017 Chen ..... F16M 11/26

**OTHER PUBLICATIONS**

Clic Stic CIAK-0010 Universal Camera Handle for Digital Point and Shoot Cameras and Camcorders . Online, published date Apr. 1, 2011. Retrieved on Mar. 28, 2018 from URL: <https://www.amazon.com/Clic-Stic-CIAK-0010-Universal-Camcorders/dp/B004VEOO2G>.\*  
 Te Handler. Online, published date Oct. 22, 2017. Retrieved on Mar. 28, 2018 from URL: <https://shop.gopro.com/mounts/the-handler-floating-hand-grip/AFHGM-002.html>.\*

\* cited by examiner

*Primary Examiner* — Karen S Acker  
*Assistant Examiner* — Omeed Agilee  
 (74) *Attorney, Agent, or Firm* — Young Basile Hanlon & MacFarlane, P.C.

(57) **CLAIM**

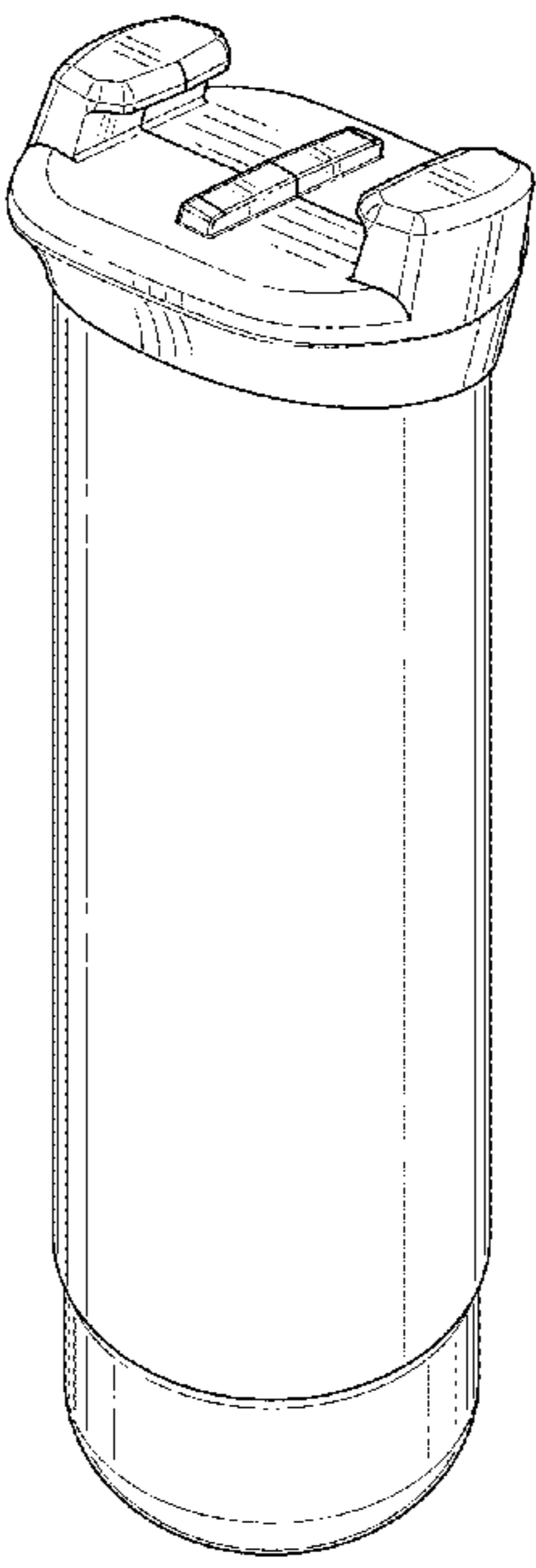
The ornamental design for a camera mount handle, as shown and described.

**DESCRIPTION**

FIG. 1 is a front, top, and right perspective view of a camera mount handle;  
 FIG. 2 is a rear, bottom, and left perspective view thereof;  
 FIG. 3 is a front plan view thereof;  
 FIG. 4 is a rear plan view thereof;  
 FIG. 5 is a right view thereof;  
 FIG. 6 is a left view thereof;  
 FIG. 7 is a top view thereof; and,  
 FIG. 8 is a bottom view thereof.

**1 Claim, 8 Drawing Sheets**

- (56) **References Cited**  
U.S. PATENT DOCUMENTS
- D210,209 S \* 2/1968 Fischer ..... D10/104.1
- 4,864,335 A \* 9/1989 Corrales ..... G03B 37/02  
352/69
- 5,021,813 A \* 6/1991 Corrales ..... G03B 37/02  
396/24
- D599,786 S \* 9/2009 Metlen ..... D14/225
- D678,387 S \* 3/2013 Stump ..... D16/244
- D746,500 S \* 12/2015 Brown ..... D26/49
- D778,338 S \* 2/2017 Muhlenkamp, IV ..... D16/243



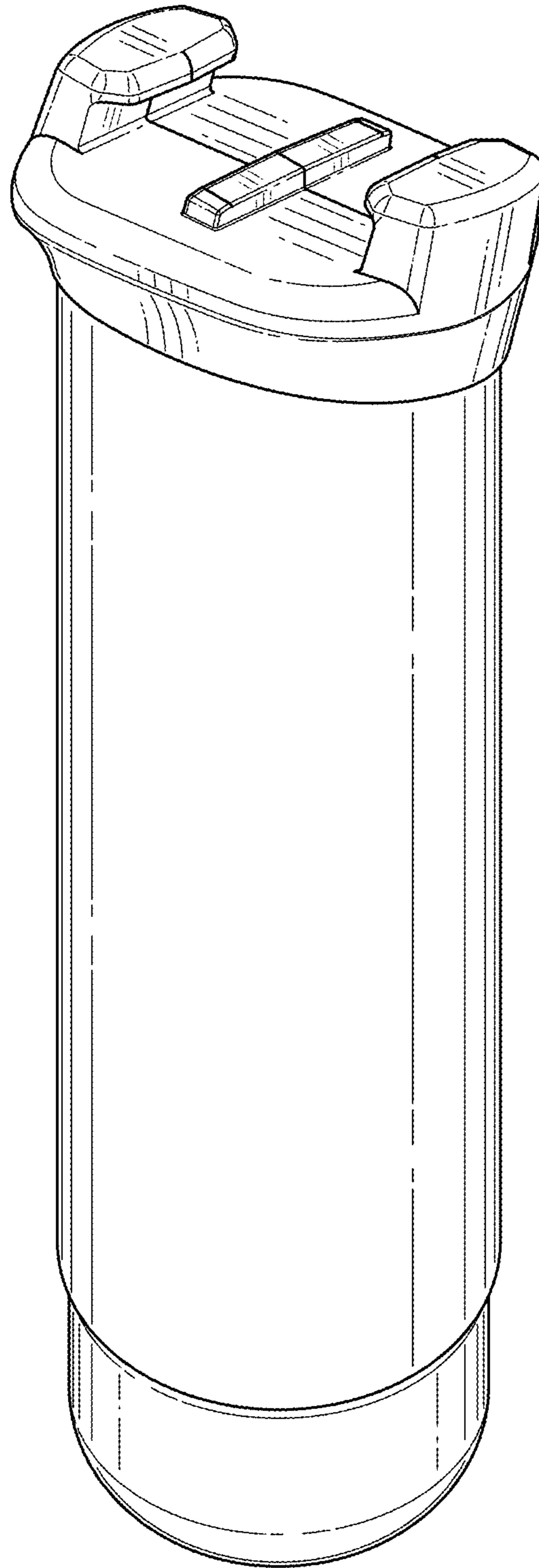


FIG. 1

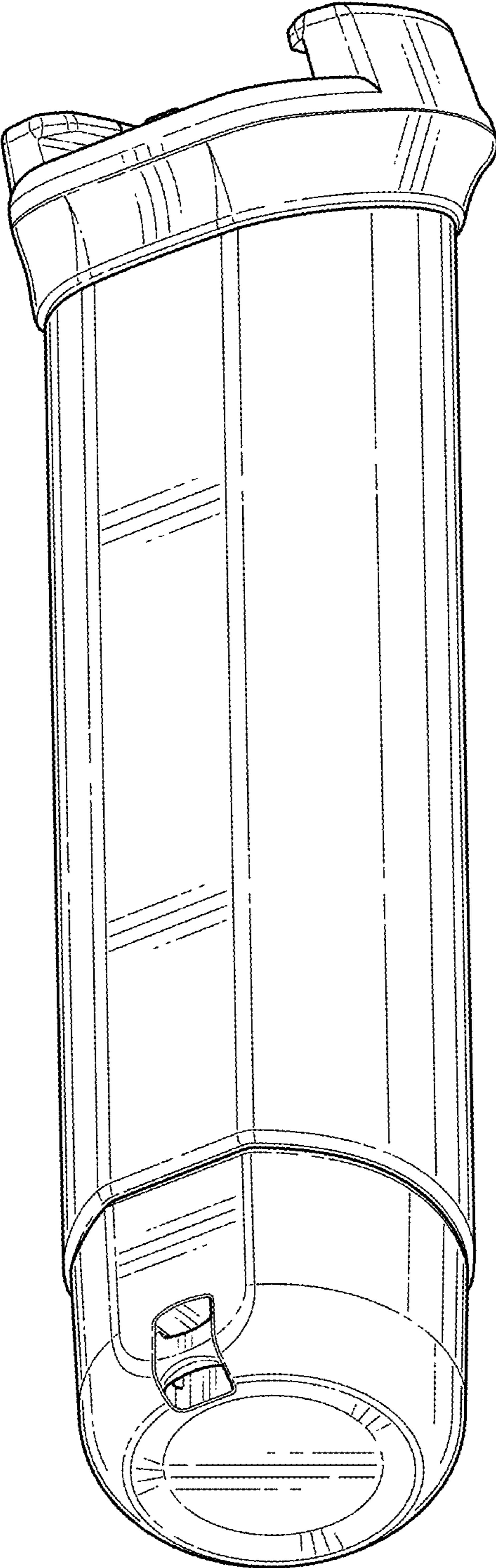


FIG. 2

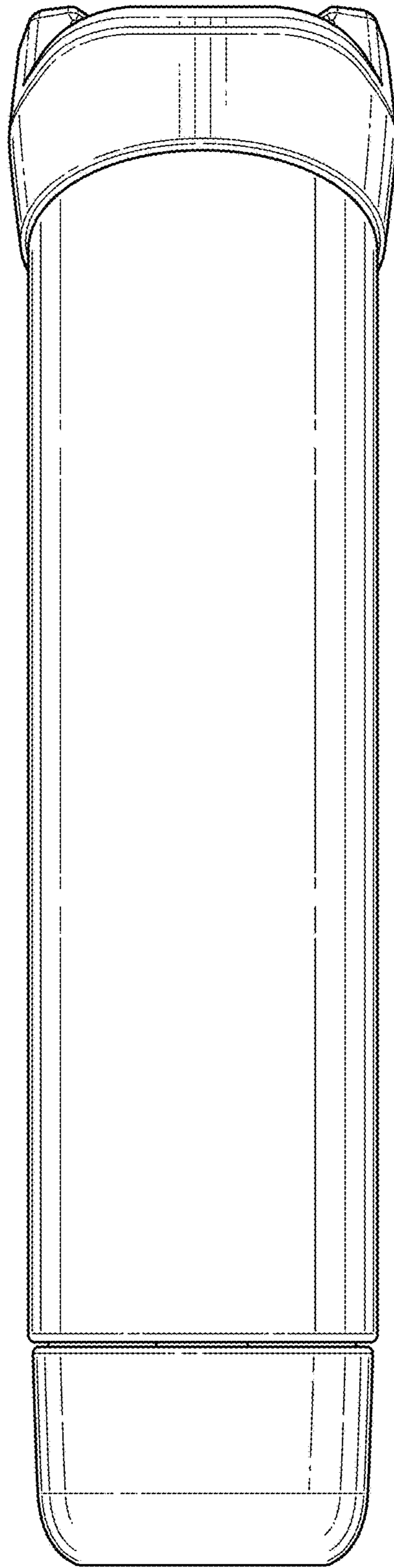


FIG. 3

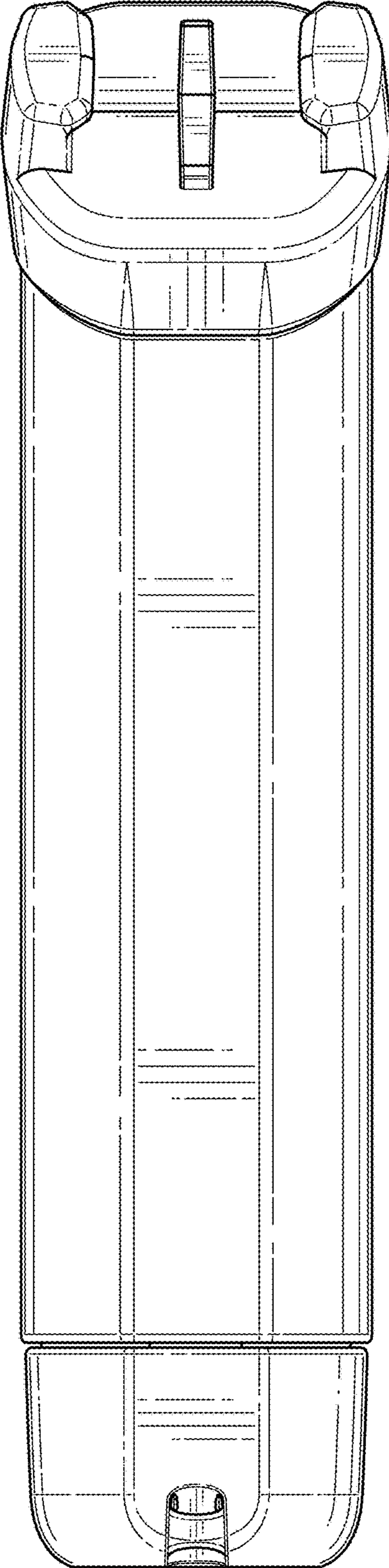


FIG. 4



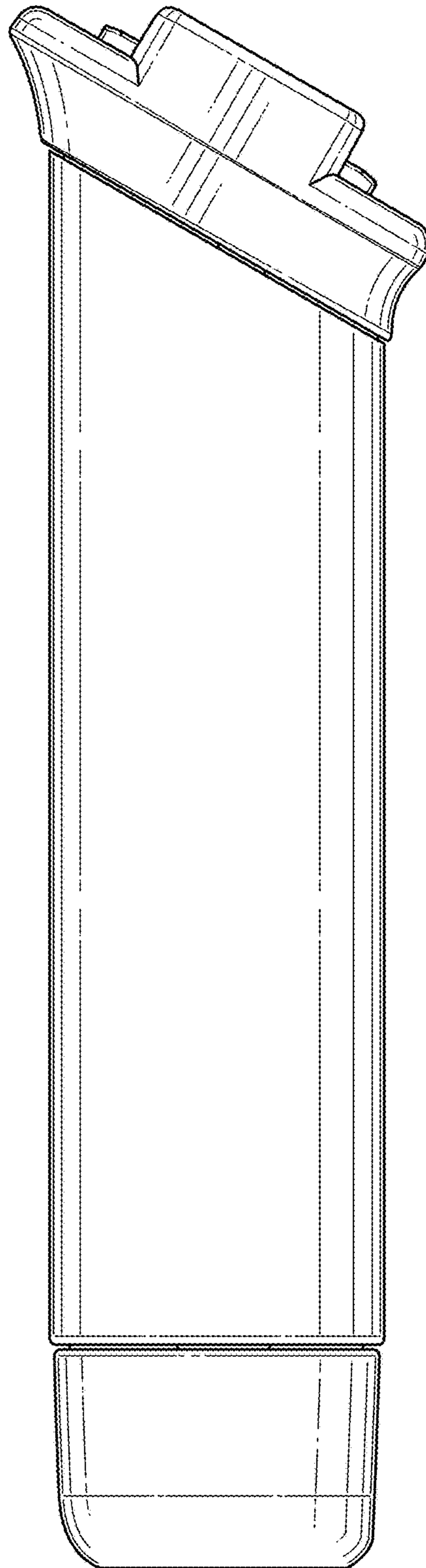


FIG. 5

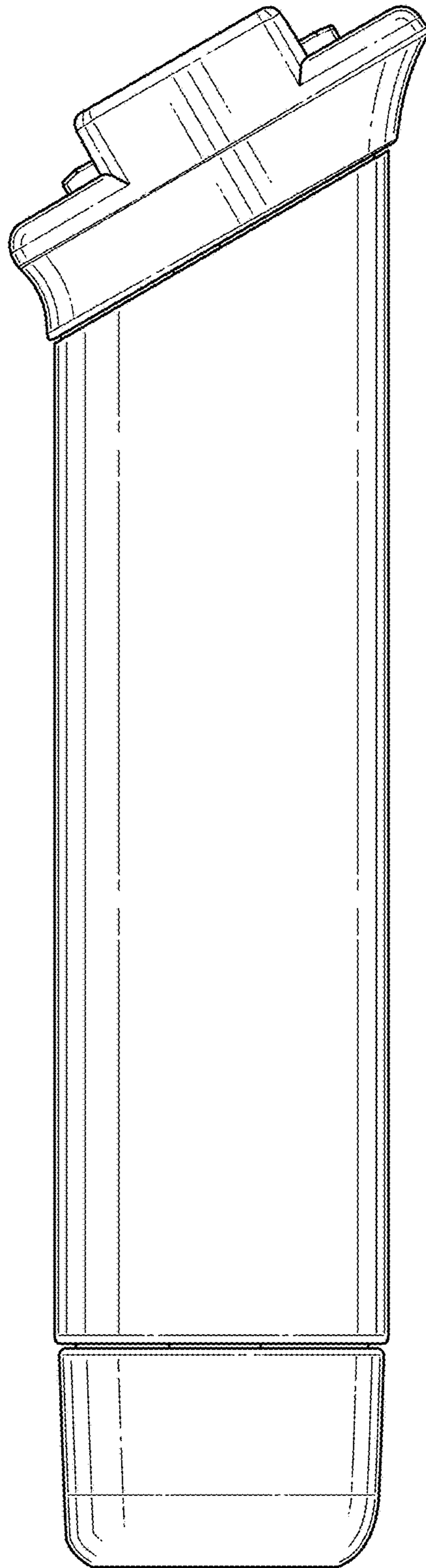


FIG. 6

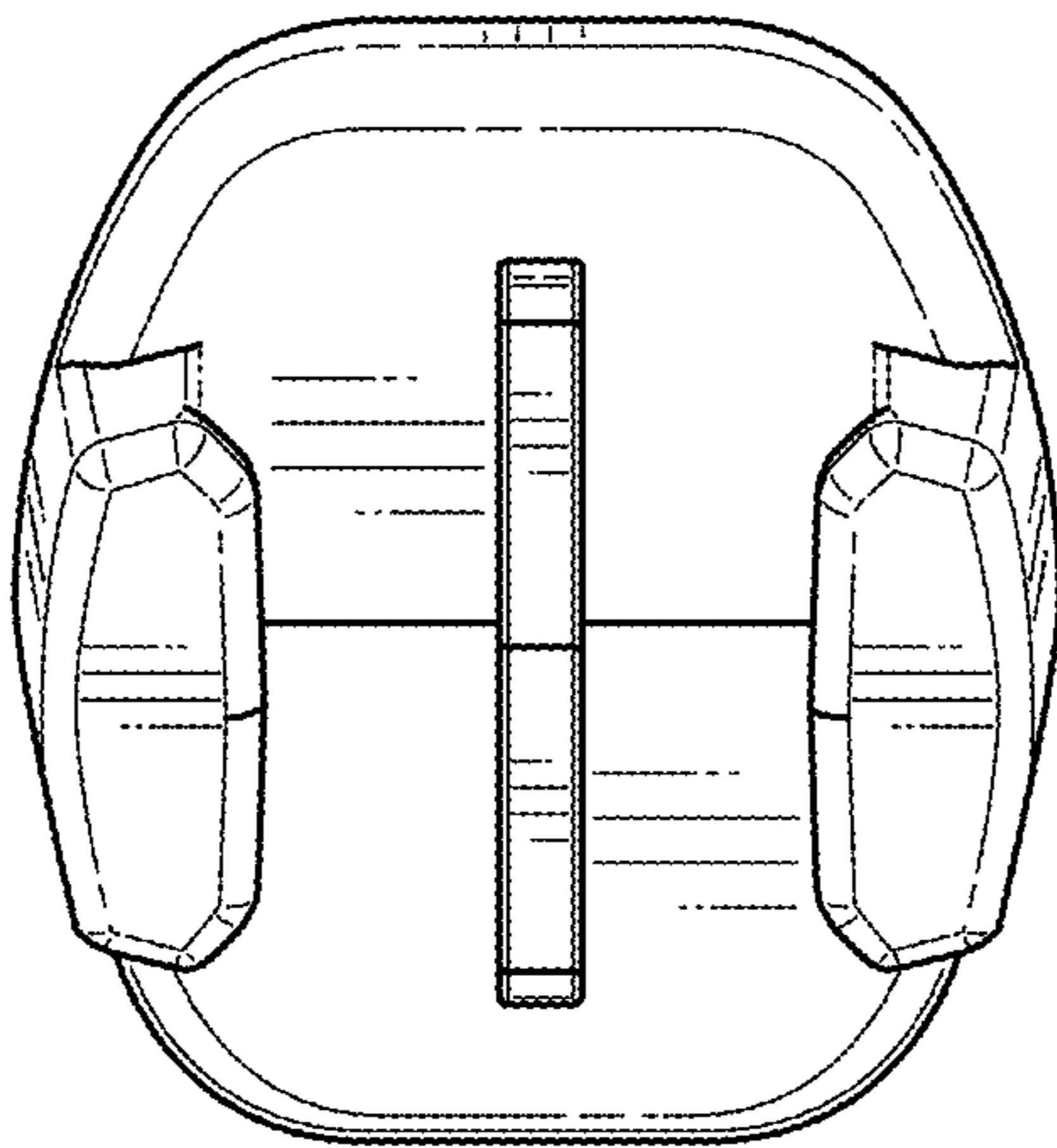


FIG. 7



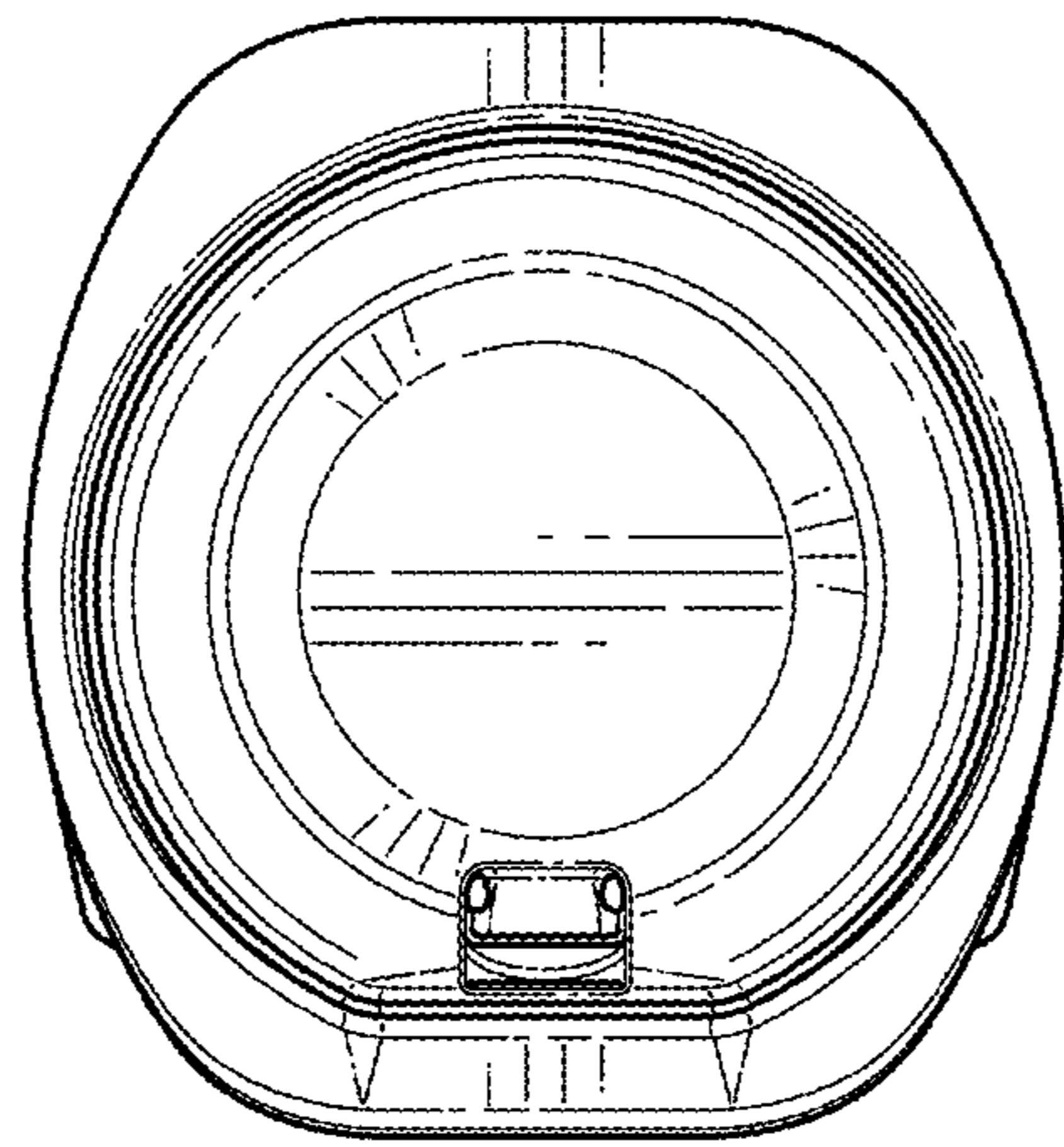


FIG. 8