



US00D831066S

(12) **United States Design Patent** (10) **Patent No.:** **US D831,066 S**
Takita et al. (45) **Date of Patent:** **** Oct. 16, 2018**

(54) **DISPLAY SCREEN WITH ANIMATED COMPUTER ICON**

(71) Applicant: **Canon Kabushiki Kaisha**, Ohta-ku, Tokyo (JP)

(72) Inventors: **Soushi Takita**, Kawasaki (JP); **Takeshi Kikkawa**, Yokohama (JP)

(73) Assignee: **Canon Kabushiki Kaisha**, Tokyo (JP)

(**) Term: **15 Years**

(21) Appl. No.: **29/540,326**

(22) Filed: **Sep. 23, 2015**

(30) **Foreign Application Priority Data**

Mar. 23, 2015 (JP) 2015-006212

(51) **LOC (11) Cl.** **14-04**

(52) **U.S. Cl.**
USPC **D14/489**

(58) **Field of Classification Search**
USPC D14/485-495; D20/12; 709/225;
715/746, 771, 739
CPC G06F 3/048; G06F 3/0481; G06F 3/0482;
G06F 3/04817; G06F 3/04812
See application file for complete search history.

(56) **References Cited**

U.S. PATENT DOCUMENTS

- D738,913 S * 9/2015 Cabrera-Cordon D14/491
- D748,646 S * 2/2016 Kim D14/485
- D757,737 S * 5/2016 Chaudhri G06F 3/04817
D14/485
- D757,753 S * 5/2016 Jung D14/485
- D760,258 S * 6/2016 Bertinetti D14/486
- D762,711 S * 8/2016 Zhang D14/488

- D769,886 S * 10/2016 Kurita D14/485
- D776,677 S * 1/2017 Shi D14/485
- D777,739 S * 1/2017 Qu D14/486
- D783,050 S * 4/2017 Kisselev D14/489
- D788,814 S * 6/2017 Ashley-Rollman D14/489
- D792,891 S * 7/2017 Yamazaki D14/485
- D793,447 S * 8/2017 Jitkoff D14/492
- D794,038 S * 8/2017 Sonoda D14/485
- D794,055 S * 8/2017 Kim D14/486
- D794,067 S * 8/2017 Mustonen D14/489
- D795,294 S * 8/2017 Faulkner D14/489
- D796,549 S * 9/2017 Bhandari D14/490
- D797,145 S * 9/2017 Bae D14/492

* cited by examiner

Primary Examiner — Rhea Shields

(74) *Attorney, Agent, or Firm* — Fitzpatrick, Cella, Harper & Scinto

(57) **CLAIM**

The ornamental design for a display screen with animated computer icon, as shown and described.

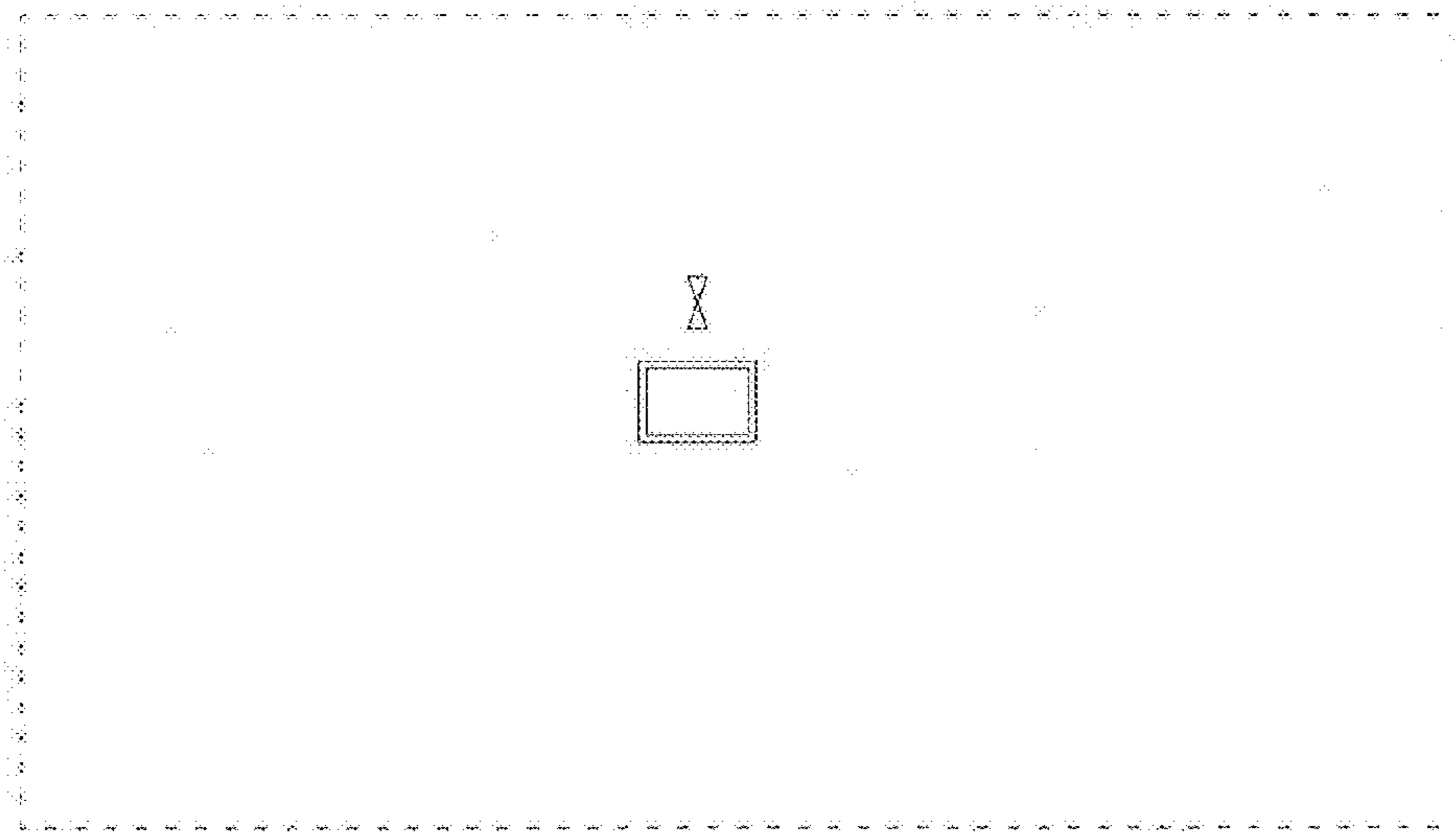
DESCRIPTION

FIG. 1 is a front image of a display screen with animated computer icon showing our new design;
FIG. 2 is a second image thereof
FIG. 3 is a third image thereof;
FIG. 4 is a fourth image thereof;
FIG. 5 is a fifth image thereof; and,
FIG. 6 is a sixth image thereof.

The appearance of the transitional image sequentially transitions between the images shown in FIGS. 1-6. The process or period that one image transitions to another image forms no part of the claimed design.

The outermost broken line perimeter showing the display screen is for the purpose of illustrating portions of the article and forms no part of the claimed design.

1 Claim, 3 Drawing Sheets



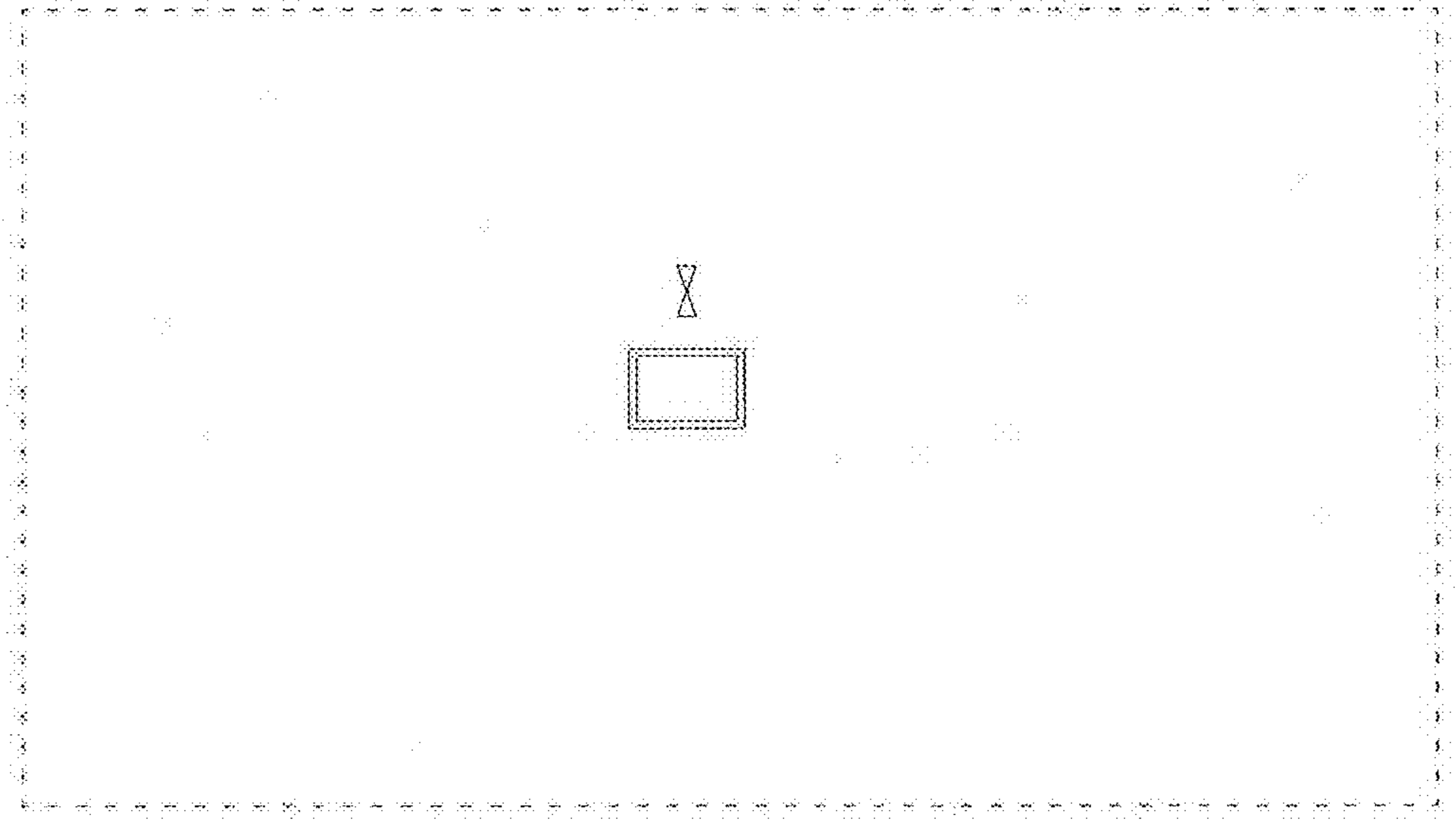


FIG. 1

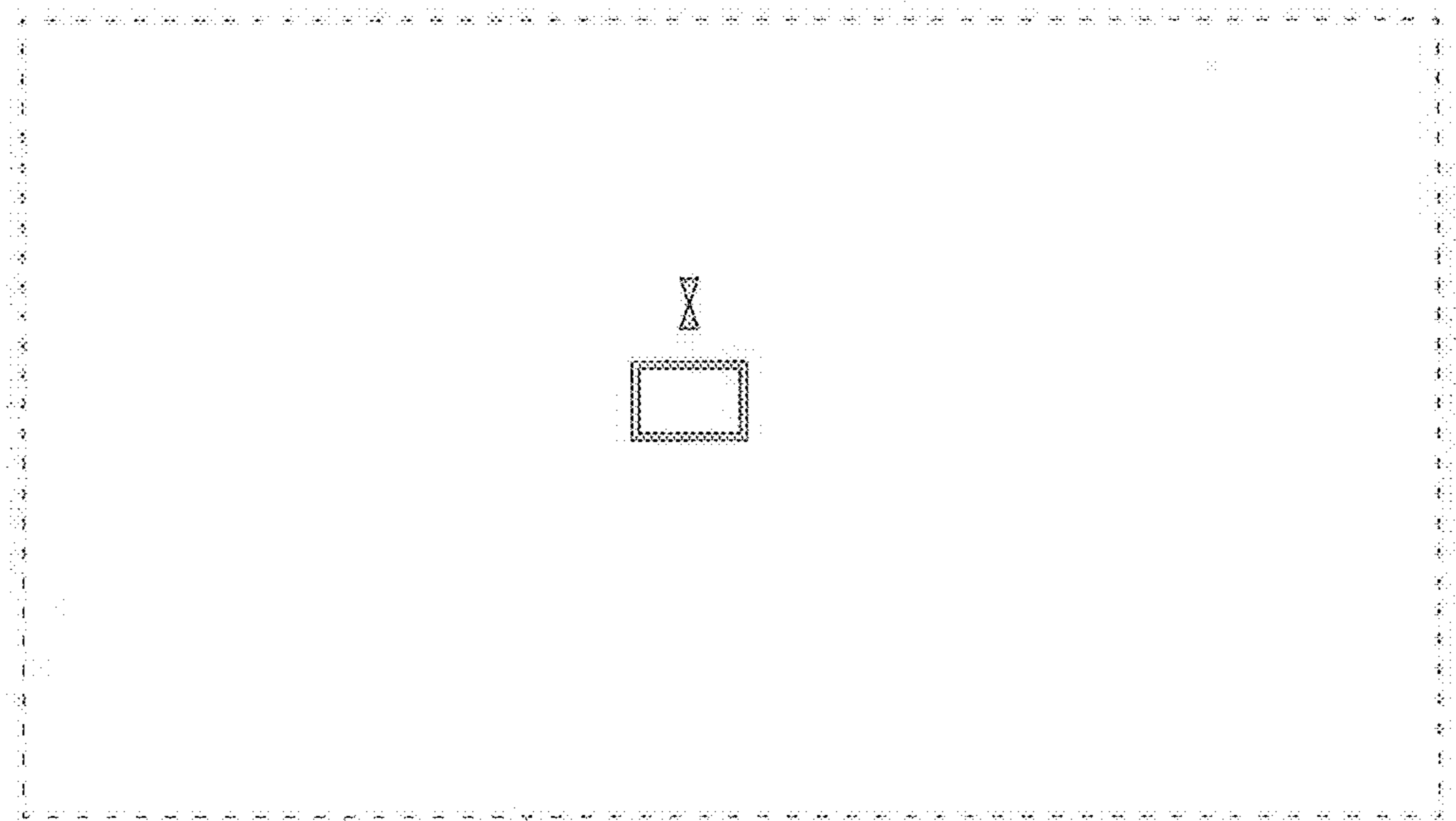


Fig. 2

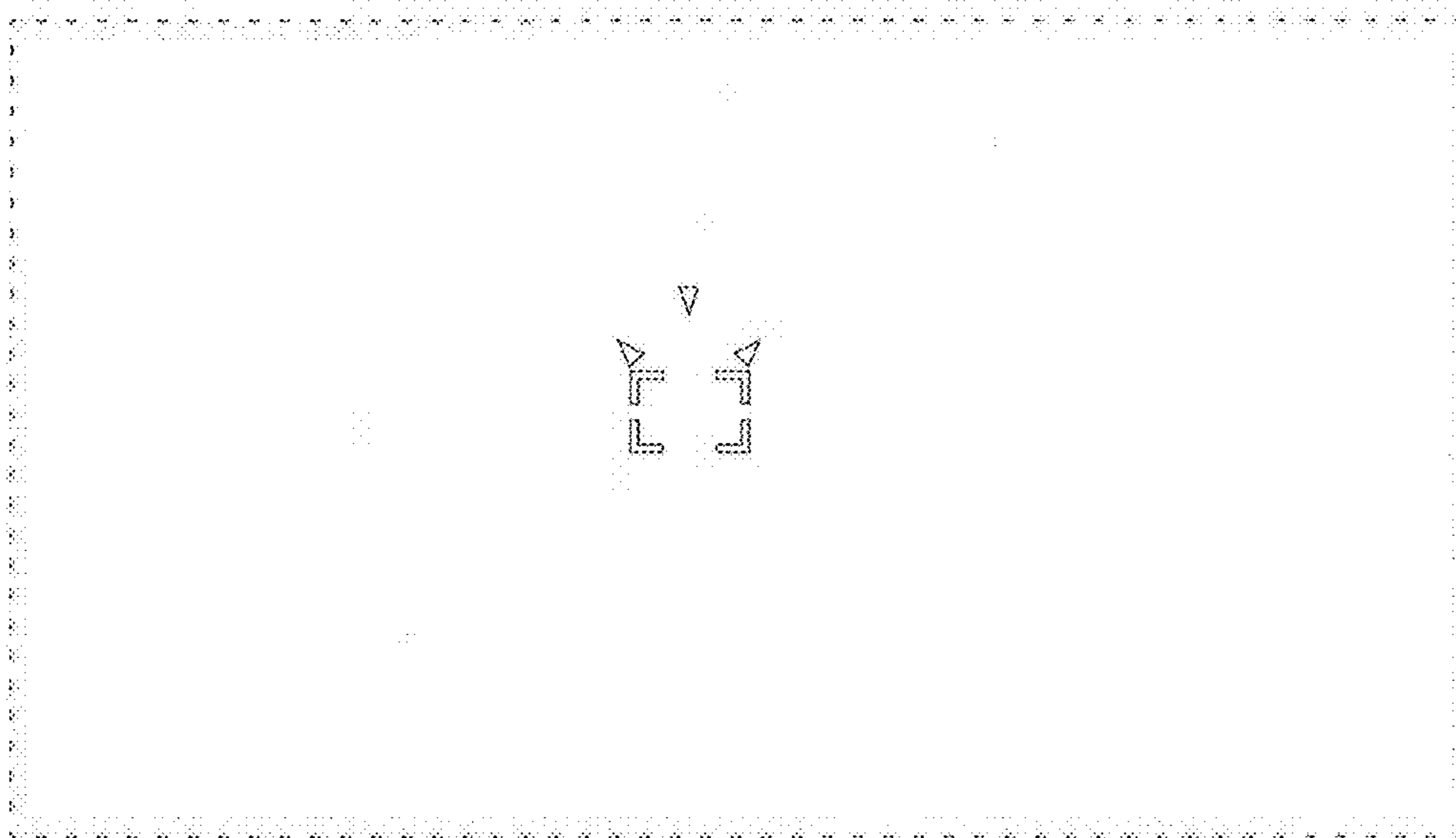


FIG. 3




FIG. 4




FIG. 5




FIG. 6