



US00D831036S

(12) **United States Design Patent** (10) **Patent No.:** **US D831,036 S**  
**Page** (45) **Date of Patent:** **\*\* Oct. 16, 2018**

(54) **DISPLAY SCREEN OR PORTION THEREOF WITH A GRAPHICAL USER INTERFACE**

(71) Applicant: **John Henry Page**, Washington, DC (US)

(72) Inventor: **John Henry Page**, Washington, DC (US)

(\*\*) Term: **15 Years**

(21) Appl. No.: **29/588,875**

(22) Filed: **Dec. 23, 2016**

(51) **LOC (11) Cl.** ..... **14-04**

(52) **U.S. Cl.**  
USPC ..... **D14/485**

(58) **Field of Classification Search**  
USPC ..... D14/485-495  
CPC .... G06F 17/211; G06F 17/212; G06F 3/1251;  
G06F 3/0481; G06F 2203/04807  
See application file for complete search history.

(56) **References Cited**

U.S. PATENT DOCUMENTS

D614,646 S *	4/2010	Chen	D14/488
D617,804 S *	6/2010	Hirsch	D14/485
D660,311 S *	5/2012	Klein	D14/486
D679,727 S *	4/2013	Abratowski	D14/489
D696,270 S *	12/2013	Hyunjung	D14/486
D706,804 S *	6/2014	Vora	D14/487
D709,091 S *	7/2014	Kwon	D14/489
D711,911 S *	8/2014	Karunamuni	D14/489
D715,832 S *	10/2014	Lee	D14/488
D726,216 S *	4/2015	Tabata	D14/488

D726,217 S *	4/2015	Tabata	D14/488
D727,931 S *	4/2015	Kim	D14/486
D741,904 S *	10/2015	Clement	D14/490
D742,409 S *	11/2015	Perez	D14/489
D744,001 S *	11/2015	Orr	D14/490
D745,023 S *	12/2015	Kwon	D14/486
D745,043 S *	12/2015	Jung	D14/489
D747,339 S *	1/2016	Lim	D14/487
D748,117 S *	1/2016	Kadosh	D14/486
D761,821 S *	7/2016	Loosli	D14/485
D762,702 S *	8/2016	Hoang	D14/487
D777,205 S *	1/2017	Orr	D14/490
D788,789 S *	6/2017	Pickering	D14/485
D806,722 S *	1/2018	Gussev	D14/485
D806,723 S *	1/2018	Gussev	D14/485
D815,109 S *	4/2018	Weaver	D14/485
2014/0380219 A1 *	12/2014	Cartan	G06F 3/04842 715/771

\* cited by examiner

*Primary Examiner* — Darlington Ly  
*Assistant Examiner* — Daniel J Domino

(57) **CLAIM**

The ornamental design for a display screen or portion thereof with a graphical user interface, as shown and described.

**DESCRIPTION**

FIG. 1 is a front view of a display screen or portion thereof with a graphical user interface showing our new design; and, FIG. 2 is an enlarged view of a portion taken from FIG. 1. The broken lines shown in the drawings represent portions of the display screen or portion thereof with a graphical user interface that form no part of the claimed design.

**1 Claim, 2 Drawing Sheets**

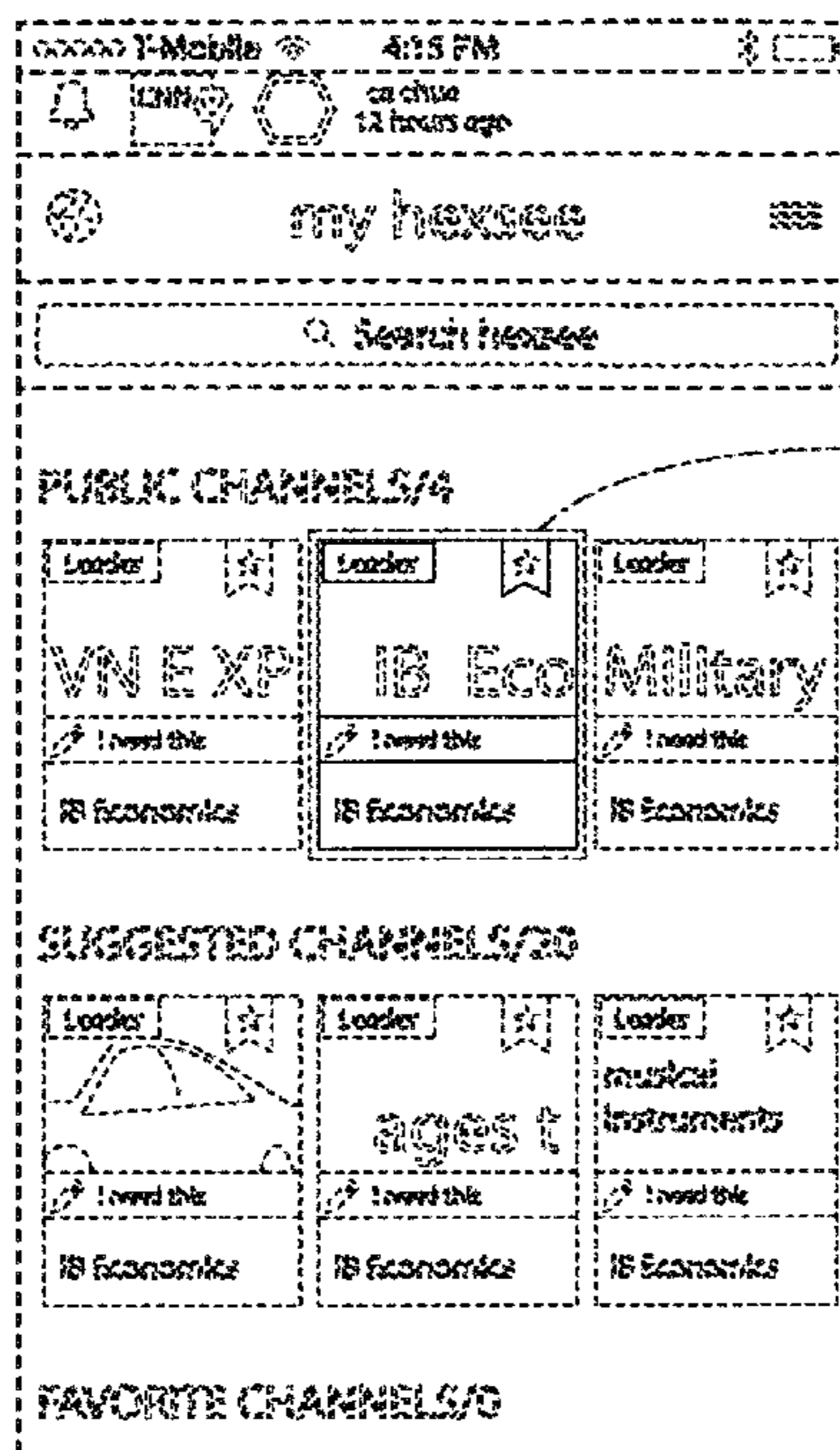


Fig. 2

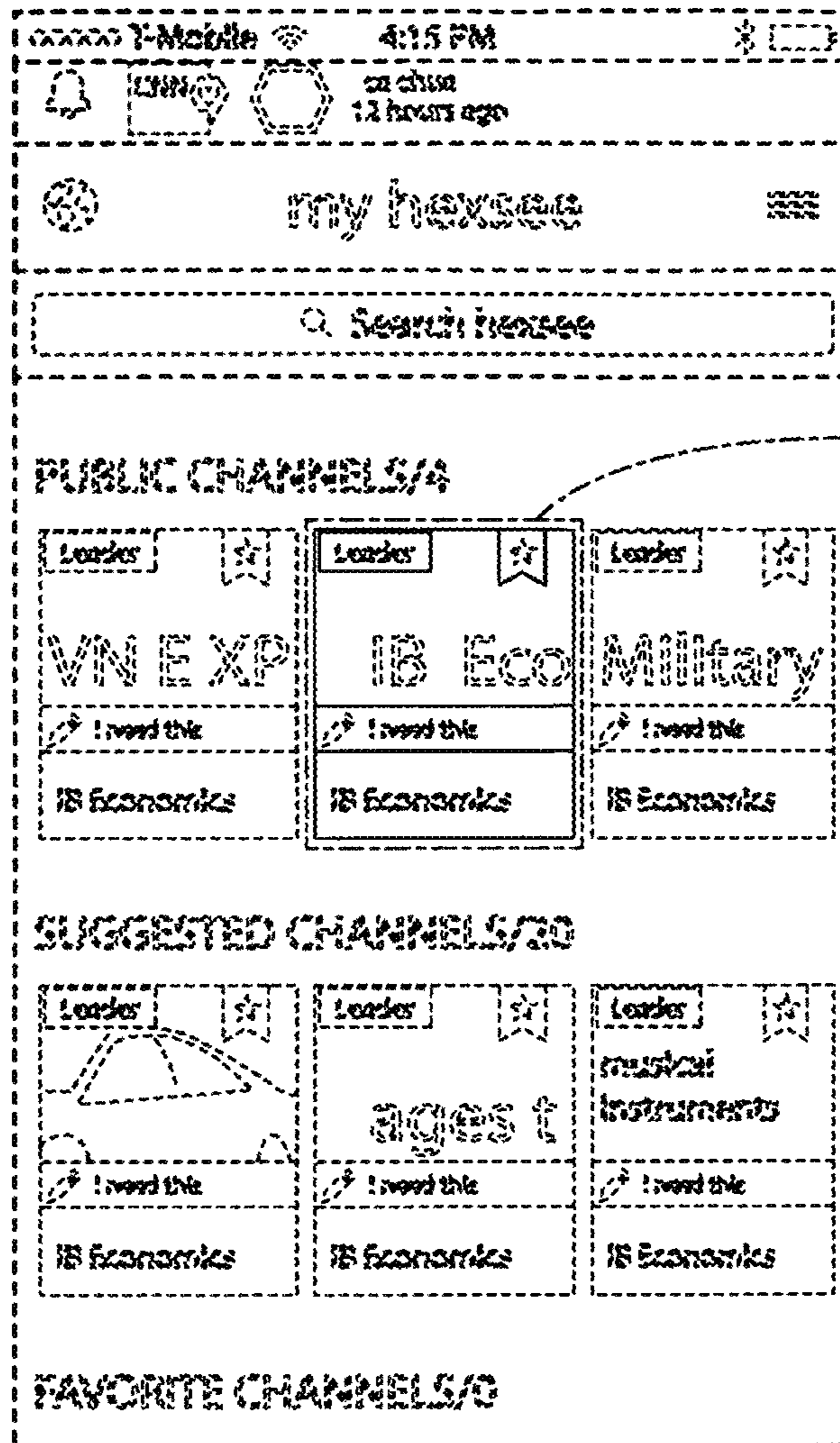


Fig. 2

FIG. 1




FIG. 2