



US00D831027S

(12) **United States Design Patent**  
**Kim et al.**

(10) **Patent No.:** **US D831,027 S**  
(45) **Date of Patent:** **\*\* Oct. 16, 2018**

(54) **HEAD MOUNTED DISPLAY DEVICE**

(71) Applicant: **LG ELECTRONICS INC.**, Seoul (KR)

(72) Inventors: **Dongsoon Kim**, Seoul (KR); **Seungyup Lee**, Seoul (KR); **Hyunchul Kim**, Seoul (KR)

(73) Assignee: **LG ELECTRONICS INC.**, Seoul (KR)

(\*\*) Term: **15 Years**

(21) Appl. No.: **29/569,985**

(22) Filed: **Jul. 1, 2016**

(30) **Foreign Application Priority Data**

Jan. 5, 2016 (KR) ..... 30-2016-0000322

(51) **LOC (11) Cl.** ..... **14-02**

(52) **U.S. Cl.**  
USPC ..... **D14/372**

(58) **Field of Classification Search**  
USPC ..... D14/372, 496, 432, 371, 125, 126, 129, D14/299; D16/300–342; 351/158, 153, 351/144; 345/7–9, 905; 455/344; 348/115, 53, 121, 739  
CPC ..... G02B 27/017; G02B 27/0158; G02B 27/0161; G02B 27/0181; G02B 27/0185; G02B 27/0189  
See application file for complete search history.

(56) **References Cited**

**U.S. PATENT DOCUMENTS**

D766,895 S \* 9/2016 Choi ..... D14/372  
D792,401 S \* 7/2017 Tang ..... D14/372

D794,022 S \* 8/2017 Limaye ..... D14/372  
D797,733 S \* 9/2017 Lee ..... D14/372  
D797,735 S \* 9/2017 Fraser ..... D14/372  
D798,862 S \* 10/2017 Wang ..... D14/372  
D799,481 S \* 10/2017 Kim ..... D14/372  
D800,727 S \* 10/2017 Mullins ..... D14/372  
D803,832 S \* 11/2017 Lin ..... D14/372  
D807,355 S \* 1/2018 Tabata ..... D14/372

\* cited by examiner

*Primary Examiner* — Austin Murphy

(74) *Attorney, Agent, or Firm* — Birch, Stewart, Kolasch & Birch, LLP

(57) **CLAIM**

The ornamental design for a head mounted display device, as shown and described.

**DESCRIPTION**

FIG. 1 is a front, right side, perspective view of a head mounted display device showing our new design;  
FIG. 2 is a front view thereof;  
FIG. 3 is a rear view thereof;  
FIG. 4 is a left side view thereof;  
FIG. 5 is a right side view thereof;  
FIG. 6 is a top view thereof; and,  
FIG. 7 is a bottom view.

The broken lines shown in FIG. 3 depict portions of the head mounted display device that form no part of the claimed design.

**1 Claim, 5 Drawing Sheets**

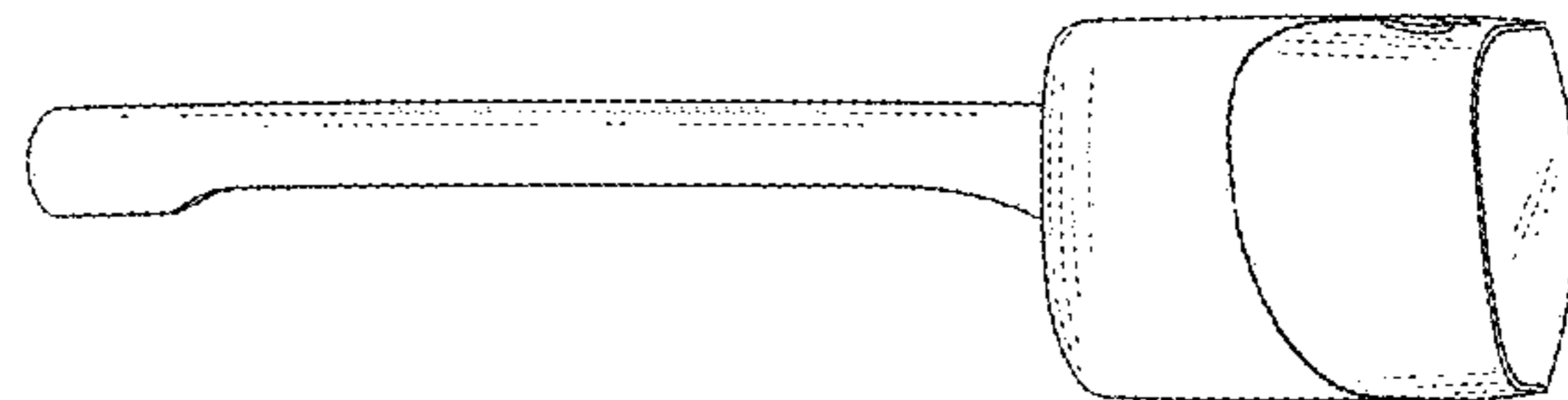
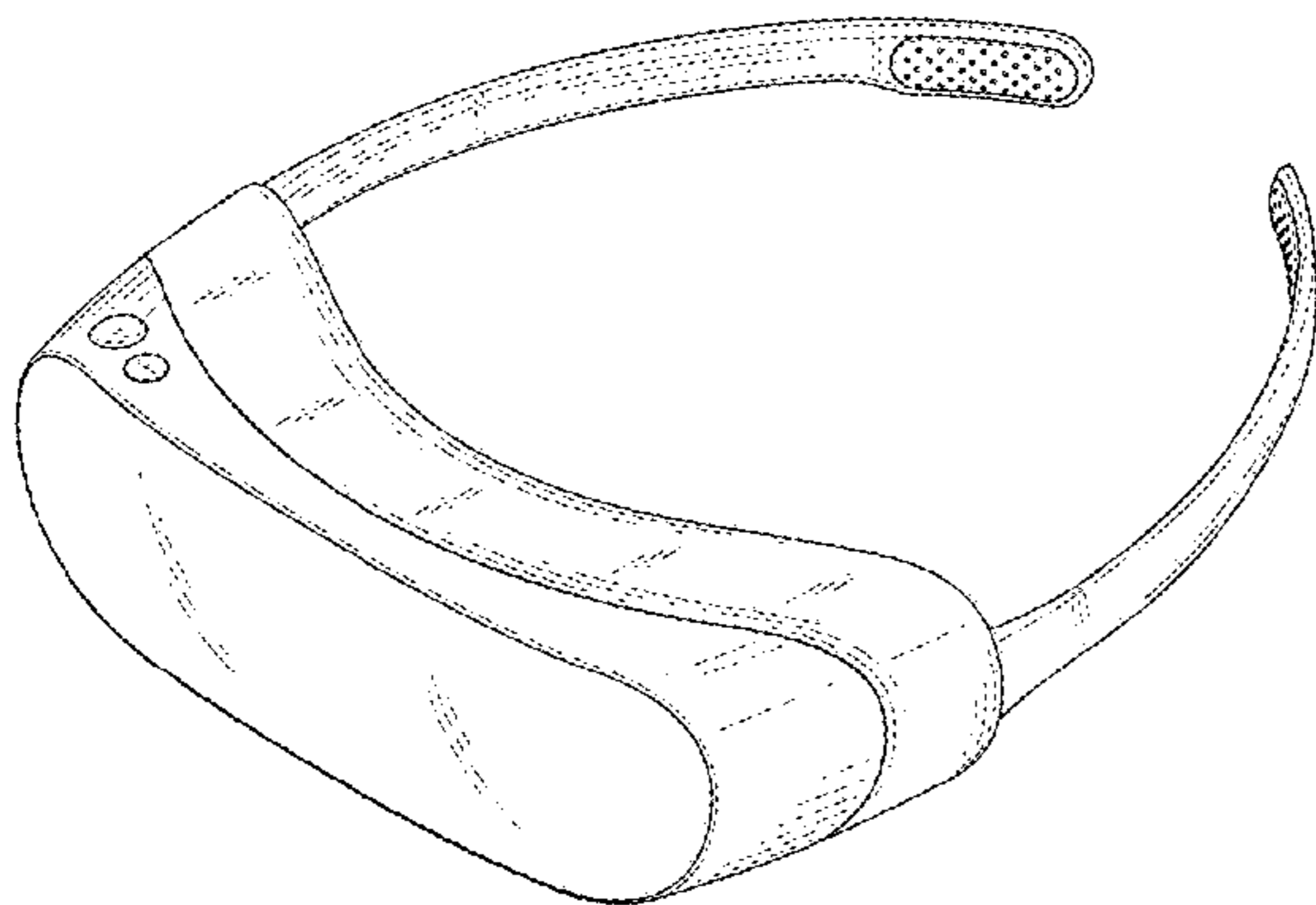


FIG. 1

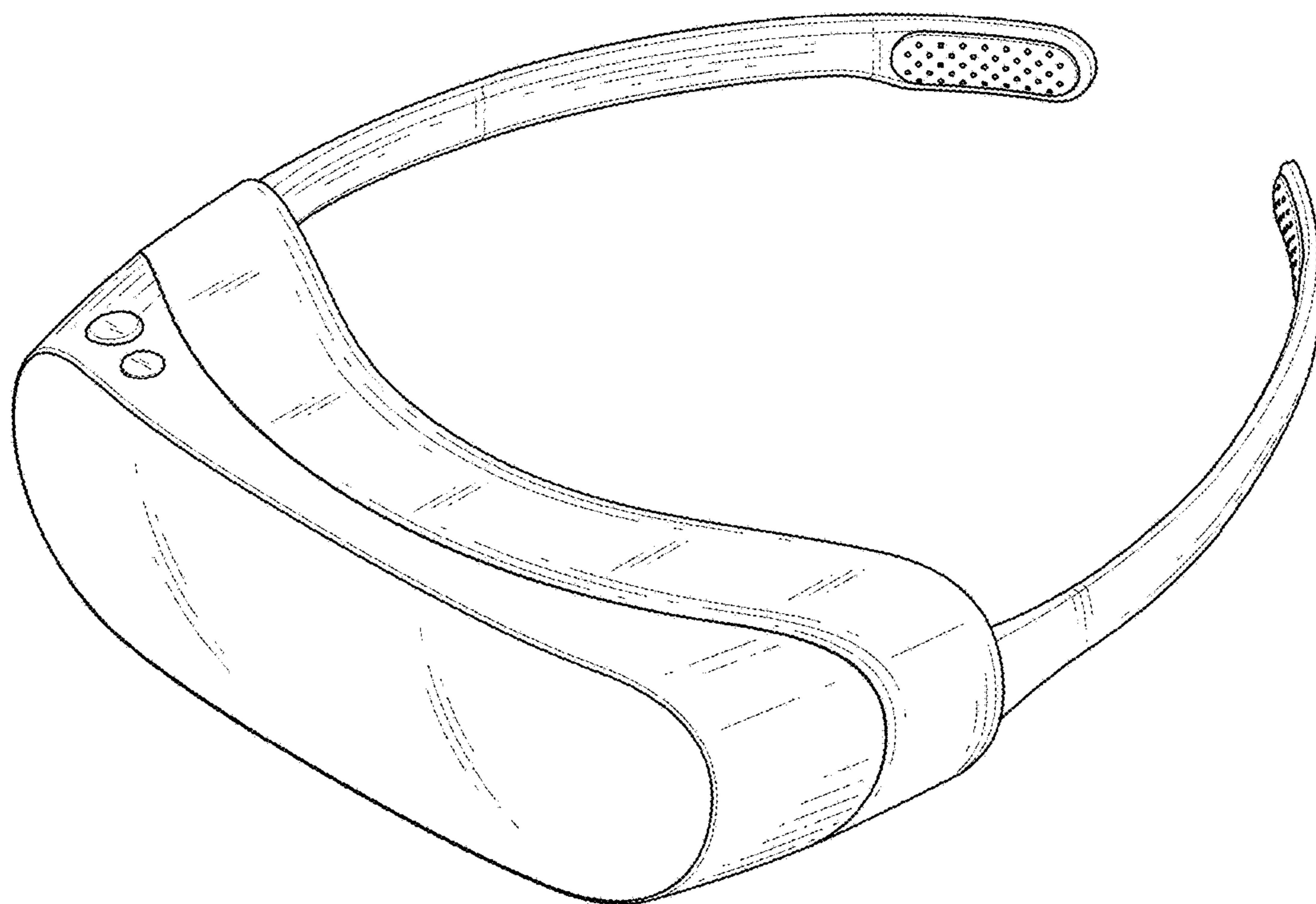


FIG. 2

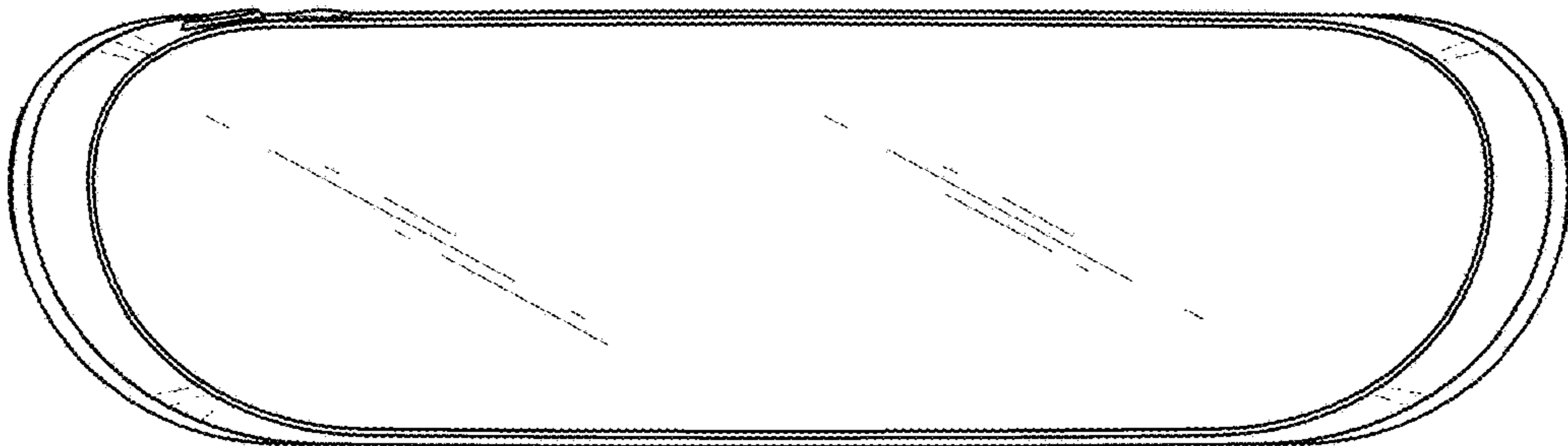


FIG. 3

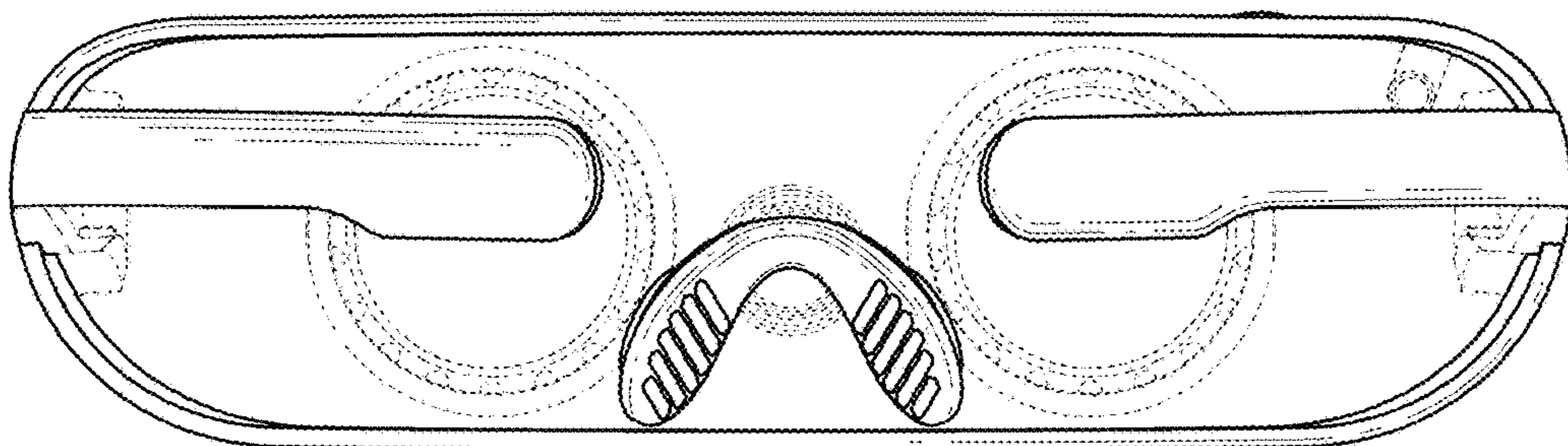


FIG. 4

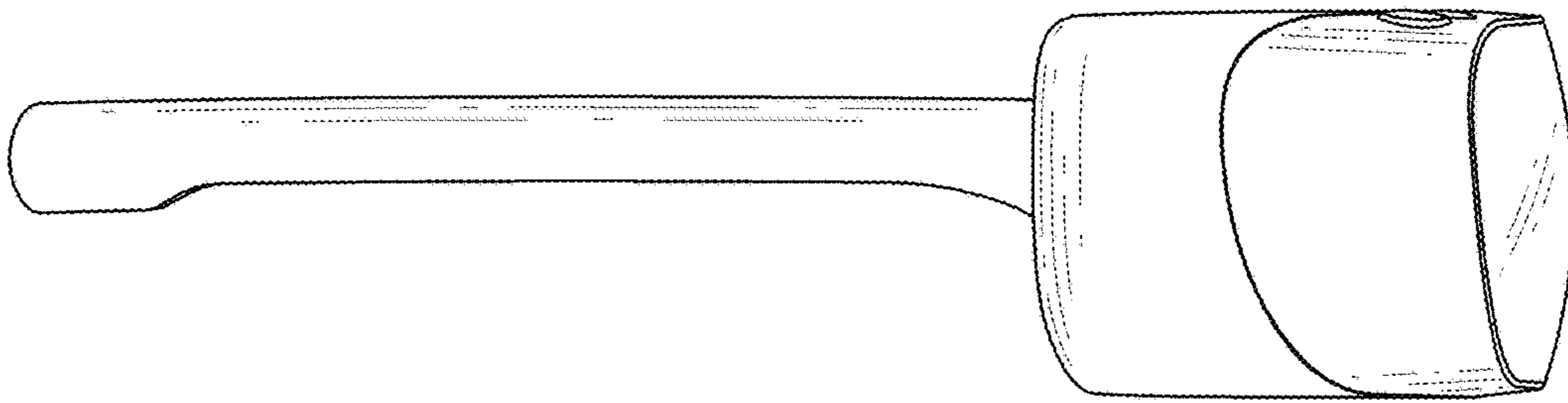


FIG. 5

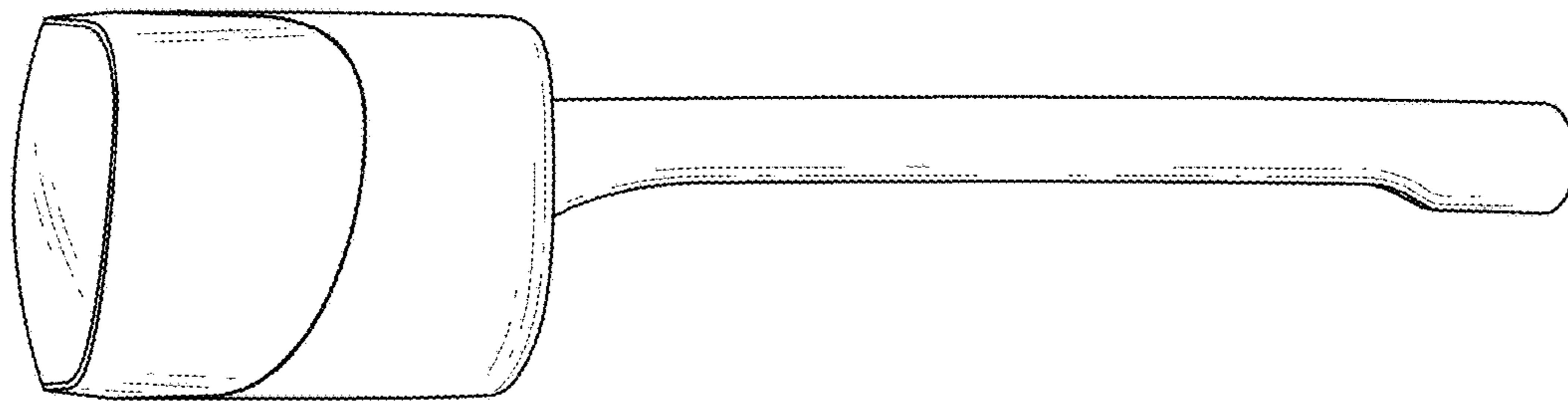


FIG. 6

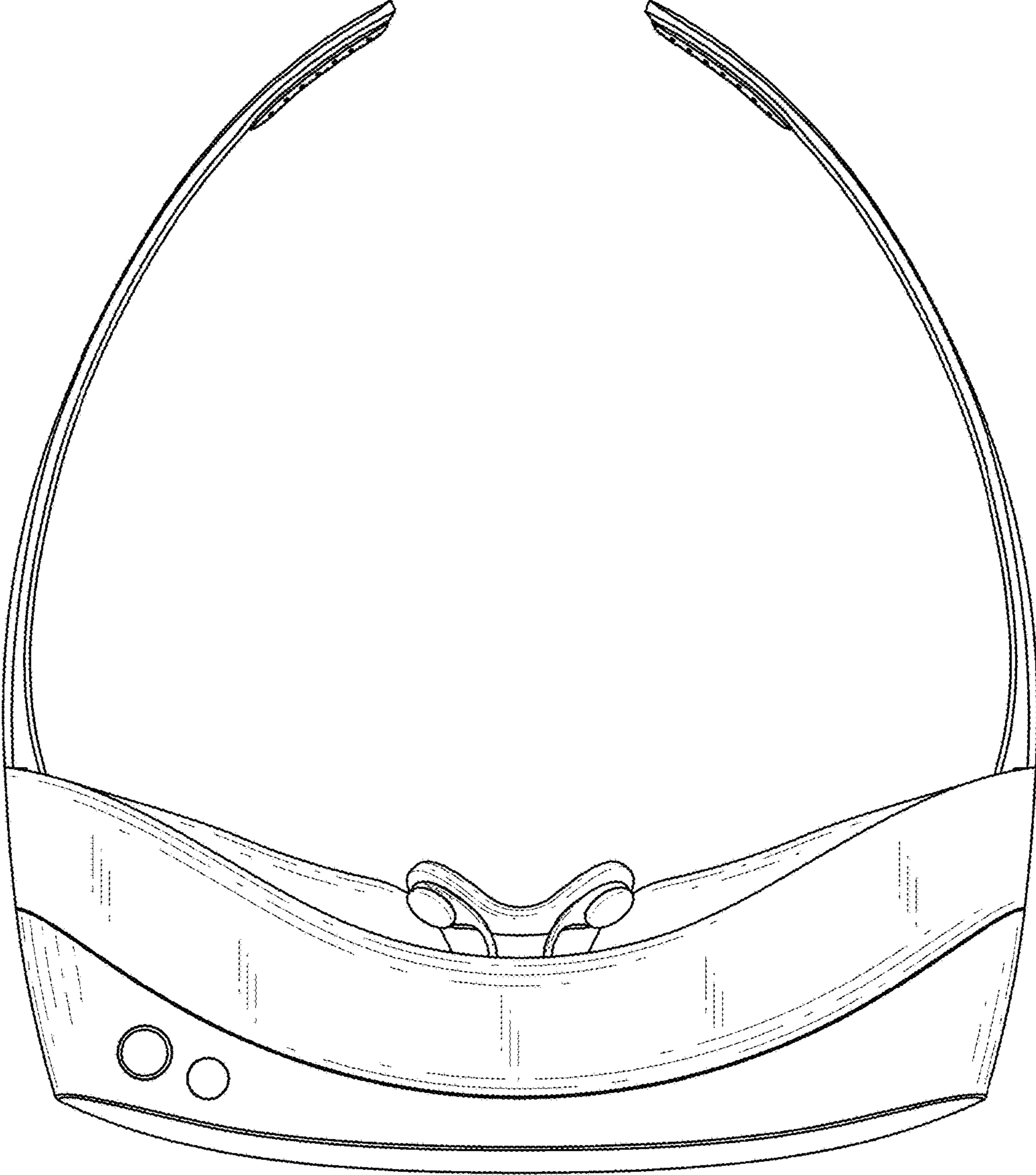


FIG. 7

