



US00D831024S

(12) **United States Design Patent** (10) **Patent No.:** **US D831,024 S**
Wakefield (45) **Date of Patent:** **** Oct. 16, 2018**

(54) **ELECTRONIC DEVICE**

- (71) Applicant: **Franz Antonio Wakefield**, Miami, FL (US)
- (72) Inventor: **Franz Antonio Wakefield**, Miami, FL (US)
- (**) Term: **14 Years**
- (21) Appl. No.: **29/474,163**
- (22) Filed: **Jun. 21, 2014**
- (51) **LOC (11) Cl.** **14-02**
- (52) **U.S. Cl.**
USPC **D14/341**
- (58) **Field of Classification Search**
USPC D14/341, 496, 138 AA, 138 R, 138 C,
D14/383, 250, 218, 440; 345/173;
455/575.1
CPC G06F 1/16
See application file for complete search history.

FOREIGN PATENT DOCUMENTS

IS 82488-0002 * 5/2013
 TN L/2013/82488-0002 * 1/2013
 (Continued)

OTHER PUBLICATIONS

SuiteMate, date unavailable, [retrieved Jul. 23, 2018]. Available from Internet, URL: <<http://www.parametric.io/>>.*

Primary Examiner — Barbara Fox
Assistant Examiner — Dana K Weiland
 (74) *Attorney, Agent, or Firm* — Franz A. Wakefield, Pro Se

(56) **References Cited**

U.S. PATENT DOCUMENTS

D263,466 S *	3/1982	Hiraki	D14/218
D279,779 S *	7/1985	Taylor	D14/137
D290,608 S *	6/1987	Fisher	D14/191
D323,503 S *	1/1992	Yoneyama	D14/138 AA
D335,881 S *	5/1993	Morris	D14/248
5,265,720 A *	11/1993	Meliconi	H01H 9/0242 150/165
D355,637 S *	2/1995	Tracy	D13/103
5,430,436 A *	7/1995	Fennell	G08B 5/229 340/7.52
D400,848 S *	11/1998	Clark	D13/103
D434,410 S *	11/2000	Frye	D14/248
D435,066 S *	12/2000	Hirschman	D19/113
D439,897 S *	4/2001	Williams	D14/345
D450,043 S *	11/2001	Mosebrook	D13/164
D451,507 S *	12/2001	Lin	D14/345
6,390,699 B1 *	5/2002	Lam	G06F 3/0202 400/472

(Continued)


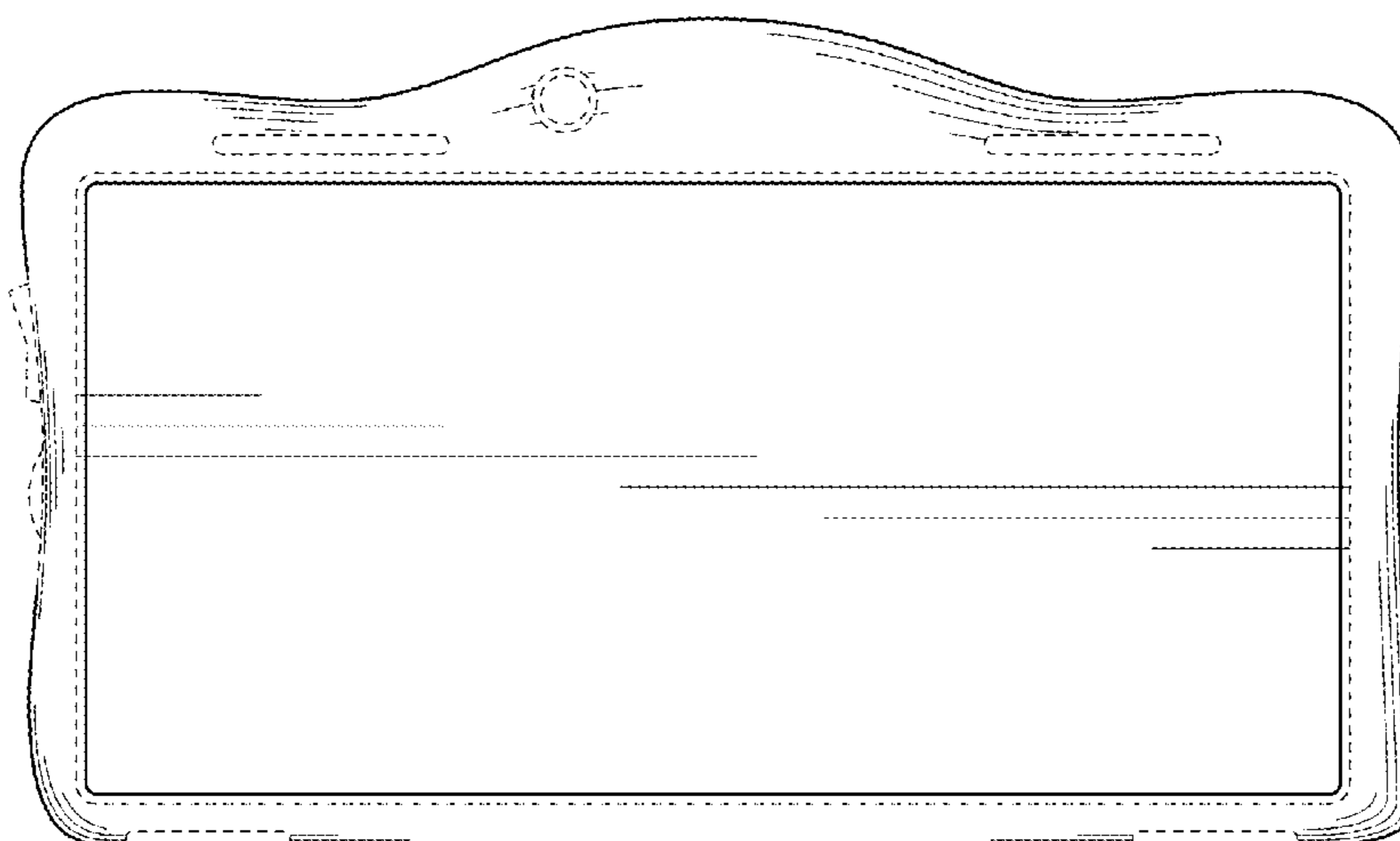
(57) **CLAIM**

The ornamental design for an electronic device, as shown and described.

DESCRIPTION

FIG. 1 is a front view of an electronic device showing my new design;
 FIG. 2 is a rear view thereof;
 FIG. 3 is a top view thereof;
 FIG. 4 is a bottom view thereof;
 FIG. 5 a left side view thereof;
 FIG. 6 is another left side view thereof shown with the kickstand, in an open position;
 FIG. 7 is a right side view shown with the kickstand, in a closed position; and,
 FIG. 8 is another right side view thereof shown with the kickstand, in an open position.
 The broken lines shown in the drawings depict portions of the electronic device that form no part of the claimed design. The innermost solid line rectangular feature in FIG. 1 is coplanar with the protruding broken line rectangular feature surrounding it.

1 Claim, 4 Drawing Sheets



(56)

References Cited

U.S. PATENT DOCUMENTS

D464,646 S * 10/2002 Lin D14/341
 D469,427 S * 1/2003 Ma D14/253
 D469,433 S * 1/2003 Liao D14/375
 D484,133 S * 12/2003 Liu D14/375
 D493,787 S * 8/2004 Avery D14/345
 D497,165 S * 10/2004 Borsboom D14/371
 6,967,831 B2 * 11/2005 Chuang G06F 3/0221
 361/679.15
 D514,123 S * 1/2006 Naruki D14/203.3
 D521,469 S * 5/2006 Hoehn D14/126
 7,106,578 B2 * 9/2006 Chen G06F 1/1601
 248/917
 D537,883 S * 3/2007 Gunter D20/10
 D539,354 S * 3/2007 Mak D21/329
 D541,769 S * 5/2007 Hoehn D14/126
 D562,319 S * 2/2008 Kwon D14/375
 D568,172 S * 5/2008 Rutjes D9/720
 D582,149 S * 12/2008 Tan D3/201
 D591,801 S * 5/2009 Mak D21/469
 D592,609 S * 5/2009 Felegy, Jr. D13/168
 D592,646 S * 5/2009 Sun D14/218
 D601,144 S * 9/2009 Chiu D14/371
 D601,557 S * 10/2009 Wesolek D14/341
 D606,763 S * 12/2009 Chiu D14/371
 D609,203 S * 2/2010 Birsel D14/138 AA
 D614,146 S * 4/2010 Felegy, Jr. D13/168
 D623,186 S * 9/2010 Ludlum D14/371
 D628,570 S * 12/2010 Li D14/341
 D632,094 S * 2/2011 Shaha D6/310
 D638,375 S * 5/2011 Clymer D13/168
 D638,805 S * 5/2011 Clymer D13/168
 D649,124 S * 11/2011 Jacoby D13/168
 D652,819 S * 1/2012 Behar D14/218
 D655,699 S * 3/2012 Bau D14/250
 D660,295 S * 5/2012 Mak D14/345
 D674,386 S * 1/2013 Mak D14/341
 D685,776 S * 7/2013 Bau D14/250
 D687,390 S * 8/2013 McDonald D13/168
 D687,822 S * 8/2013 Growney D14/341
 D698,341 S * 1/2014 Lee D14/248
 D698,354 S * 1/2014 Mak D14/341
 D700,596 S * 3/2014 Jung D14/248

D703,663 S * 4/2014 Piraud D14/341
 D703,664 S * 4/2014 Spiro D14/341
 D704,152 S * 5/2014 Altonen D13/168
 D706,238 S * 6/2014 Kim D14/138 G
 D707,195 S * 6/2014 Kim D14/138 G
 D707,645 S * 6/2014 Kim D14/138 G
 D707,646 S * 6/2014 Kim D14/138 G
 D707,647 S * 6/2014 Kim D14/138 G
 D715,281 S * 10/2014 Kim D14/248
 D716,291 S * 10/2014 Burris D14/341
 D723,548 S * 3/2015 Cheung D14/341
 D723,549 S * 3/2015 Kwong D14/341
 D723,551 S * 3/2015 Fu D14/341
 D724,581 S * 3/2015 Johnson D14/341
 D726,169 S * 4/2015 Powell D14/250
 D728,530 S * 5/2015 Shin D14/218
 D735,189 S * 7/2015 Ji D14/341
 D740,280 S * 10/2015 Fujioka D14/341
 D744,997 S * 12/2015 Fujioka D14/341
 D748,674 S * 2/2016 Cheung D14/341
 D781,284 S * 3/2017 Suzuki D14/341
 D783,604 S * 4/2017 Wesolek D14/341
 D786,860 S * 5/2017 Cheung D14/341
 2007/0054736 A1 * 3/2007 See A63F 13/06
 463/37
 2011/0266122 A1 * 11/2011 Zaharchuk H01H 9/18
 200/308
 2012/0162098 A1 * 6/2012 Aboud G06F 1/1626
 345/173
 2012/0261289 A1 * 10/2012 Wyner A45C 11/00
 206/320
 2013/0321740 A1 * 12/2013 An H05K 5/0217
 349/58
 2014/0111736 A1 * 4/2014 An G02F 1/133603
 349/58
 2014/0317559 A1 * 10/2014 Wakefield G06F 3/0481
 715/788

FOREIGN PATENT DOCUMENTS

TR 655306-0001 * 5/2018
 WO D082488-002 * 1/2014

* cited by examiner




FIG. 1

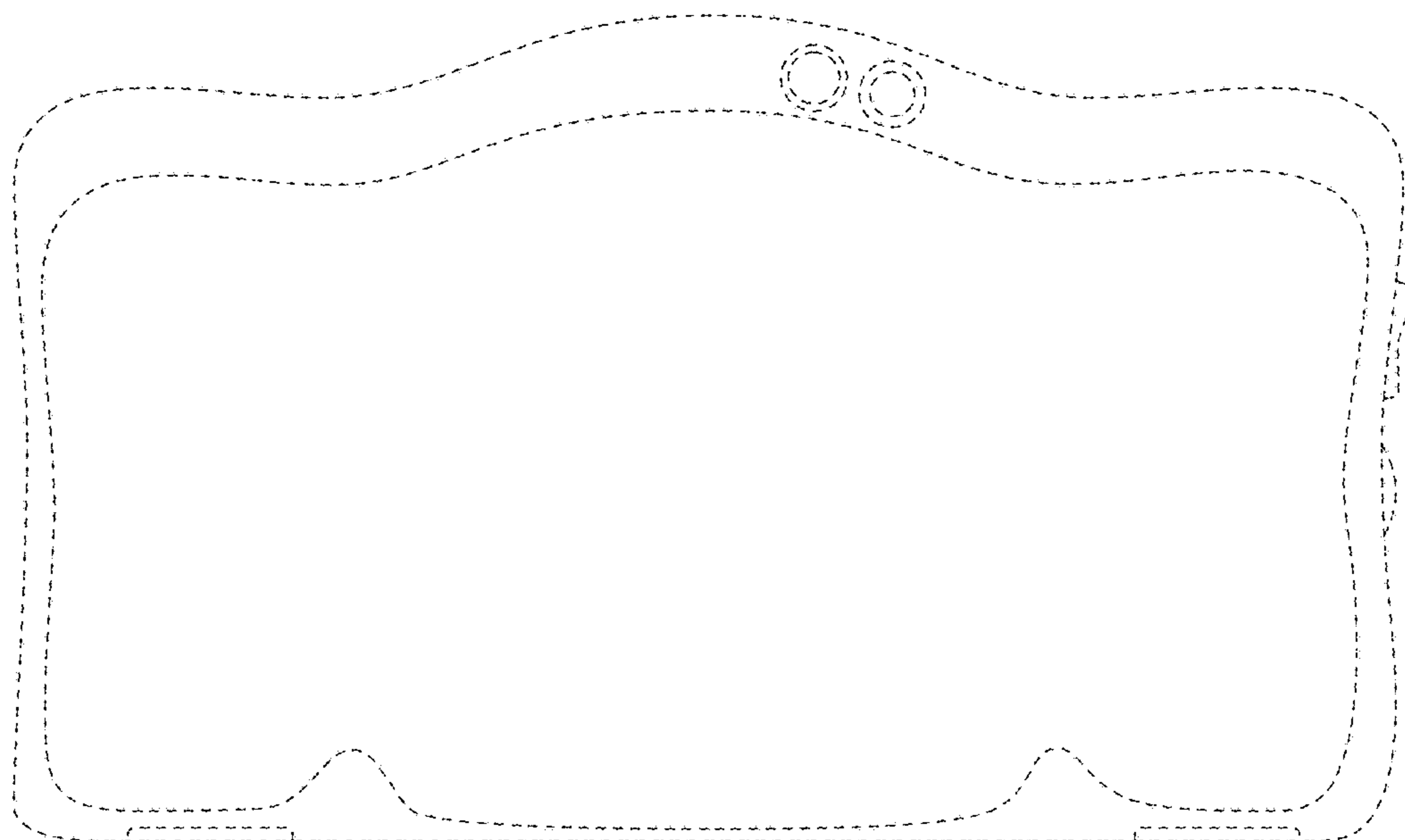


FIG. 2

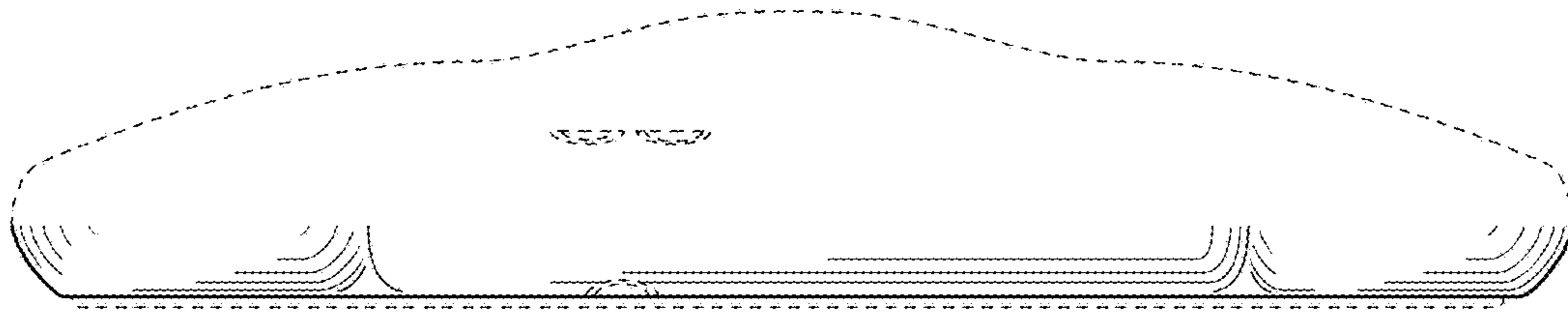


FIG. 3

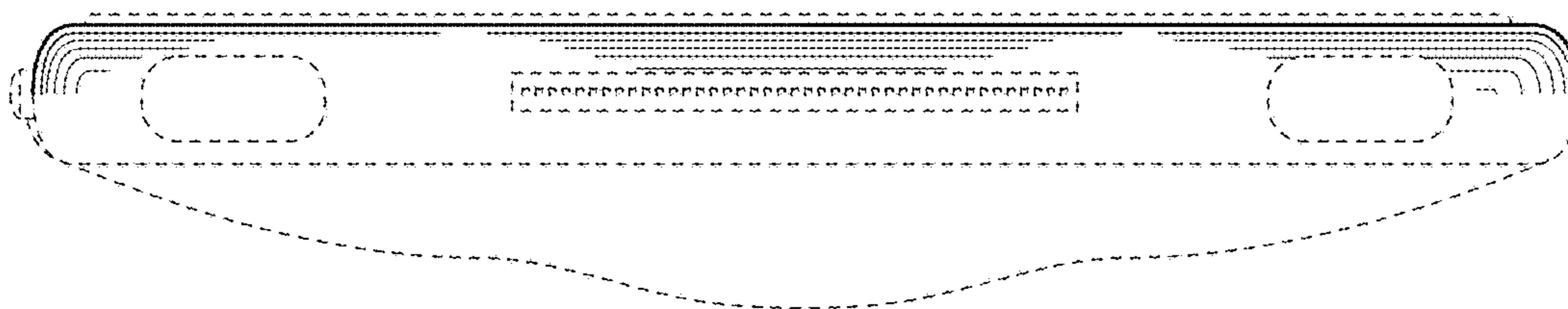


FIG. 4




FIG. 5

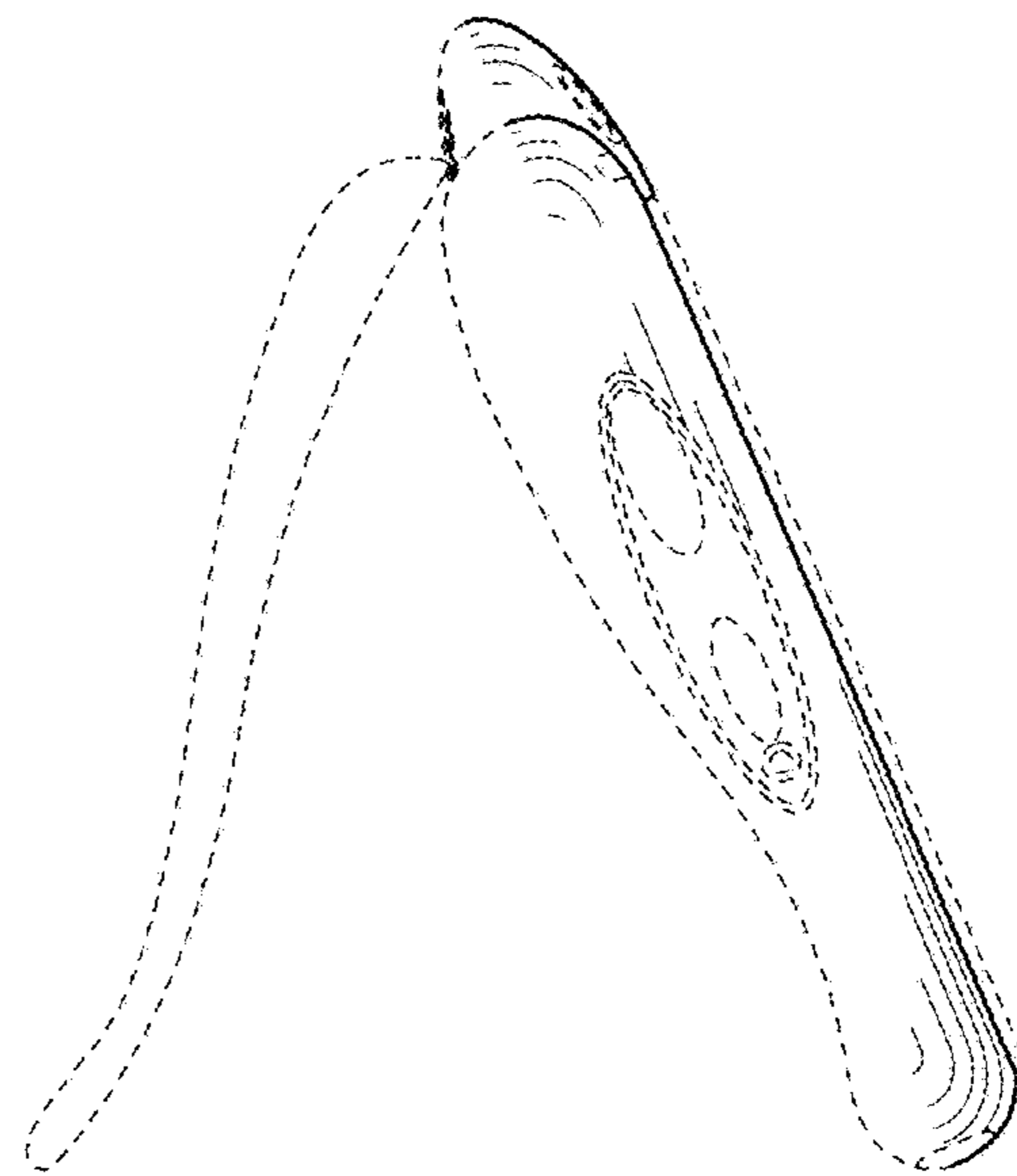


FIG. 6




FIG. 7

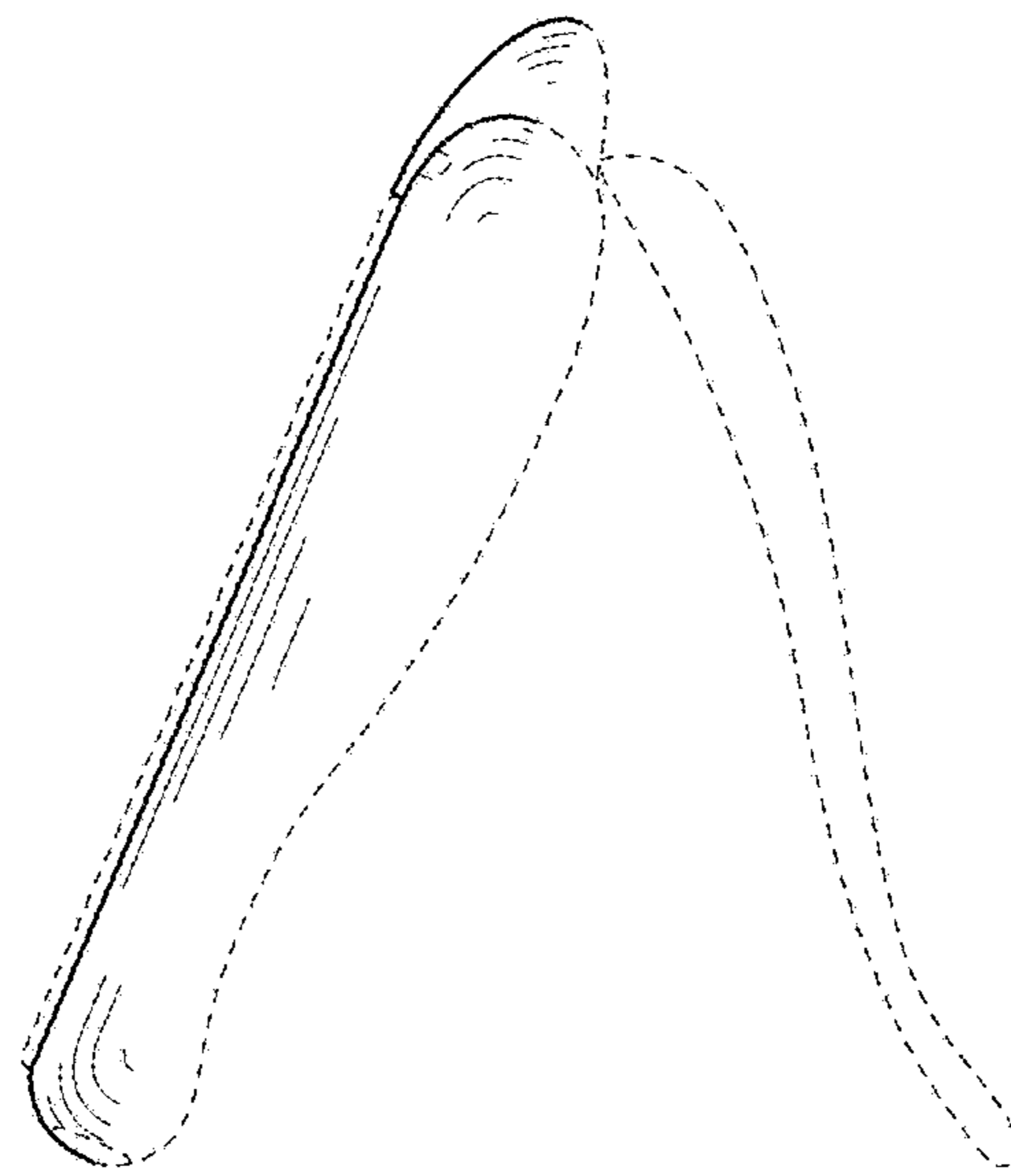


FIG. 8