

US00D830992S

(12) **United States Design Patent**
Hardi

(10) **Patent No.:** **US D830,992 S**
(45) **Date of Patent:** **** Oct. 16, 2018**

(54) **WIRELESS AUDIO HEADPHONES**

(71) Applicant: **Muzik LLC**, Miami Beach, FL (US)

(72) Inventor: **Jason Hardi**, Miami Beach, FL (US)

(73) Assignee: **Muzik Inc.**, Raleigh, NC (US)

(**) Term: **15 Years**

(21) Appl. No.: **29/583,813**

(22) Filed: **Nov. 9, 2016**

(51) **LOC (11) Cl.** **14-01**

(52) **U.S. Cl.**
USPC **D14/205**

(58) **Field of Classification Search**
USPC D14/205, 223; 181/129, 130, 135;
379/430, 431; 381/380, 381, 370, 74,
(Continued)

(56) **References Cited**

U.S. PATENT DOCUMENTS

D287,765 S * 1/1987 Topholm D24/174
6,493,453 B1 * 12/2002 Glendon H04R 23/008
381/322

(Continued)

Primary Examiner — Paula Allen Greene

(74) *Attorney, Agent, or Firm* — Ward and Smith, P.A.

(57) **CLAIM**

The ornamental design for wireless audio headphones, as shown and described.

DESCRIPTION

FIG. 1 is a perspective view of the ornamental design for a first embodiment of wireless audio headphones according to my invention;

FIG. 2 is a front view of the ornamental design for the first embodiment of wireless audio headphones according to my invention;

FIG. 3 is a rear view of the ornamental design for the first embodiment of wireless audio headphones according to my invention;

FIG. 4 is a side view of the ornamental design for the first embodiment of wireless audio headphones according to my invention;

FIG. 5 is an opposing side view of the ornamental design for the first embodiment of wireless audio headphones according to my invention;

FIG. 6 is a top view of the ornamental design for the first embodiment of wireless audio headphones according to my invention;

FIG. 7 is a bottom view of the ornamental design for the first embodiment of wireless audio headphones according to my invention;

FIG. 8 is a perspective view of the ornamental design for the first embodiment of wireless audio headphones according to my invention, wherein the wireless audio headphones are in an alternate, “closed” configuration compared to the “open” configuration shown in FIG. 1;

FIG. 9 is a perspective view of the ornamental design for a second embodiment of wireless audio headphones according to my invention;

FIG. 10 is a front view of the ornamental design for the second embodiment of wireless audio headphones according to my invention;

FIG. 11 is a rear view of the ornamental design for the second embodiment of wireless audio headphones according to my invention;

FIG. 12 is a side view of the ornamental design for the second embodiment of wireless audio headphones according to my invention;

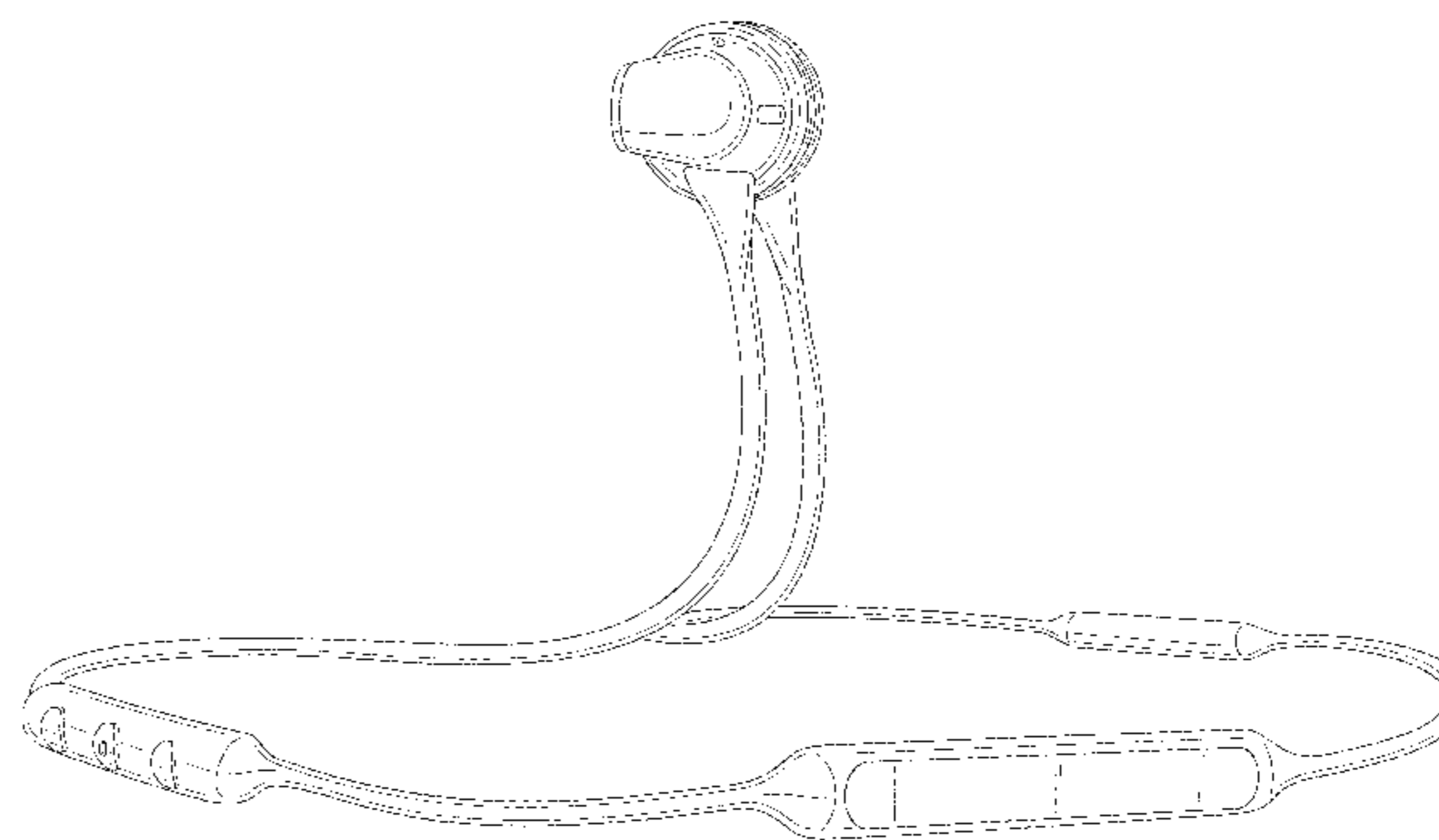
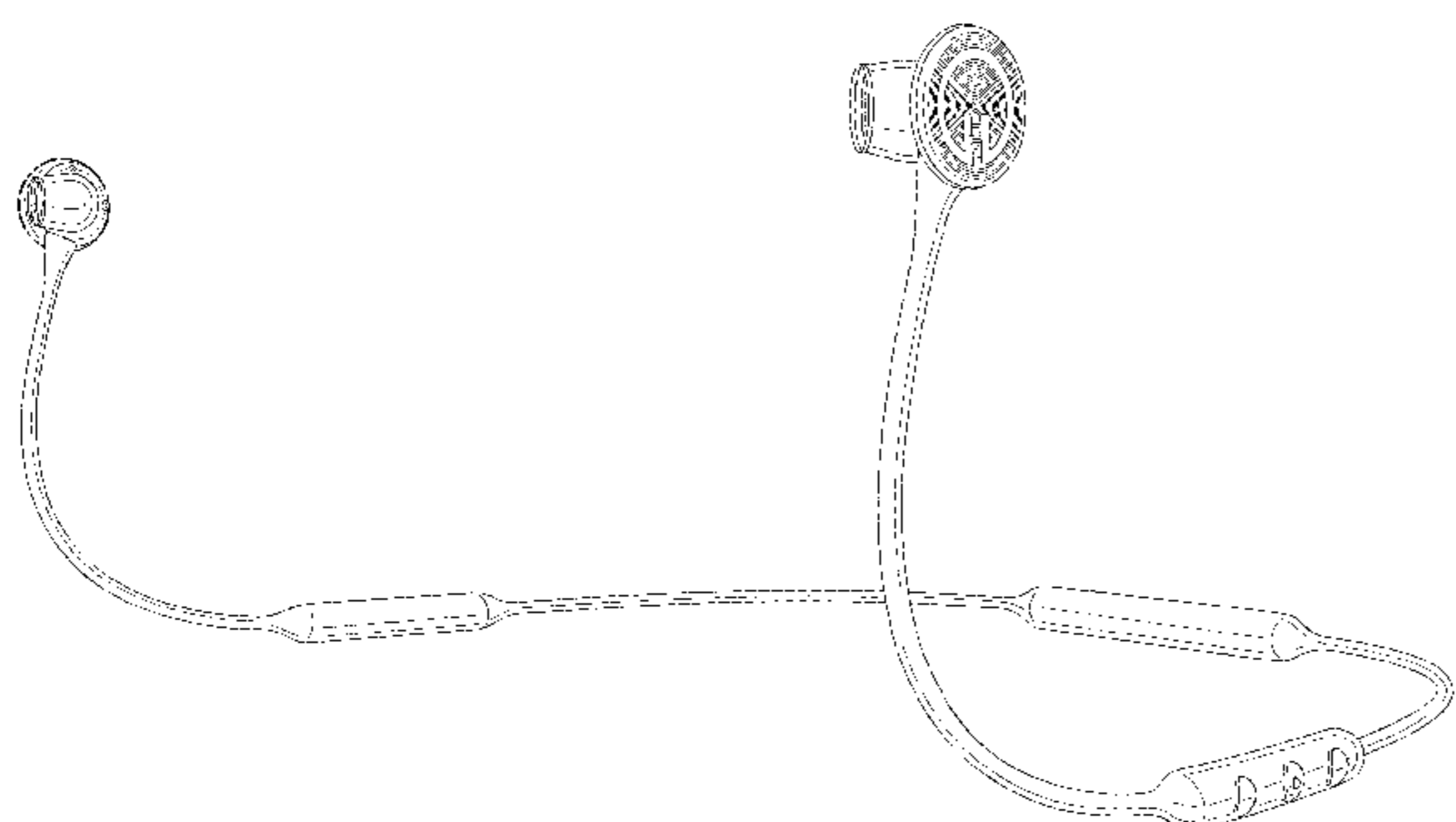
FIG. 13 is an opposing side view of the ornamental design for the second embodiment of wireless audio headphones according to my invention;

FIG. 14 is a top view of the ornamental design for the second embodiment of wireless audio headphones according to my invention;

FIG. 15 is a bottom view of the ornamental design for the second embodiment of wireless audio headphones according to my invention; and,

FIG. 16 is a perspective view of the ornamental design for the second embodiment of wireless audio headphones according to my invention, wherein the wireless audio

(Continued)



headphones are in an alternate, “closed” configuration compared to the “open” configuration shown in FIG. 9; The broken lines are illustrative of environmental structure only and form no part of the claimed design.

1 Claim, 16 Drawing Sheets

(58) **Field of Classification Search**

USPC 381/372, 373, 382, 386; 455/90.3, 575.1, 455/569.1
 CPC H04R 1/10; H04R 25/00; H04R 1/1016; H04R 1/1066; H04R 1/1033; H04R 1/105; H04R 5/033; H04R 5/0335; H04R 1/1091; H04R 1/20; H04R 1/02
 See application file for complete search history.

(56) **References Cited**

U.S. PATENT DOCUMENTS

D531,169 S * 10/2006 Tokioka D14/223
 D539,782 S * 4/2007 Lee D14/188
 D560,654 S * 1/2008 Feng D14/205
 D593,076 S * 5/2009 Kung D14/223
 D598,010 S * 8/2009 Matsuda D14/205

D603,380 S * 11/2009 Hutchieson D14/223
 D626,117 S * 10/2010 Lowry D14/223
 D632,677 S * 2/2011 Brown D14/223
 D642,163 S * 7/2011 Lee D14/223
 D643,414 S * 8/2011 Lee D14/205
 D643,833 S * 8/2011 Lee D14/223
 D652,817 S * 1/2012 Lee D14/205
 D652,822 S * 1/2012 Lee D14/223
 D654,056 S * 2/2012 Hoggarth D14/205
 8,144,915 B2 * 3/2012 Hankey H01H 9/0228
 381/370
 D658,157 S * 4/2012 McManigal D14/205
 D660,290 S * 5/2012 Weedon D14/223
 D666,581 S * 9/2012 Perez D14/223
 D718,273 S * 11/2014 Harata D14/205
 D718,286 S * 11/2014 Yang D14/223
 D718,745 S * 12/2014 Thompson D14/223
 D735,697 S * 8/2015 Petersen D14/223
 D746,792 S * 1/2016 Kim D14/205
 D760,189 S * 6/2016 Loh Jun Kern D14/205
 D767,532 S * 9/2016 Jen D14/205
 D773,437 S * 12/2016 Lee D14/223
 D782,442 S * 3/2017 Chen D14/205
 D795,225 S * 8/2017 Sumii D14/223
 D795,838 S * 8/2017 Li D14/205
 2013/0064412 A1 * 3/2013 Alstad H04R 1/1033
 381/380

* cited by examiner

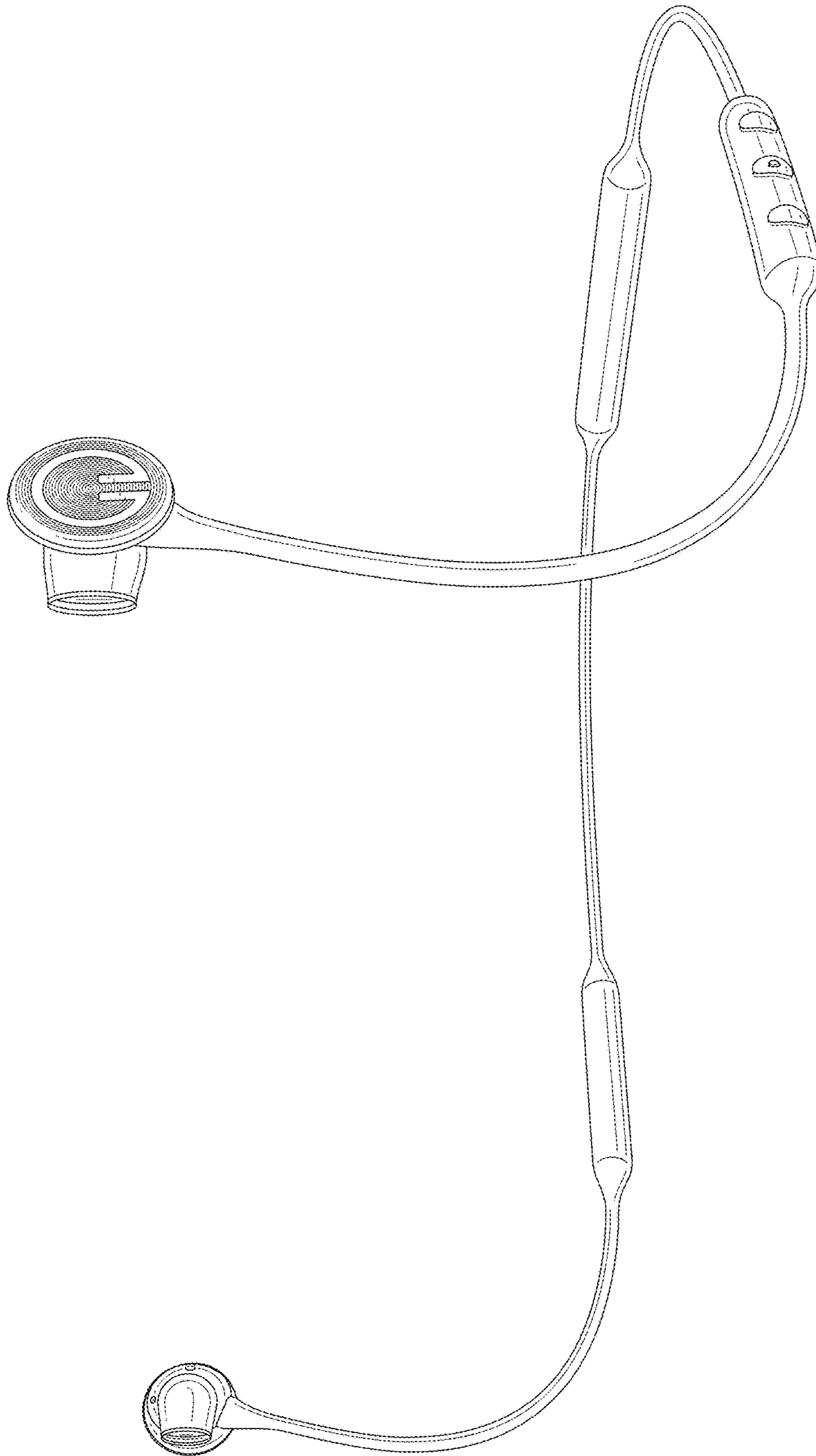


Fig. 1




Fig. 2




Fig. 3

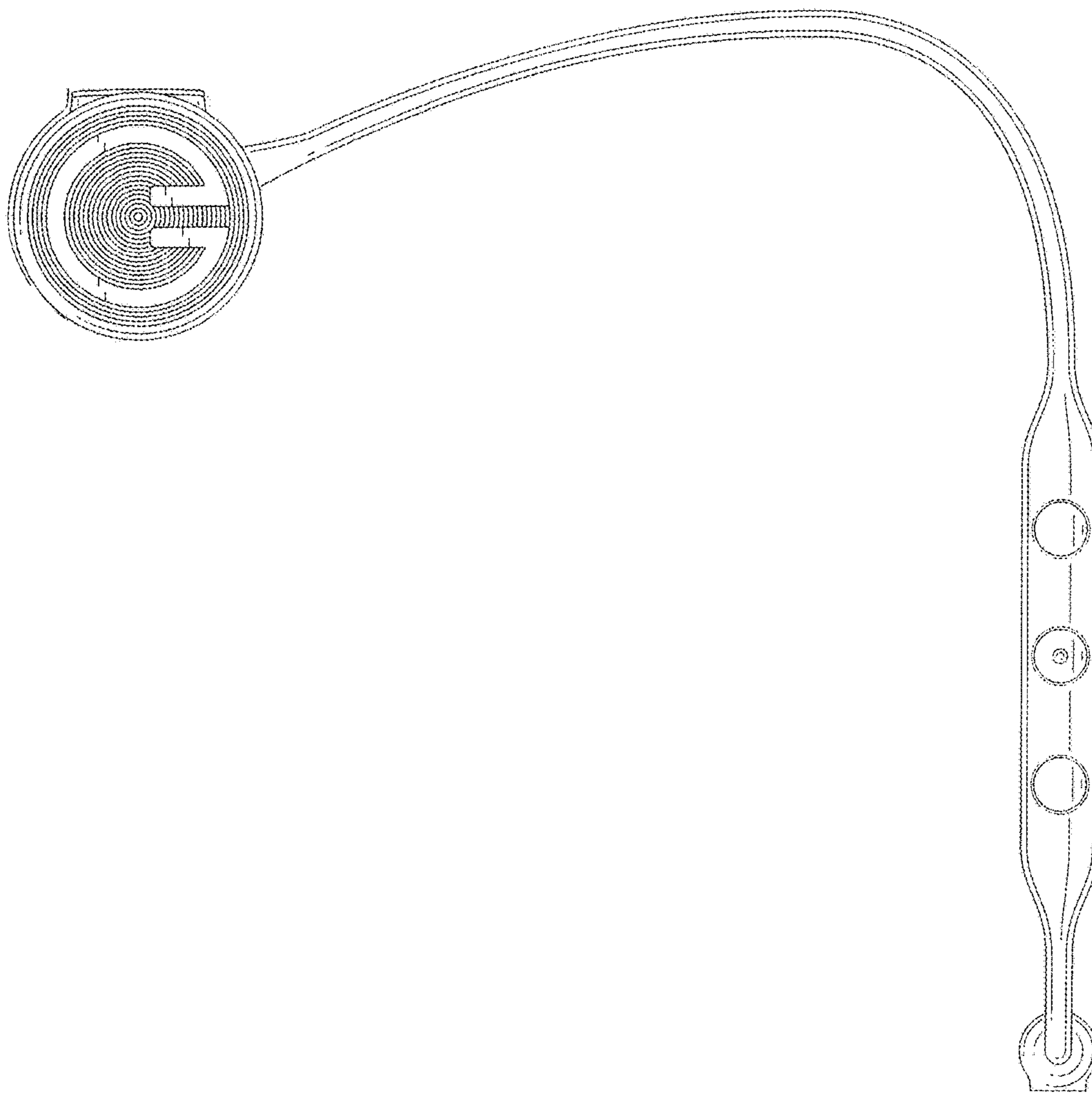


Fig. 4

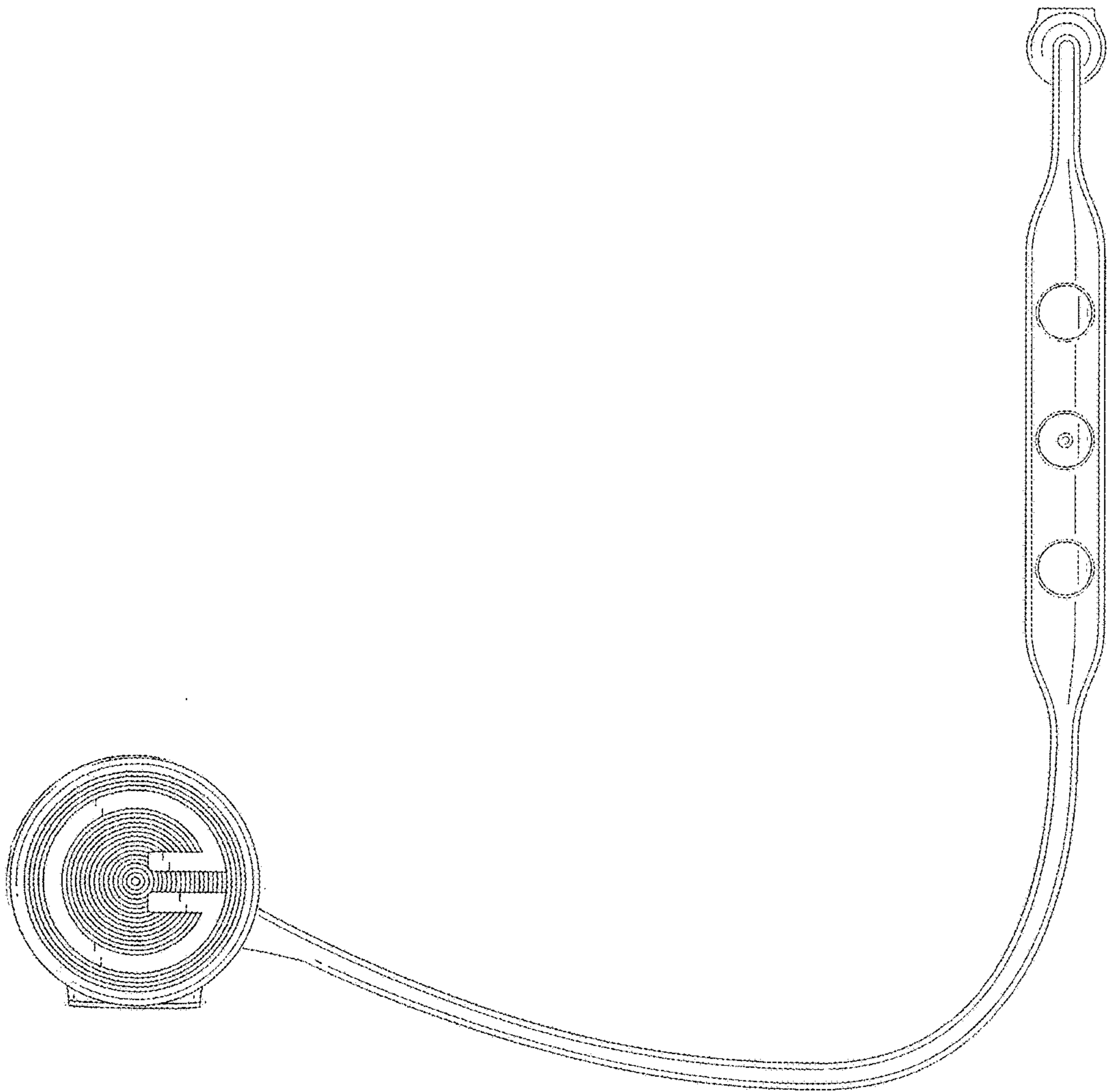


Fig. 5




Fig. 6




Fig. 7

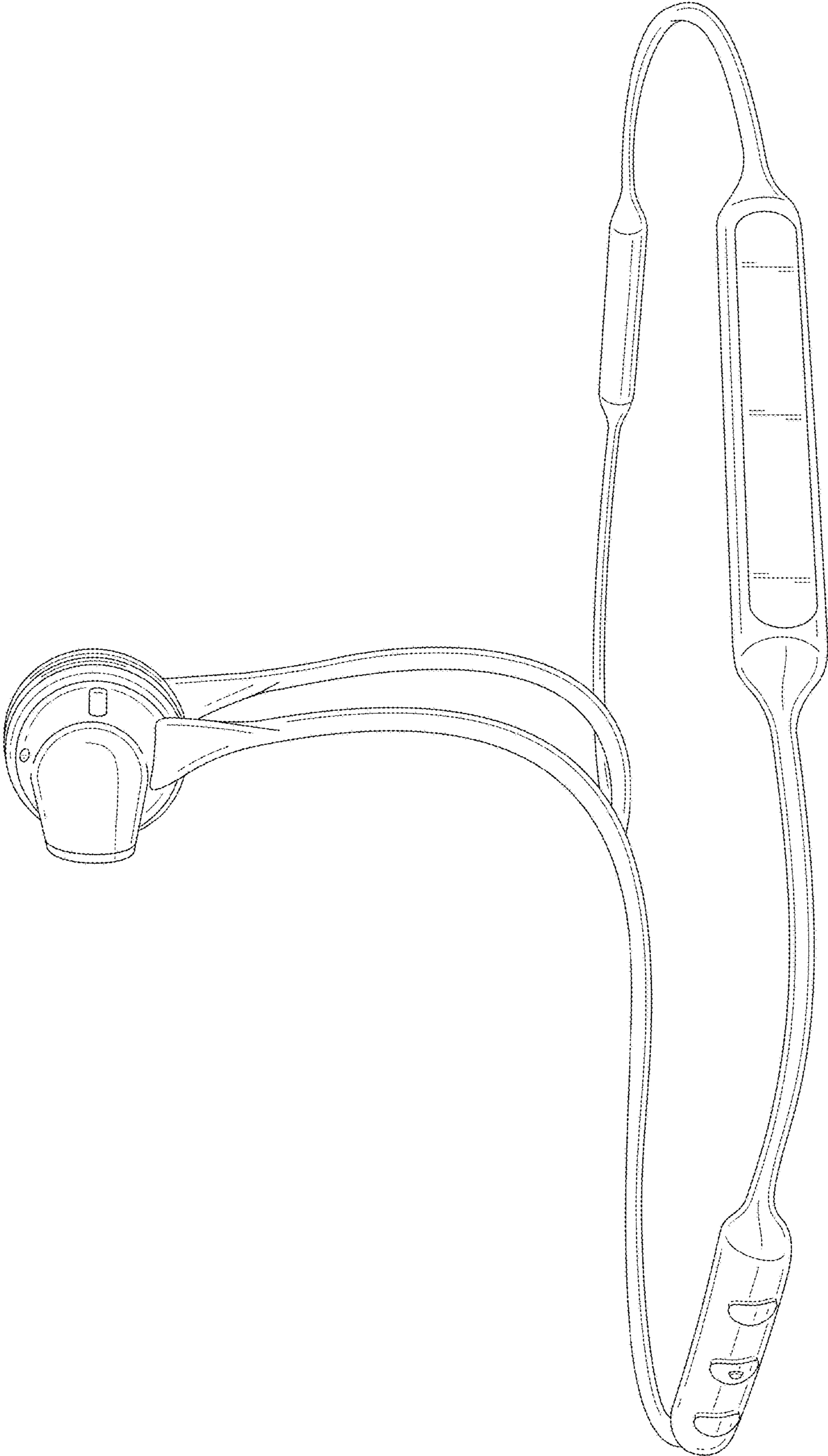


Fig. 8

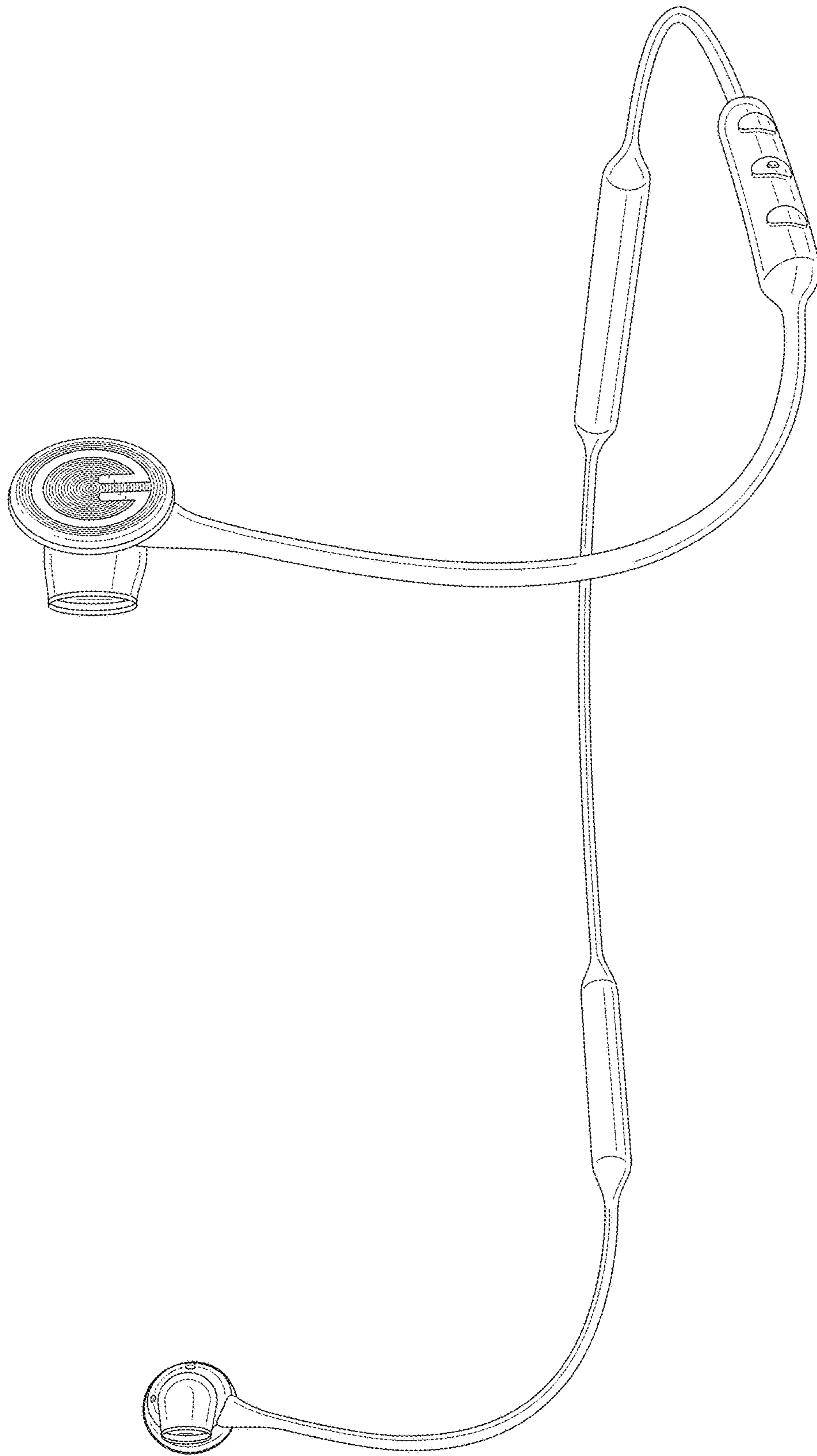


Fig. 9




Fig. 10

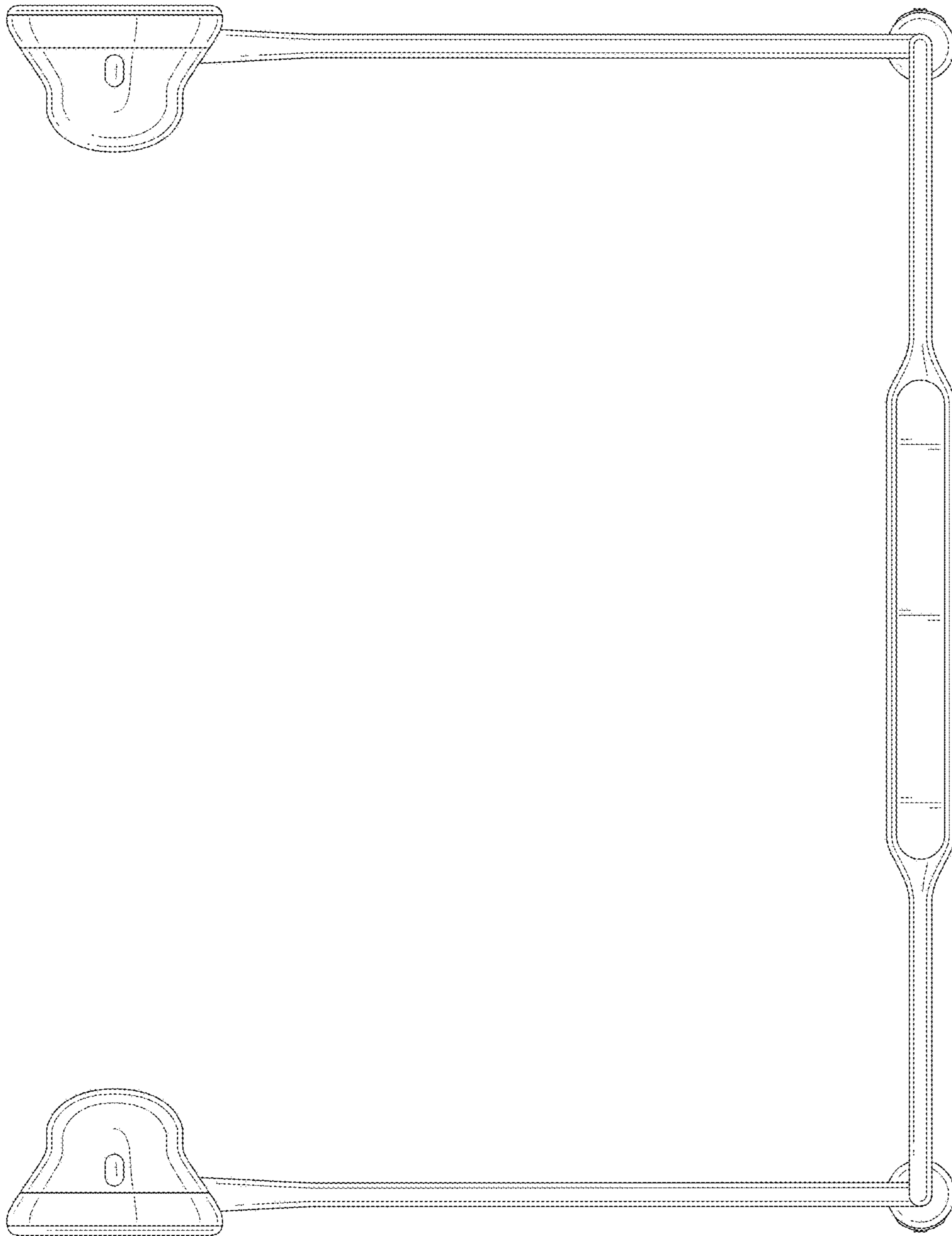


Fig. 11

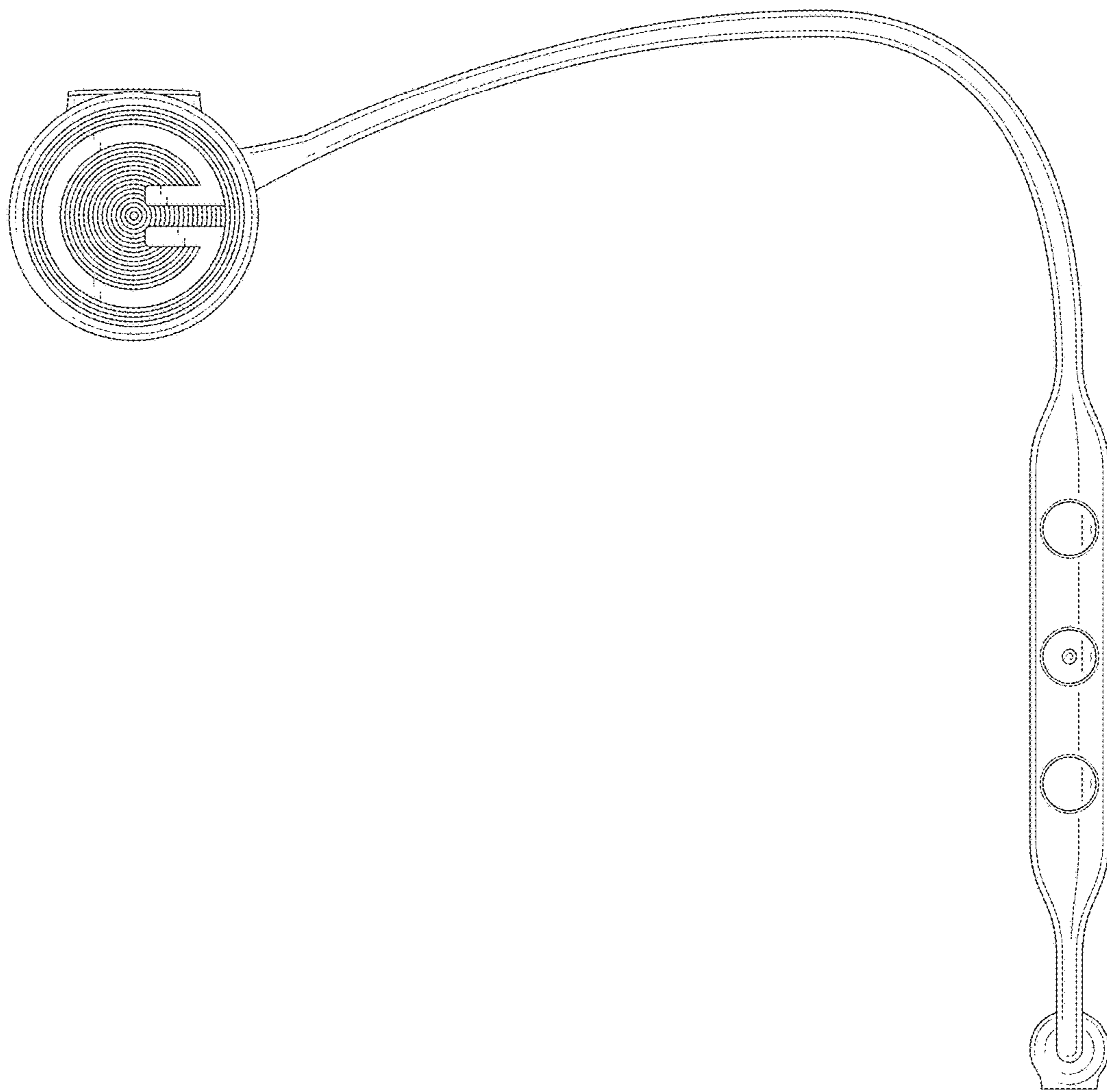


Fig. 12

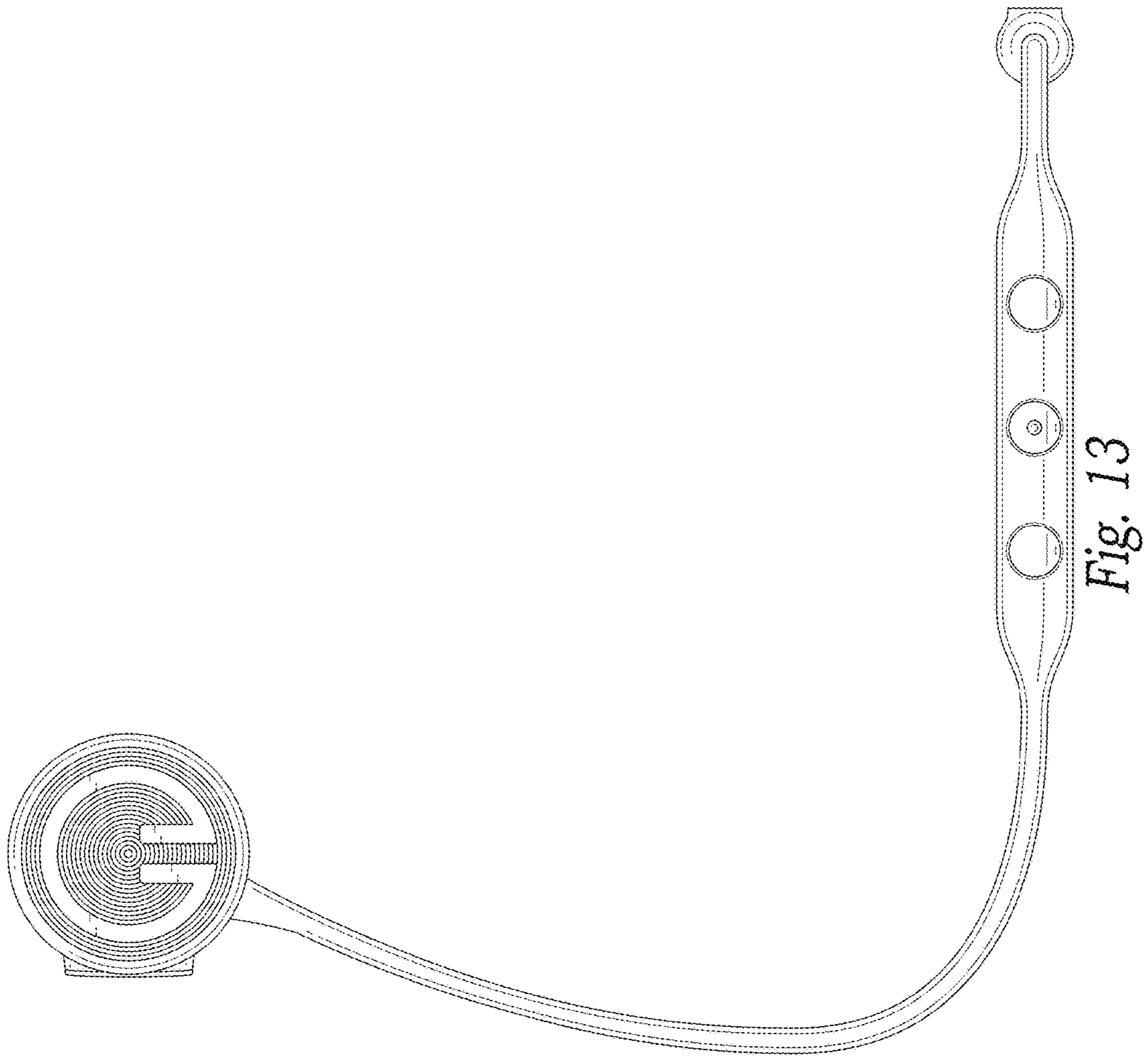


Fig. 13




Fig. 14



Fig. 15

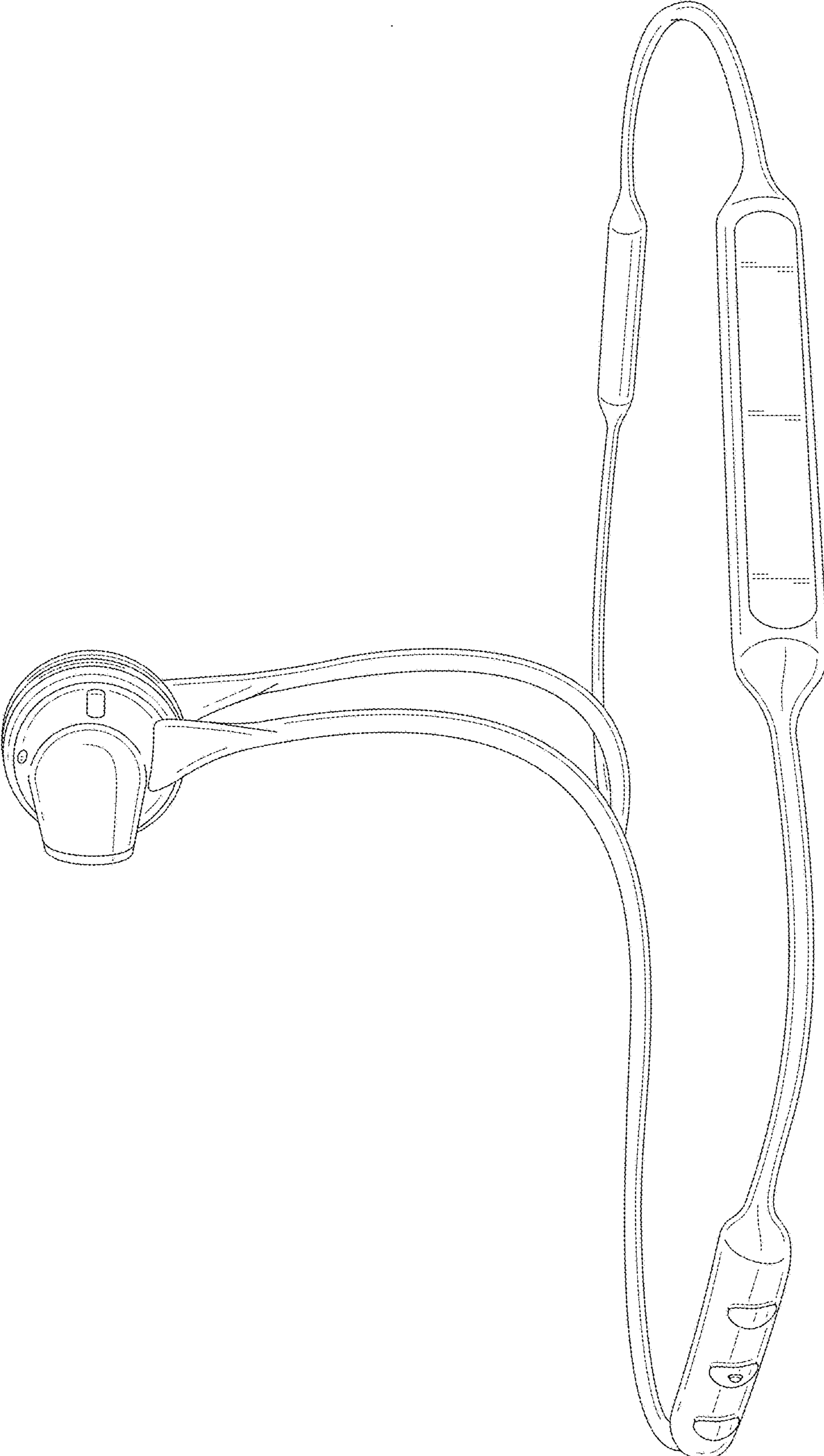


Fig. 16