



US00D830977S

(12) **United States Design Patent**
Liao et al.

(10) **Patent No.:** **US D830,977 S**
(45) **Date of Patent:** **** *Oct. 16, 2018**

- (54) **INTELLIGENT DIMMING PANEL**
- (71) Applicant: **Shenzhen Tomtop Technology Co., Ltd.**, Shenzhen, Guangdong (CN)
- (72) Inventors: **Xin Hui Liao**, Guangdong (CN); **Liu Gui Chen**, Guangdong (CN)
- (73) Assignee: **Shenzhen Tomtop Technology Co., Ltd.**, Shenzhen (CN)
- (*) Notice: This patent is subject to a terminal disclaimer.
- (**) Term: **15 Years**
- (21) Appl. No.: **29/600,968**
- (22) Filed: **Apr. 18, 2017**
- (51) **LOC (11) Cl.** **13-03**
- (52) **U.S. Cl.**
USPC **D13/169**
- (58) **Field of Classification Search**
USPC D13/162, 169, 174
CPC H01H 3/02; H01H 3/04; H01H 3/0213;
H01H 9/02; H01H 9/16; H01H 9/18;
H01H 9/181; H01H 9/182; H01H 13/02;
H01H 13/04; H01H 13/14; H01H 23/02;
H01H 23/04; H01H 23/08; H01H 23/12;
H01H 23/14; H01H 23/145; H01H
23/164; H02G 3/12; H02G 3/14; H05B
37/02; H05B 37/0254; H05B 37/0263;
H05B 37/0272; H05B 33/0815
See application file for complete search history.

- (56) **References Cited**
U.S. PATENT DOCUMENTS
D204,941 S * 5/1966 Ramsing et al. D13/169
4,669,804 A * 6/1987 Munroe H02G 3/18
439/398

- D315,145 S * 3/1991 Pearlman D13/169
- 5,696,350 A * 12/1997 Anker H02G 3/14
174/66
- 5,895,888 A * 4/1999 Arenas H02G 3/14
174/66
- D473,528 S * 4/2003 Wengrower D13/169
- 6,657,144 B2 * 12/2003 Savicki, Jr. H01H 23/04
174/53
- 7,034,236 B2 * 4/2006 Endres H01H 19/635
200/17 R
- D534,875 S * 1/2007 Wu D13/169
- D576,566 S * 9/2008 Wu D13/169
- D576,961 S * 9/2008 Kidman D13/169
- D576,962 S * 9/2008 Kidman D13/169
- D583,335 S * 12/2008 Ni D13/169
- 7,482,534 B2 * 1/2009 Ye H01H 3/0213
174/17 VA
- 7,667,155 B1 * 2/2010 Ni H01H 23/145
200/331
- 7,777,145 B2 * 8/2010 Burrell H05B 37/0263
200/330

(Continued)

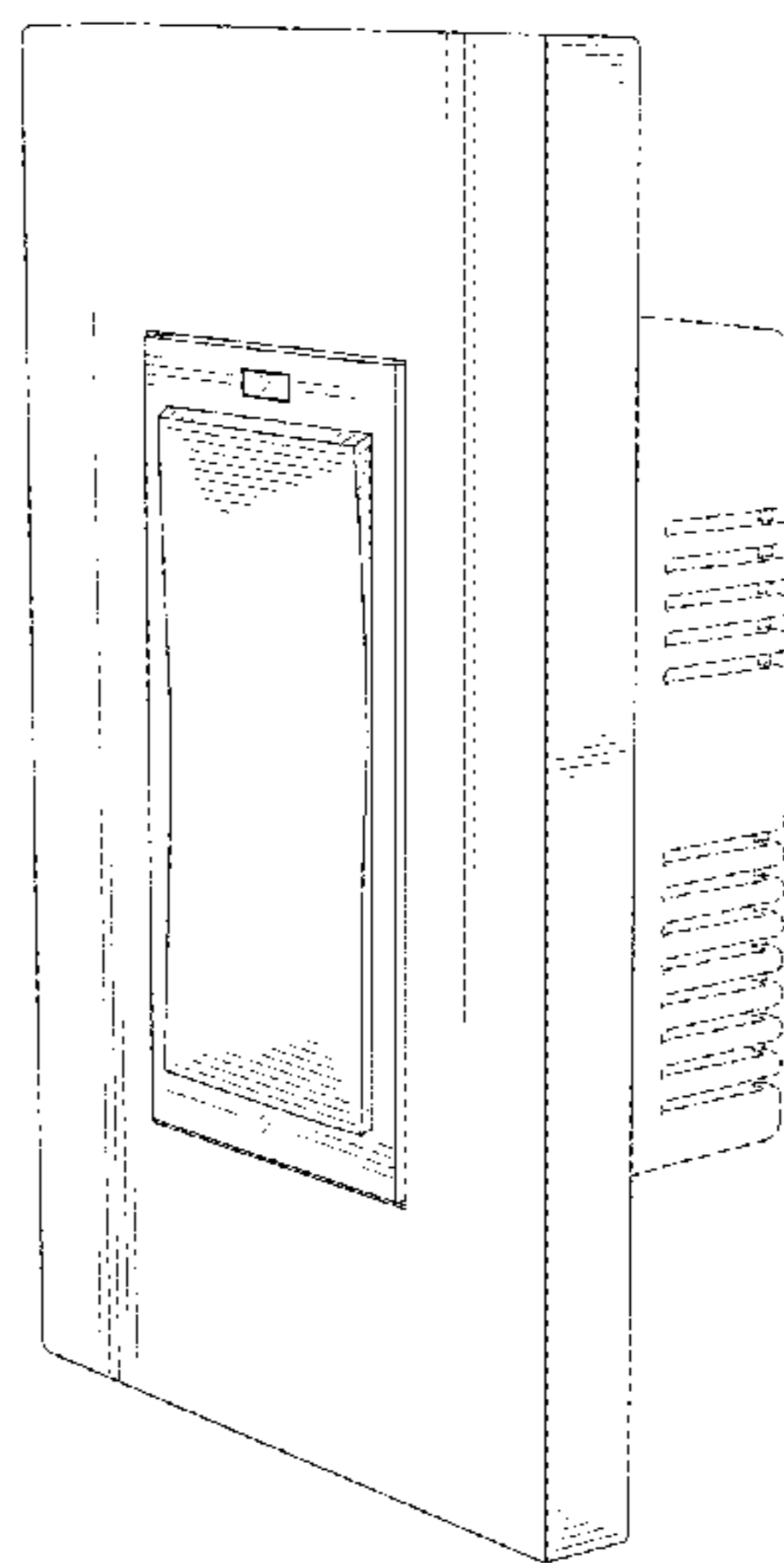
Primary Examiner — Selina Sikder
(74) *Attorney, Agent, or Firm* — Chieh-Mei Wang

(57) **CLAIM**
The ornamental design for an intelligent dimming panel, as shown and described.

DESCRIPTION

FIG. 1 is a perspective view of an intelligent dimming panel, showing our new design;
FIG. 2 is a front view thereof;
FIG. 3 is a rear view thereof;
FIG. 4 is a left side view thereof;
FIG. 5 is a right side view thereof;
FIG. 6 is a bottom view thereof; and,
FIG. 7 is a top view thereof.
The broken line portions are included to show unclaimed subject matter only and form no part of the claimed design.

1 Claim, 7 Drawing Sheets



(56)

References Cited

U.S. PATENT DOCUMENTS

7,960,651 B2 * 6/2011 Alderson H02G 3/14
 174/53
 D649,122 S * 11/2011 Jacoby D13/162
 8,658,893 B1 * 2/2014 Shotey H01H 11/0006
 174/53
 8,853,893 B2 * 10/2014 Savicki, Jr. H05B 33/0815
 200/339
 D740,766 S * 10/2015 Falkenberg D13/169
 D781,247 S * 3/2017 Hoffknecht D13/164
 9,691,573 B2 * 6/2017 Dhote H01H 15/10
 D797,061 S * 9/2017 Lacey D13/169
 2005/0115818 A1 * 6/2005 Kurek H01H 23/025
 200/553
 2006/0201694 A1 * 9/2006 Lindenstrauss H02G 3/125
 174/66
 2008/0017398 A1 * 1/2008 Alderson H02G 3/14
 174/66
 2009/0167098 A1 * 7/2009 Kalatizadeh H03K 17/94
 307/116
 2010/0214756 A1 * 8/2010 Feldstein H01H 9/0271
 361/807
 2012/0068894 A1 * 3/2012 Feldstein H01Q 1/007
 343/702
 2012/0292174 A1 * 11/2012 Mah H01H 3/227
 200/573

* cited by examiner




FIG. 1

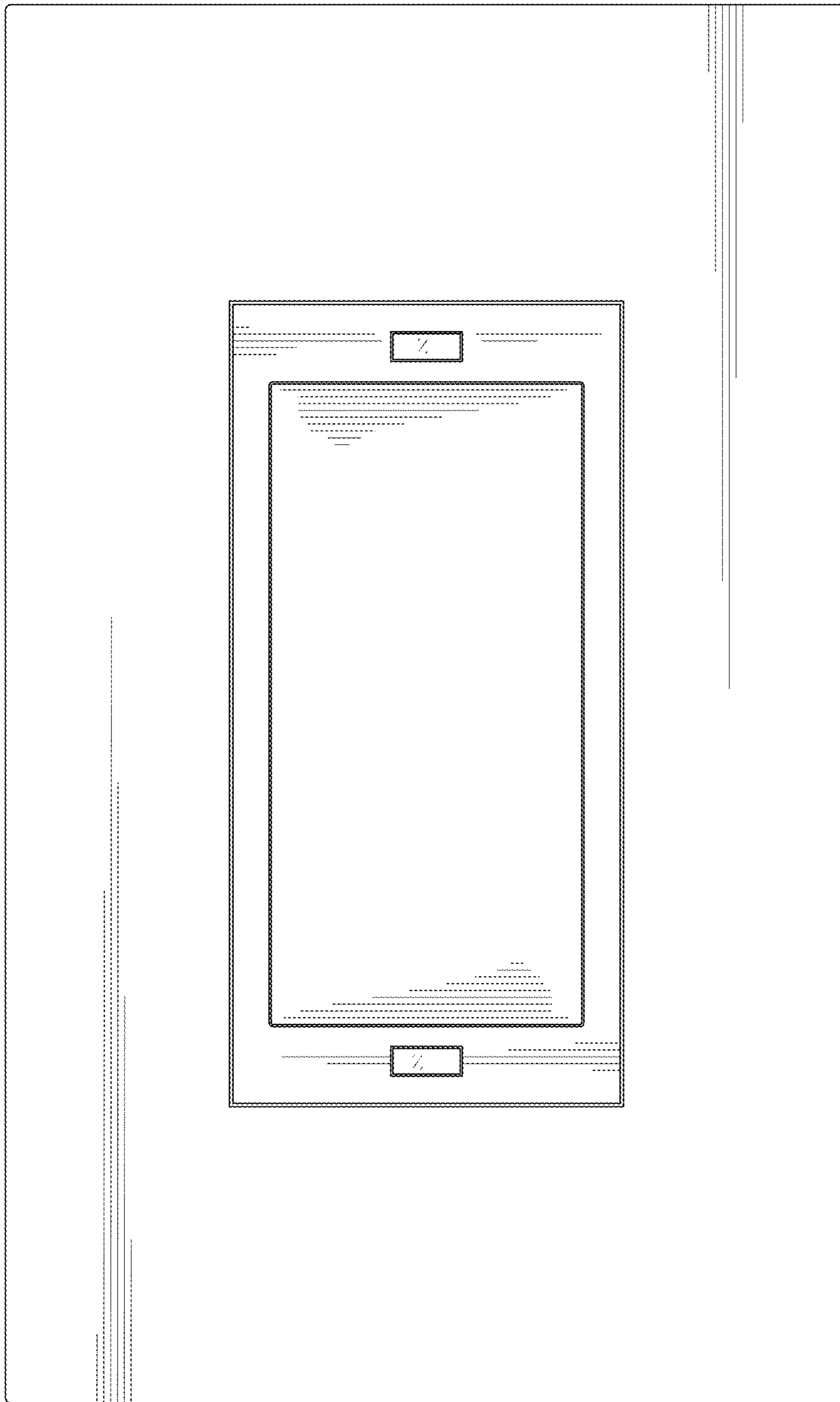


FIG. 2

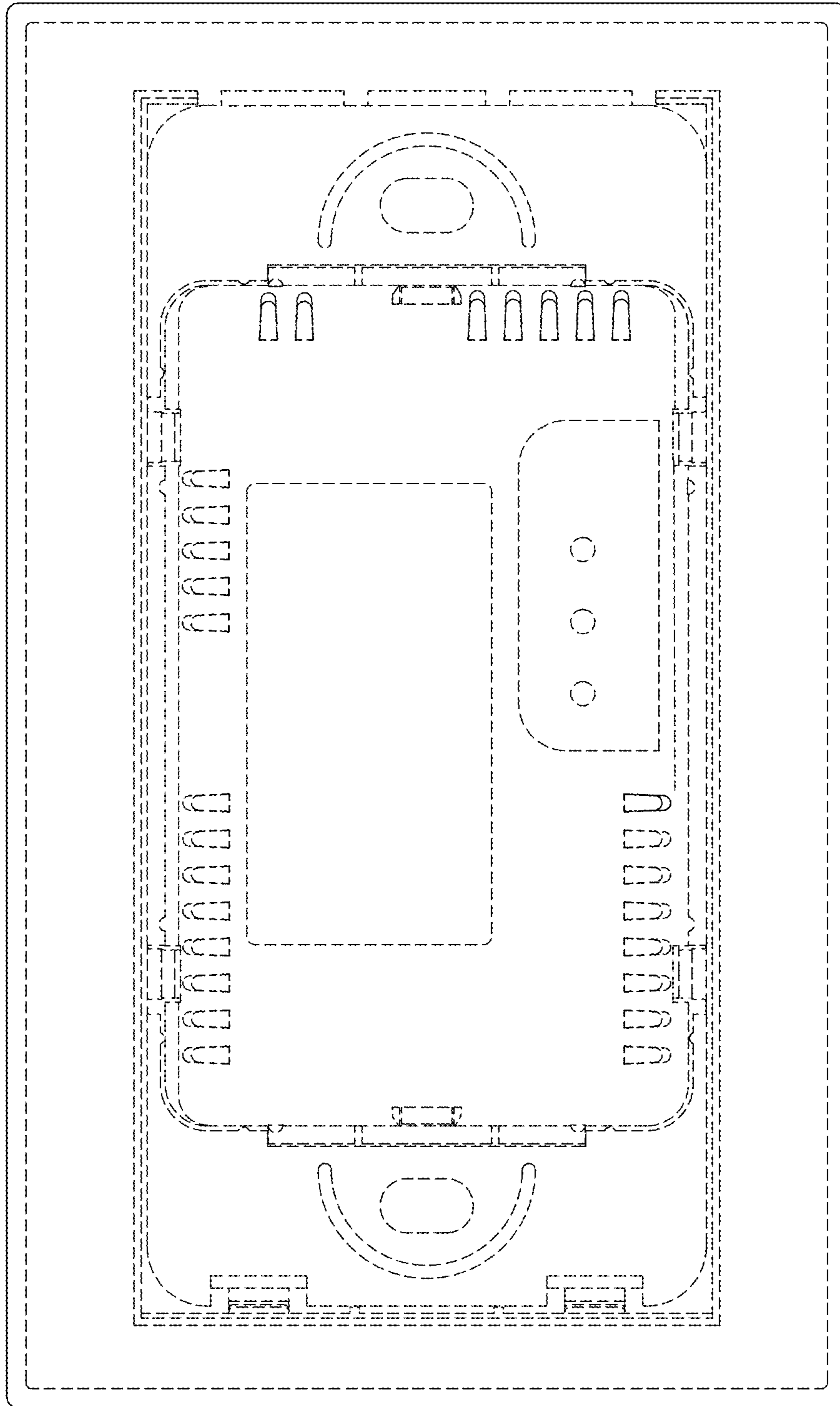


FIG. 3

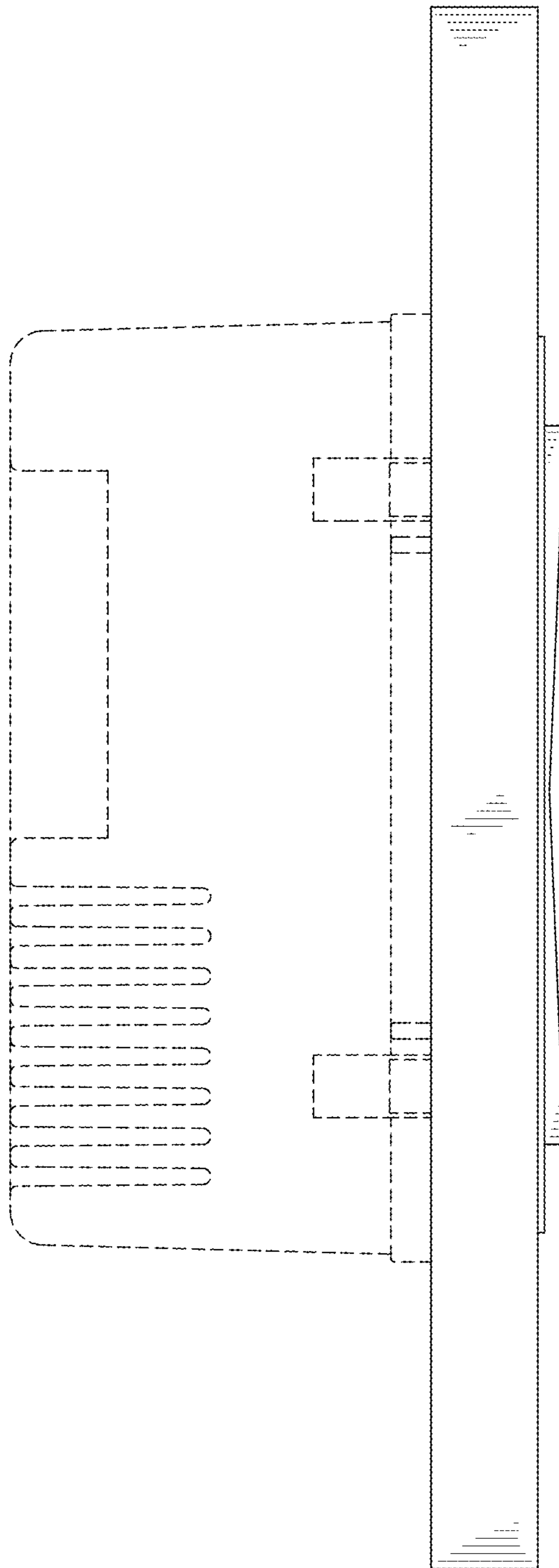


FIG. 4

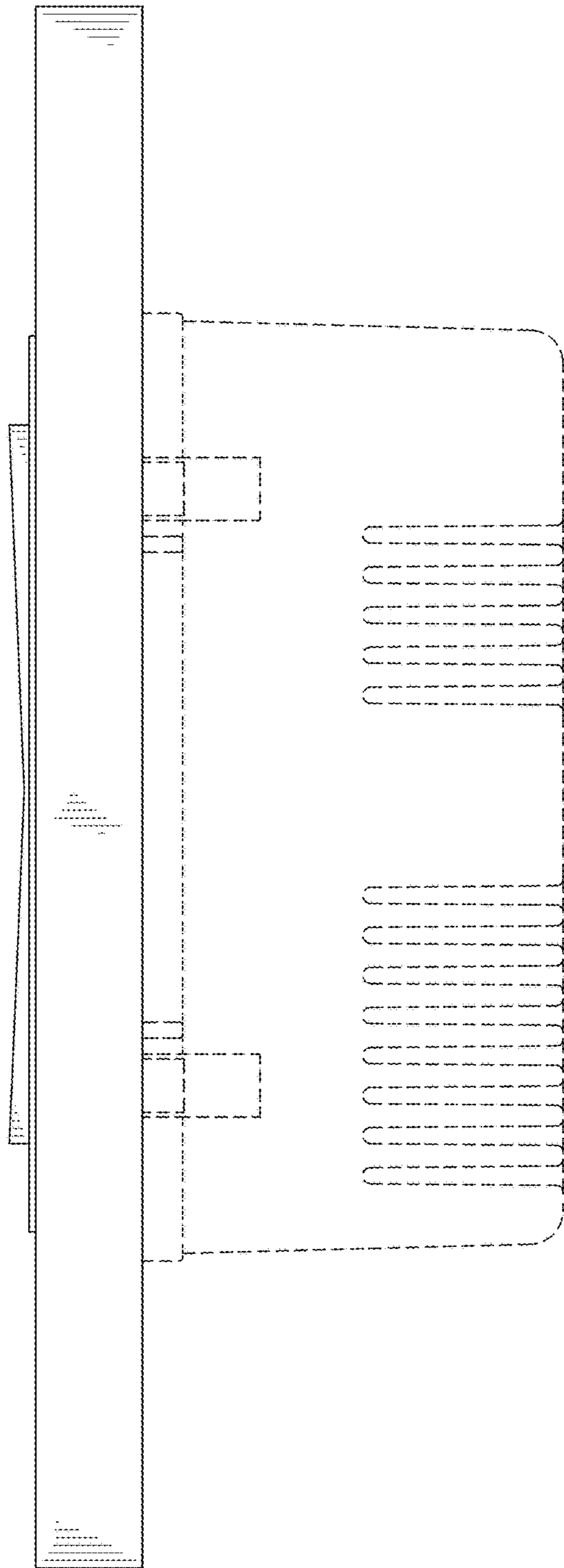


FIG. 5

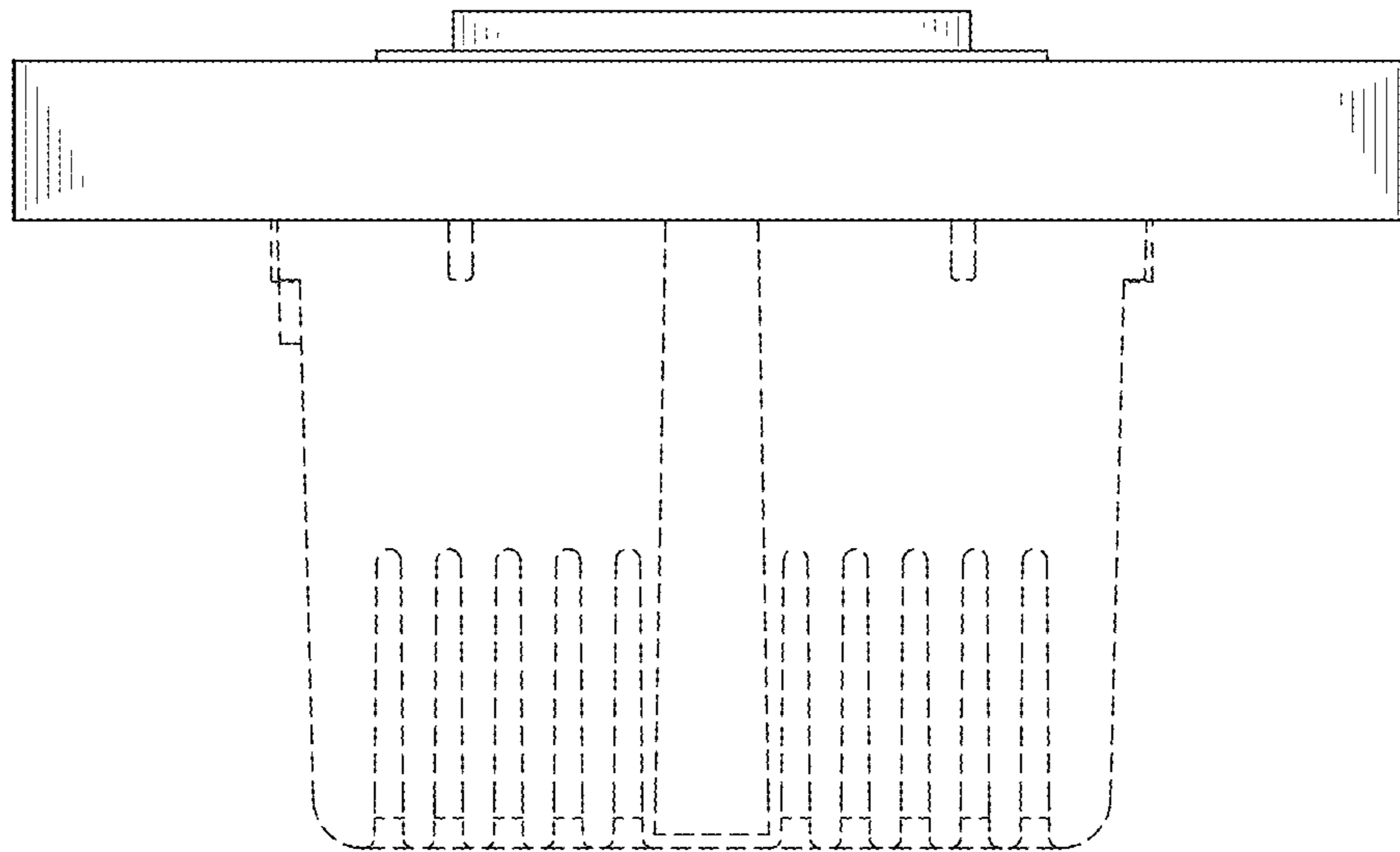


FIG. 6

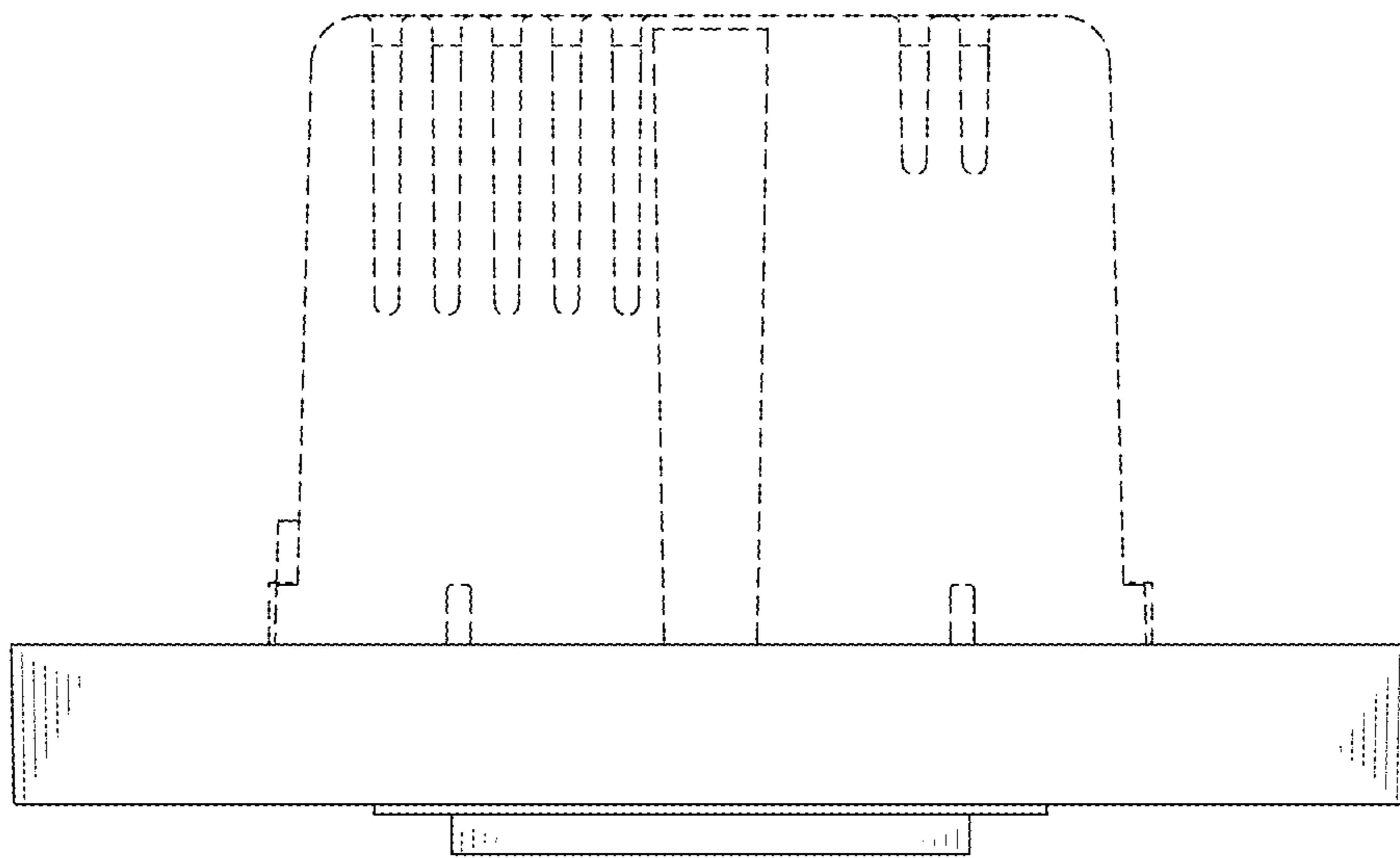


FIG. 7