



US00D830971S

(12) **United States Design Patent** (10) **Patent No.:** **US D830,971 S**
Seong et al. (45) **Date of Patent:** **** Oct. 16, 2018**

(54) **WIRELESS CHARGER**
(71) Applicant: **EMW CO., LTD.**, Incheon (KR)
(72) Inventors: **Won Mo Seong**, Gyeonggi-do (KR); **Il Gyoo Yang**, Seoul (KR)
(73) Assignee: **EMW CO., LTD.**, Incheon (KR)
(**) Term: **15 Years**
(21) Appl. No.: **29/572,987**

D648,270 S * 11/2011 Jiang D13/103
D656,097 S * 3/2012 Nomi D13/108
D719,153 S * 12/2014 Lim D14/356
D727,259 S * 4/2015 Hwang D13/108
D748,630 S * 2/2016 Helwig D14/389
D760,223 S * 6/2016 Peng D14/363
D760,647 S * 7/2016 Chen D13/103
D765,073 S * 8/2016 Niizawa D14/356
D776,050 S * 1/2017 Awad D13/102
D777,724 S * 1/2017 Sterzick D14/348
D780,137 S * 2/2017 Tallqvist D14/125
D782,977 S * 4/2017 Zhang D13/108

(Continued)

(22) Filed: **Aug. 2, 2016**
(30) **Foreign Application Priority Data**
Feb. 4, 2016 (KR) 30-2016-0005623
(51) **LOC (11) Cl.** **13-02**
(52) **U.S. Cl.**
USPC **D13/108**
(58) **Field of Classification Search**
USPC D13/102-110, 118-119, 184, 199;
D14/356, 432
CPC Y02E 60/10; Y02E 60/12; Y02E 60/122;
Y02E 60/124; Y02E 60/50; H01M 2/02;
H01M 2/022; H01M 2/0202; H01M
2/0207; H01M 2/0212; H01M 2/1061;
H01M 2/1022; H01M 2/1055; H01M
2/1066; H01M 2/105; H01M 2/20; H01M
2/202; H01M 2/204; H01M 2/206; H01M
10/44; H01M 10/46; H01M 10/465;
H01M 10/482; H01M 2200/30; H01M
2250/30; H01M 2250/40; H02J 7/00;
H02J 7/0003; H02J 7/0011; H02J 7/0013;
H02J 7/0054; H02J 7/0055; H02J 7/0057;
H02J 2007/0062
See application file for complete search history.

(56) **References Cited**
U.S. PATENT DOCUMENTS
D598,375 S * 8/2009 Nomi D13/108
D636,724 S * 4/2011 Nomi D13/108

OTHER PUBLICATIONS

MacBook USB-C port, review posted on digitaltrends.com on Mar. 13, 2015, retrieved on May 6, 2017, retrieved from the Internet: URL<<https://www.digitaltrends.com/apple/macbook-usb-c-third-party-chargers/>>.*

Primary Examiner — Rosemary K Tarcza
Assistant Examiner — Alison M Ofstun
(74) *Attorney, Agent, or Firm* — The PL Law Group, PLLC

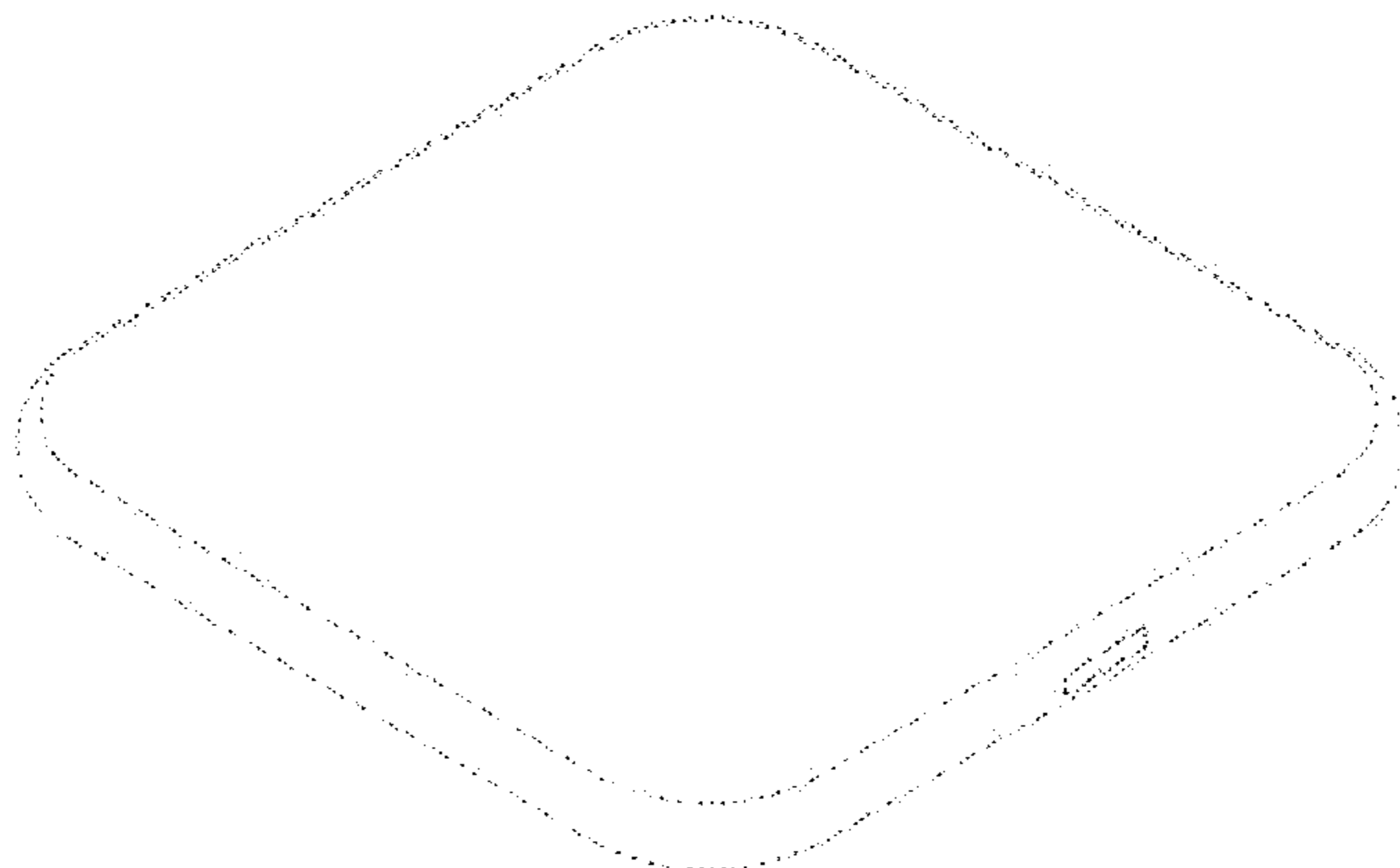
(57) **CLAIM**

The ornamental design for a wireless charger, as shown and described.

DESCRIPTION

FIG. 1 is a perspective view of a wireless charger, showing my new design;
FIG. 2 is another perspective view of thereof;
FIG. 3 is a front view thereof;
FIG. 4 is a rear view thereof;
FIG. 5 is a left side view thereof;
FIG. 6 is a right side view thereof;
FIG. 7 is a top plan view thereof; and,
FIG. 8 is a bottom plan view thereof.
The broken lines present in the drawings are included for the purpose of illustrating portions of the article which form no part of the claimed design.

1 Claim, 5 Drawing Sheets



(56)

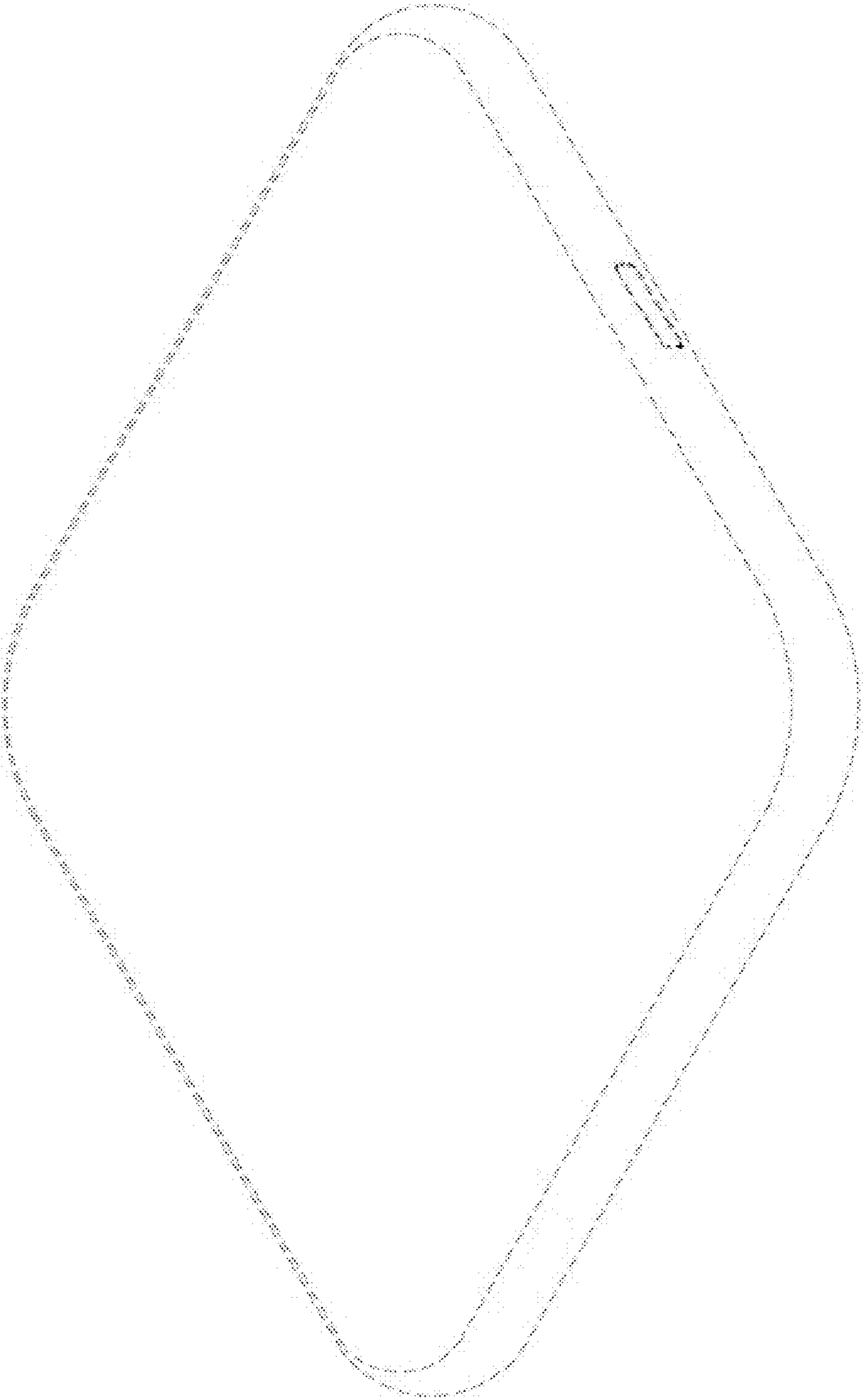
References Cited

U.S. PATENT DOCUMENTS

D784,258 S *	4/2017	Vienna	D13/108
D785,608 S *	5/2017	Weaver	D14/240
2015/0263553 A1 *	9/2015	Fuller	H02J 7/0044 320/114

* cited by examiner

FIG. 1



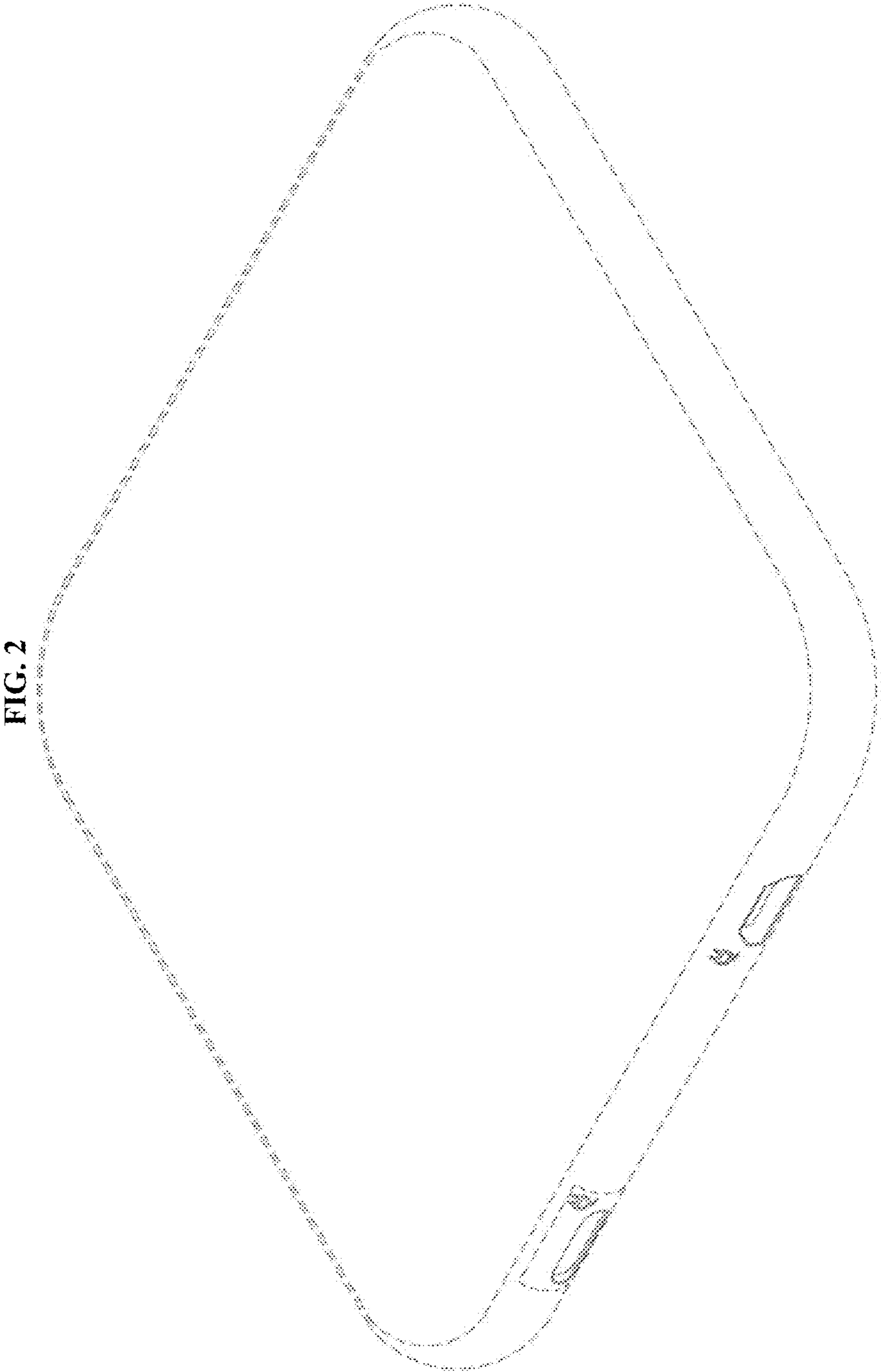


FIG. 2

FIG. 3



FIG. 4




FIG. 5




FIG. 6

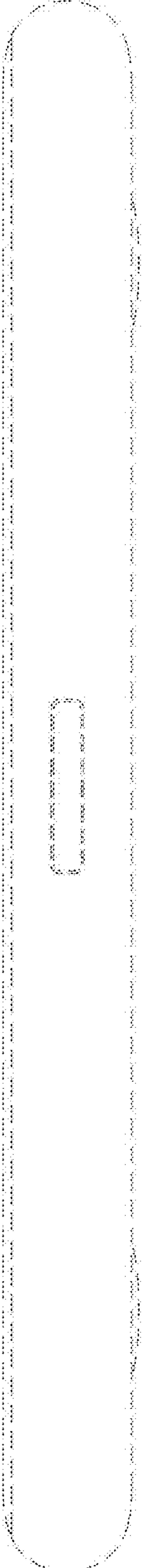


FIG. 7




FIG. 8

