



US00D830962S

(12) **United States Design Patent**  
**Fang et al.**

(10) **Patent No.:** **US D830,962 S**

(45) **Date of Patent:** **\*\* Oct. 16, 2018**

(54) **DOUBLE-SIDE SOLAR CELL**

(71) Applicants: **Guangdong Aiko Solar Energy Technology Co., Ltd.**, Foshan, Guangdong (CN); **ZHEJIANG AIKO SOLAR ENERGY TECHNOLOGY CO., LTD.**, Yiwu, Zhejiang (CN)

(72) Inventors: **Jiebin Fang**, Guangdong (CN); **Kang-Cheng Lin**, Guangdong (CN); **Chun-Wen Lai**, Guangdong (CN); **Ta-Neng Ho**, Guangdong (CN); **Gang Chen**, Guangdong (CN)

(73) Assignees: **GUANGDONG AIKO SOLAR ENERGY TECHNOLOGY CO., LTD.**, Foshan (CN); **ZHEJIANG AIKO SOLAR ENERGY TECHNOLOGY CO., LTD.**, Yiwu (CN)

(\*\*) Term: **15 Years**

(21) Appl. No.: **29/616,717**

(22) Filed: **Sep. 8, 2017**

(30) **Foreign Application Priority Data**

Apr. 14, 2017 (CN) ..... 2017 3 0124675

(51) **LOC (11) Cl.** ..... **13-03**

(52) **U.S. Cl.**  
USPC ..... **D13/102**

(58) **Field of Classification Search**  
USPC ..... D13/102, 103, 104, 105, 106, 107, 108, D13/109, 118, 119, 120, 184, 199

CPC ..... H01L 31/00; H01L 31/02; H01L 31/042; H01L 31/045; H01L 31/046; H01L 31/048; H01L 31/05; H01L 31/052; H01L 31/0525; H02S 30/00; H02S 20/10; H02S 20/23; H02S 20/30; H02S 40/34; H02S 40/44; F24J 2/52; F03G 6/00  
See application file for complete search history.

(56) **References Cited**

U.S. PATENT DOCUMENTS

D644,987 S *	9/2011	Casler	.....	D13/102
D670,239 S *	11/2012	Kannou	.....	D13/102
D741,793 S *	10/2015	Lim	.....	H01L 31/022433 D13/102
D762,163 S *	7/2016	Parilla	.....	D13/102
D810,675 S *	2/2018	Detrick	.....	D13/102
D815,028 S *	4/2018	Detrick	.....	D13/102
D815,031 S *	4/2018	Yang	.....	D13/102
D817,264 S *	5/2018	Detrick	.....	D13/102

\* cited by examiner

*Primary Examiner* — Daniel Bui

(57) **CLAIM**

The ornamental design for a double-side solar cell, as shown and described.

**DESCRIPTION**

FIG. 1 is a front elevational view of a double-side solar cell showing our new design;


FIG. 2 is a rear elevational view thereof;

FIG. 3 is an enlarged view of portion 3 in FIG. 1; and,

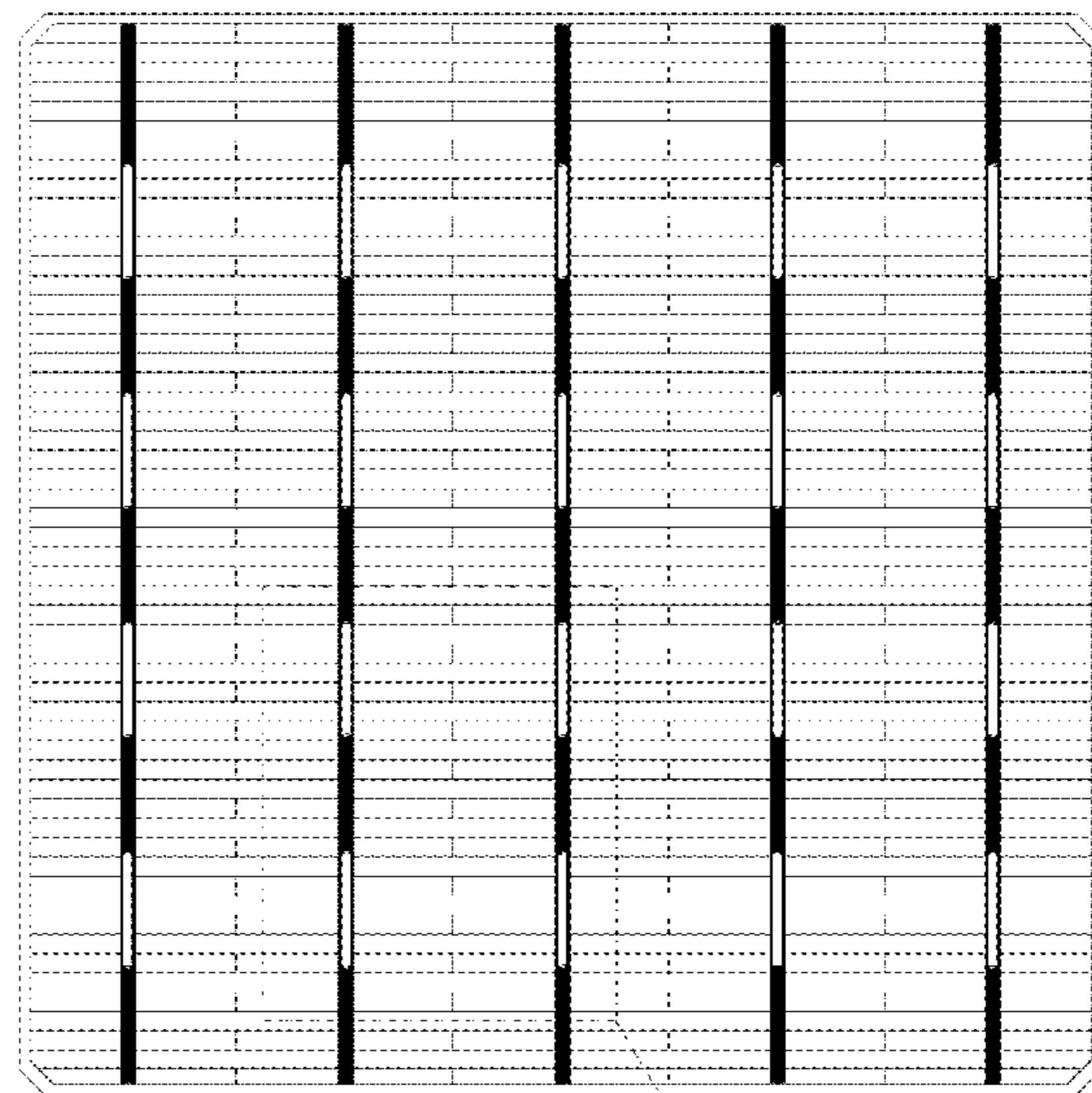
FIG. 4 is an enlarged view of portion 4 in FIG. 2.

There is no substantial thickness of the claimed design and all elements of the claimed design are flat and coplanar.


**1 Claim, 2 Drawing Sheets**



3




4



3

FIG. 1



4

FIG. 2




FIG. 3

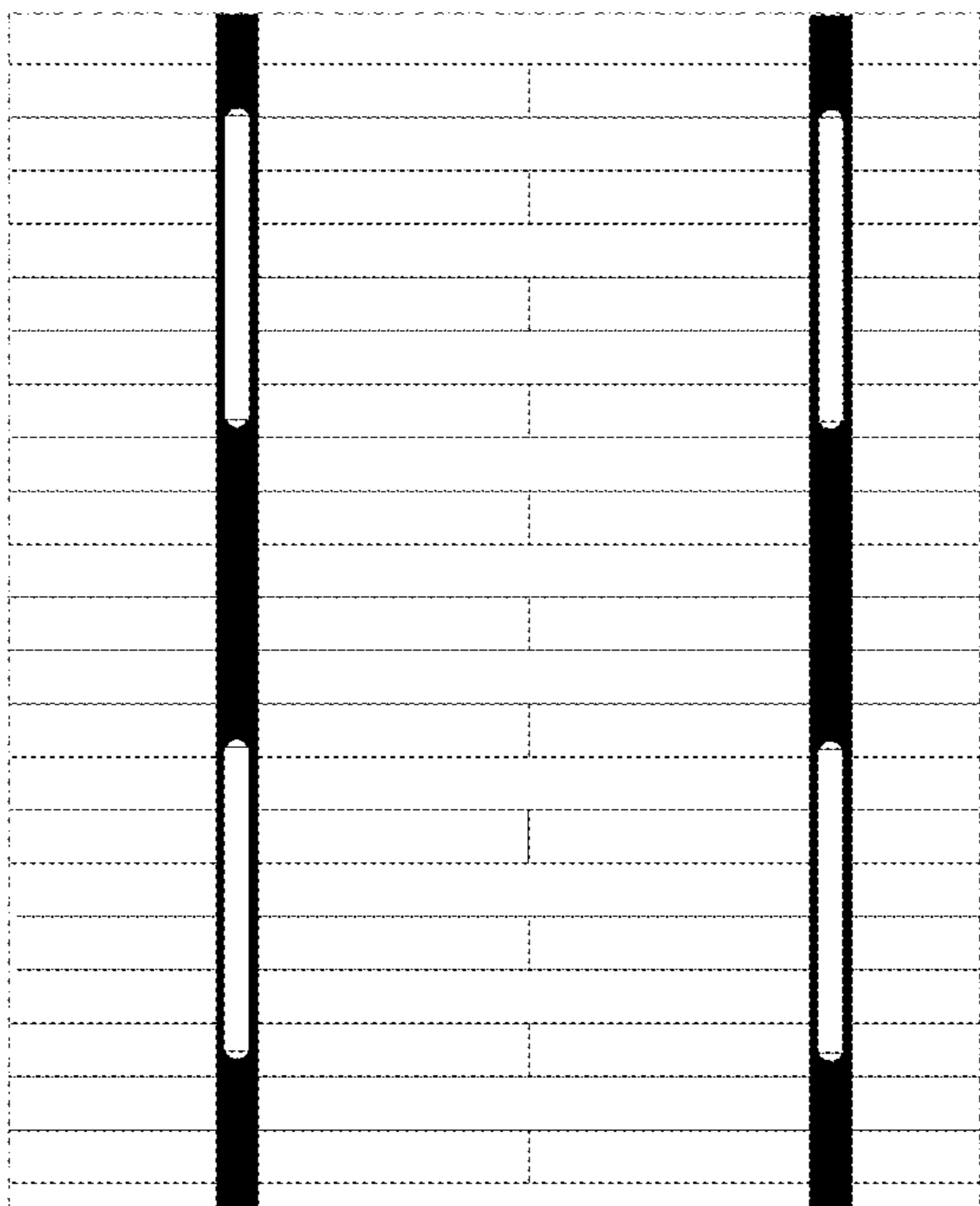


FIG. 4