



US00D830959S

(12) **United States Design Patent** (10) **Patent No.:** **US D830,959 S**
Fontaine et al. (45) **Date of Patent:** **** Oct. 16, 2018**

- (54) **TIRE**
- (71) Applicant: **The Goodyear Tire & Rubber Company, Akron, OH (US)**
- (72) Inventors: **Sebastien Willy Fontaine, Vichten (LU); Armand Rene Gabriel Leconte, Bigonville (LU); Jean-Claude Kreutz, Boxhorn (LU)**
- (73) Assignee: **The Goodyear Tire & Rubber Company, Akron, OH (US)**
- (**) Term: **15 Years**
- (21) Appl. No.: **29/596,087**
- (22) Filed: **Mar. 6, 2017**
- (51) **LOC (11) Cl.** **12-15**
- (52) **U.S. Cl.**
USPC **D12/574**
- (58) **Field of Classification Search**
USPC D12/502, 539, 540, 541, 542, 543, 575, 576, 577, 578, 574
CPC B60C 11/0304
See application file for complete search history.

(56) **References Cited**

U.S. PATENT DOCUMENTS

D45,766 S *	5/1914	Neary	152/209.22
D48,029 S *	10/1915	Harris	D12/576
D51,499 S *	11/1917	Klopfenstein	D12/575
D57,071 S *	2/1921	Atkinson	152/902
D63,251 S	4/1921	Broadwell		
1,377,283 A *	5/1921	Schenuit	B60C 11/032 152/209.17
D60,609 S *	3/1922	Dougherty	D12/574
D60,748 S *	4/1922	Clark	D12/578
D63,645 S *	12/1923	Hoffstaedter	D12/574
D69,495 S *	2/1926	Cooley	D12/578

D75,311 S *	5/1928	Werner	D12/575
D161,155 S	12/1950	Benorden		
D204,535 S *	4/1966	Anslow	D12/574
D214,412 S *	6/1969	Hammond	D12/574
D237,479 S *	11/1975	Fetty et al.	D12/574
4,279,283 A *	7/1981	Hitzky	B60C 11/11 152/209.1

(Continued)

Primary Examiner — Robert M. Spear

(74) *Attorney, Agent, or Firm* — Robert N. Lipsik

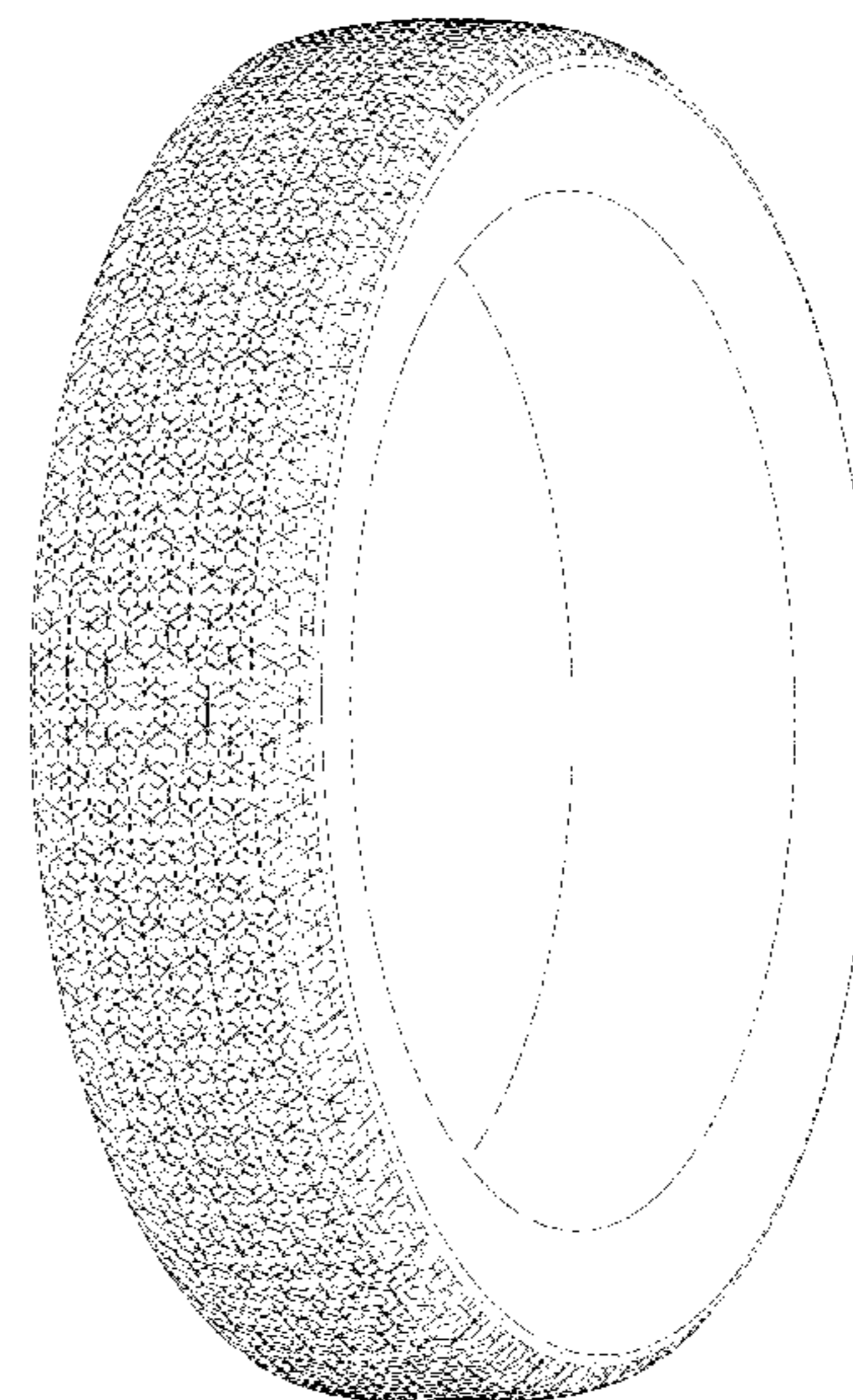
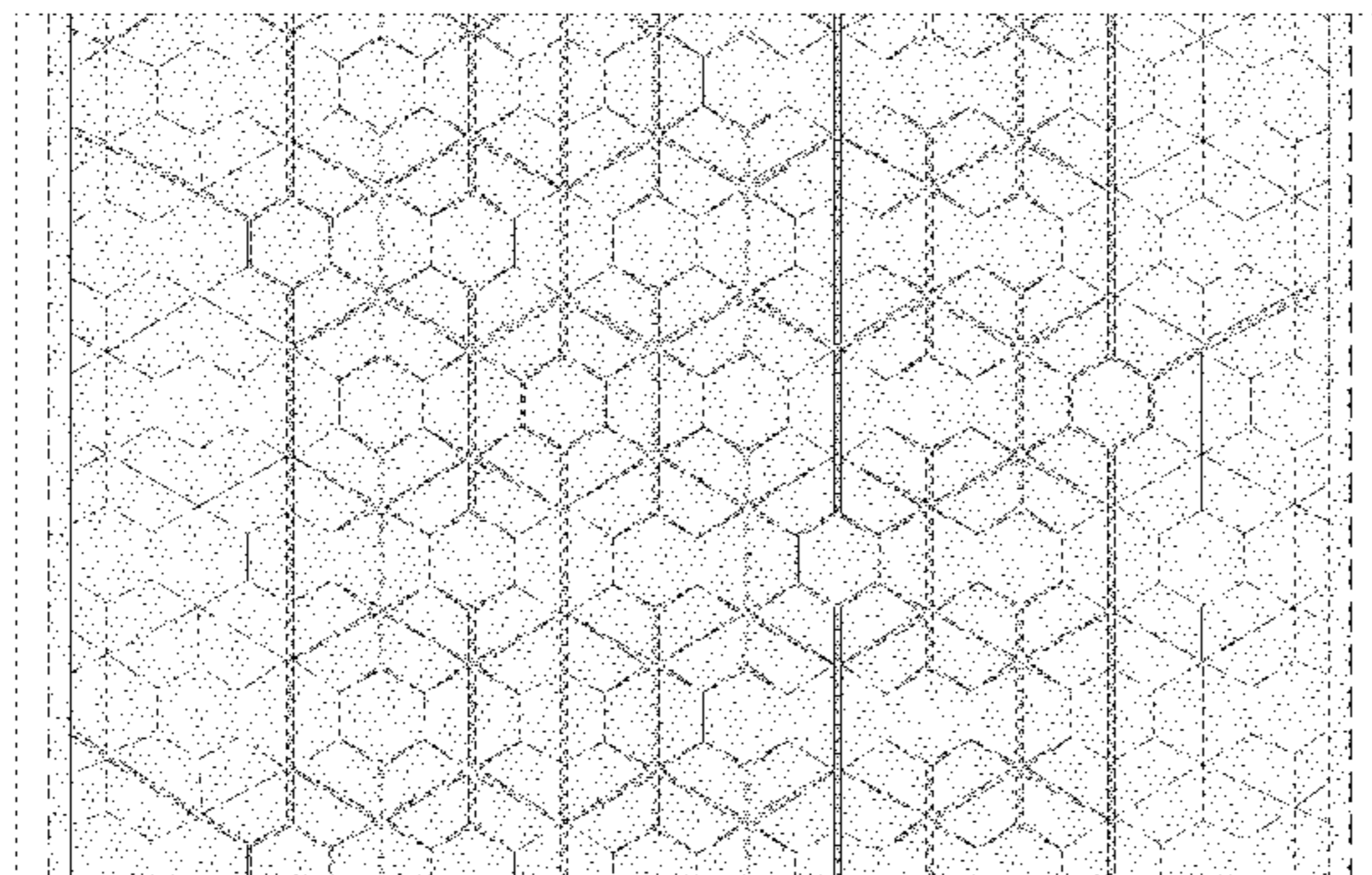
(57) **CLAIM**

The ornamental Design for a tire, as shown and described.

DESCRIPTION

FIG. 1 is a perspective view of a tire showing our new design, it being understood that the pattern repeats uniformly throughout the circumference of the tread;
 FIG. 2 is a front elevational view thereof;
 FIG. 3 is a right side elevational view thereof; the left side elevational view being identical thereto;
 FIG. 4 is an enlarged fragmentary front elevational view thereof;
 FIG. 5 is a perspective view of a second embodiment of a tire showing our new design, it being understood that the interior of the tire forms no part of the claim, that the pattern repeats uniformly throughout the circumference of the tread and that the opposite side view is identical thereto; and,
 FIG. 6 is a front elevational view of a second embodiment, it being understood that an enlarged fragmentary view thereof would be substantially identical to that shown in FIG. 4, with the exception of the inclusion of the sidewall in solid lines.
 In the drawings, the broken lines immediately adjacent to the outer edges of the tire shoulder represent boundaries of the claim, and the broken lines depict environmental subject matter only and form no part of the claimed design.

1 Claim, 6 Drawing Sheets



(56)

References Cited

U.S. PATENT DOCUMENTS

4,312,395	A *	1/1982	Baus	B60C 11/11 152/209.17
4,667,718	A	5/1987	Fontaine	152/209 R
4,723,585	A *	2/1988	Mechtel	B60C 11/11 152/209.16
D301,997	S	7/1989	Noda	D12/139
D338,857	S	8/1993	Maxwell et al.	D12/139
D388,028	S	12/1997	Ratliff, Jr.	D12/136
D451,449	S	12/2001	Maxwell	D12/147
D496,324	S	9/2004	Graas et al.	D12/541
D529,862	S *	10/2006	Miller	D12/574
D538,738	S *	3/2007	Miller	D12/574
D550,147	S *	9/2007	Radulescu	D12/545
D584,216	S *	1/2009	Patterson	D12/539
D620,429	S *	7/2010	Yamaguchi	D12/574
D669,844	S *	10/2012	Ono	D12/600
D675,976	S *	2/2013	Kellogg	D12/578
2016/0257174	A1 *	9/2016	Fontaine	B60C 23/0411

* cited by examiner

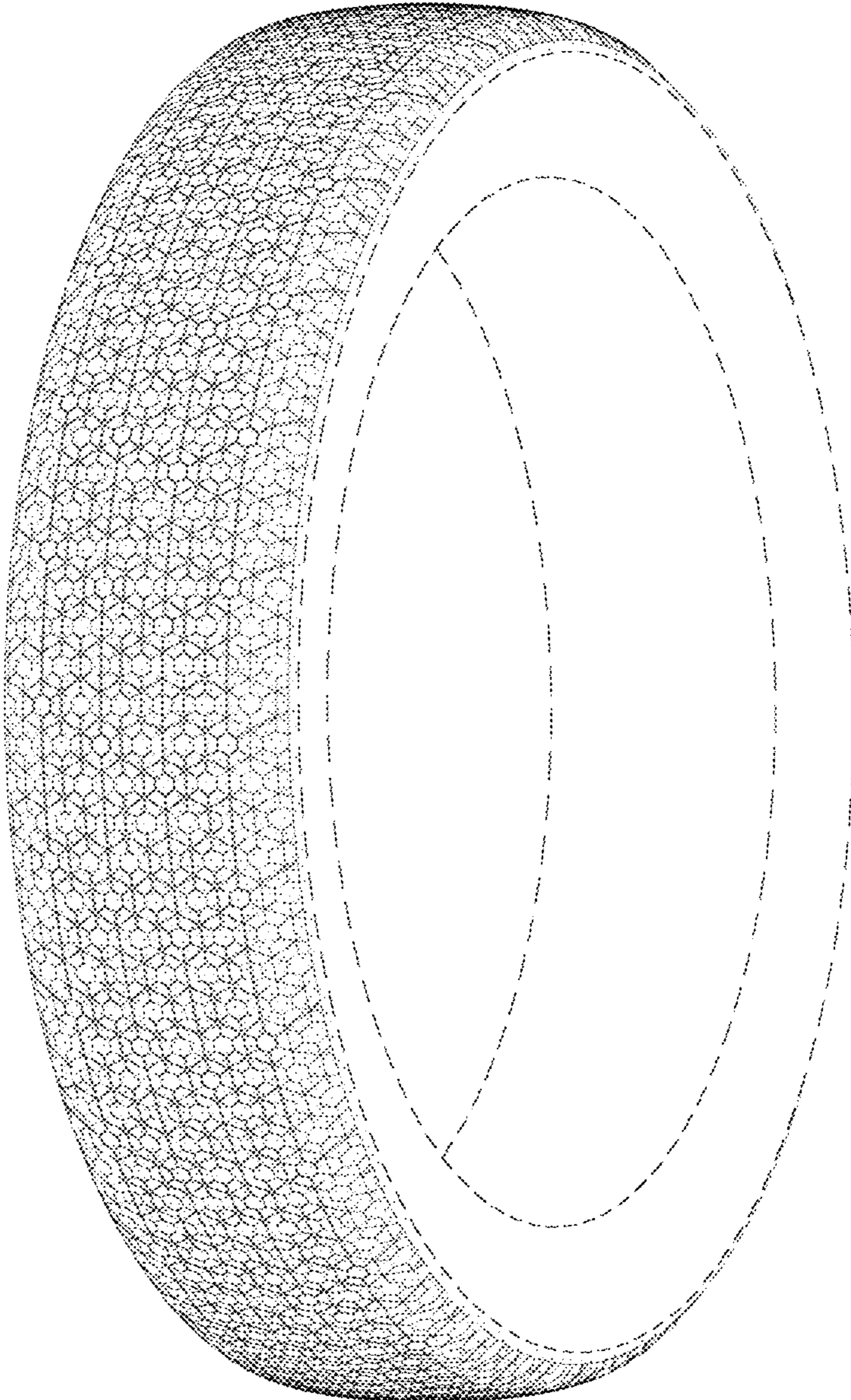


FIG. 1

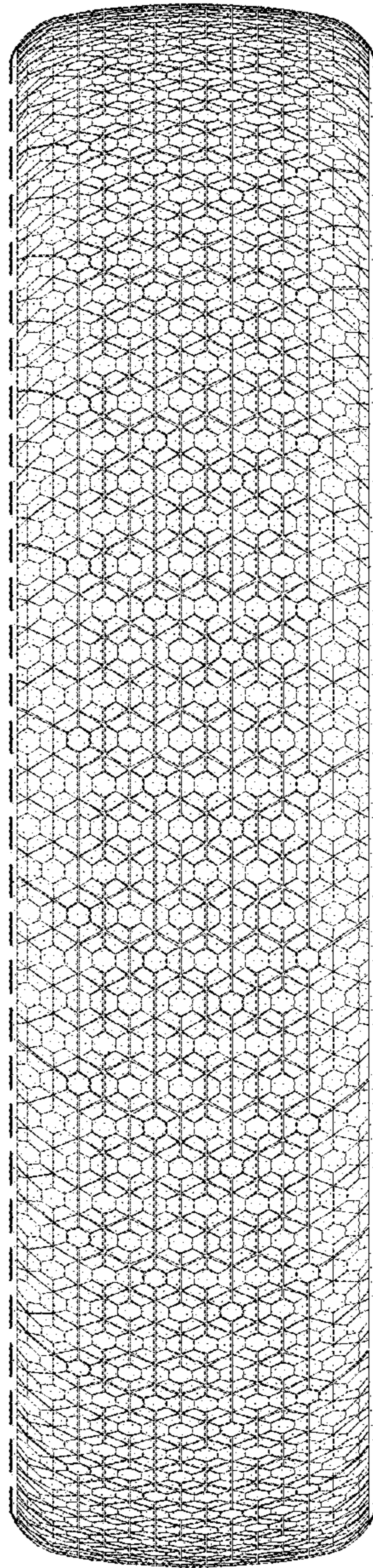


FIG. 2

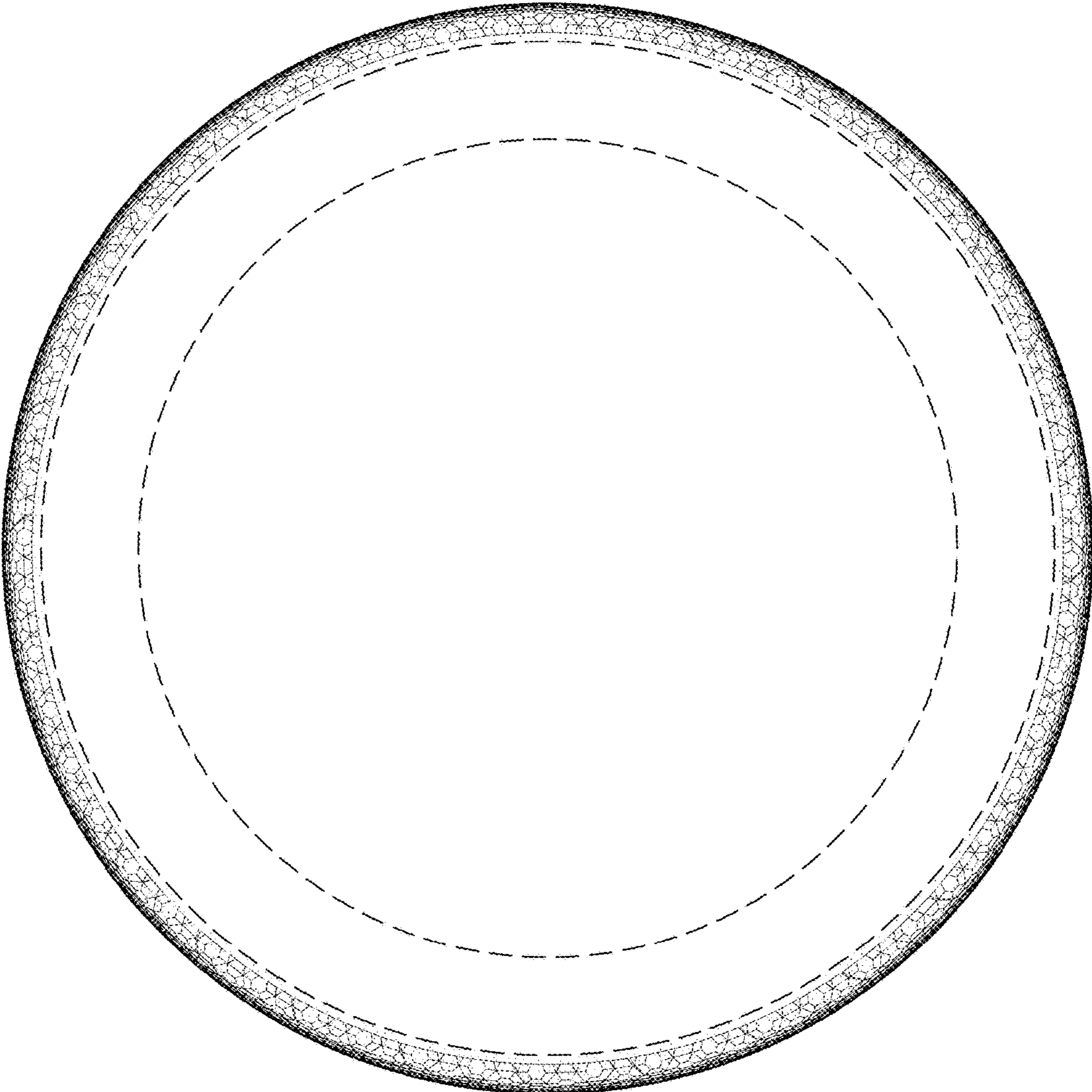


FIG. 3

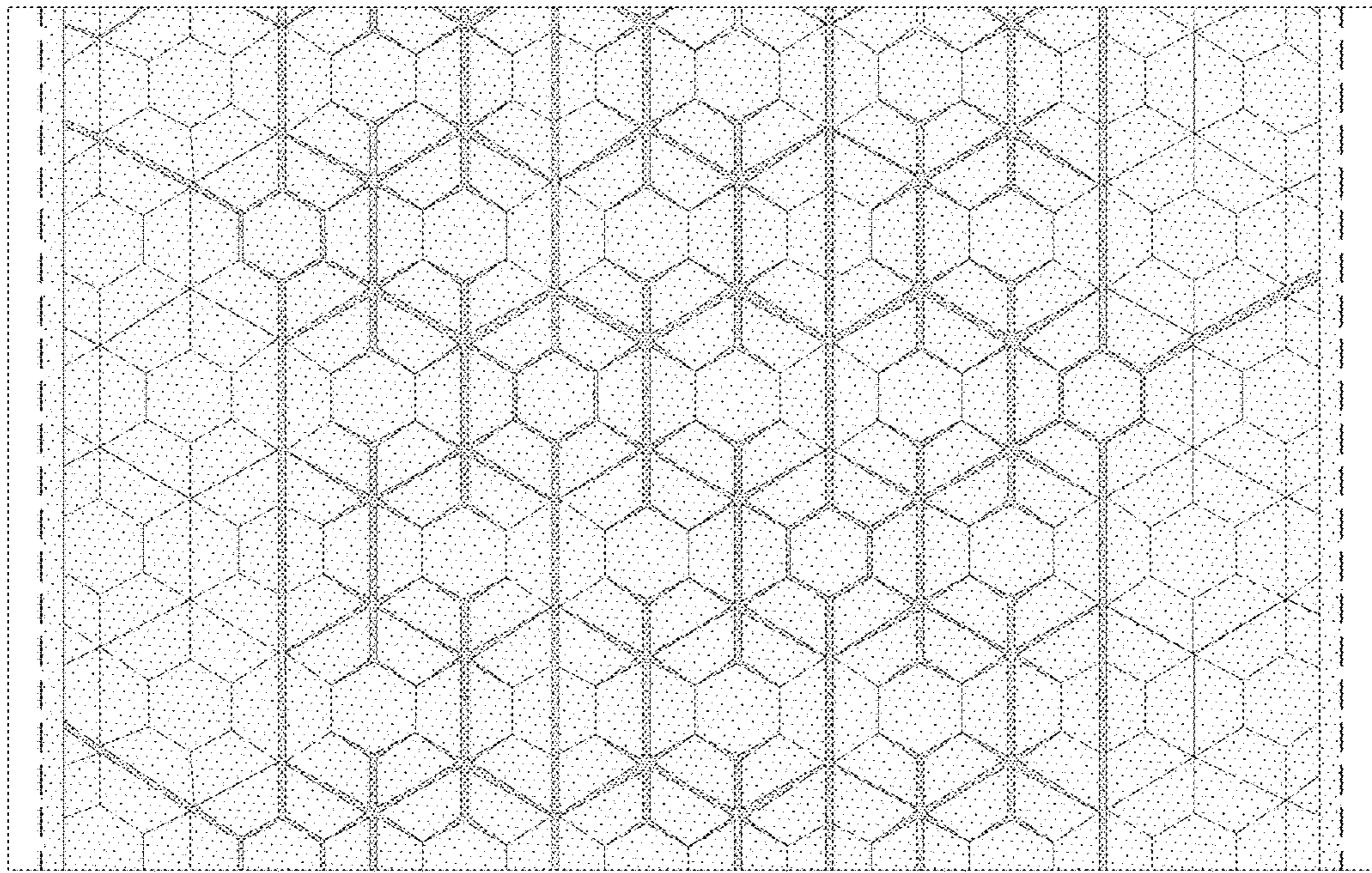


FIG. 4

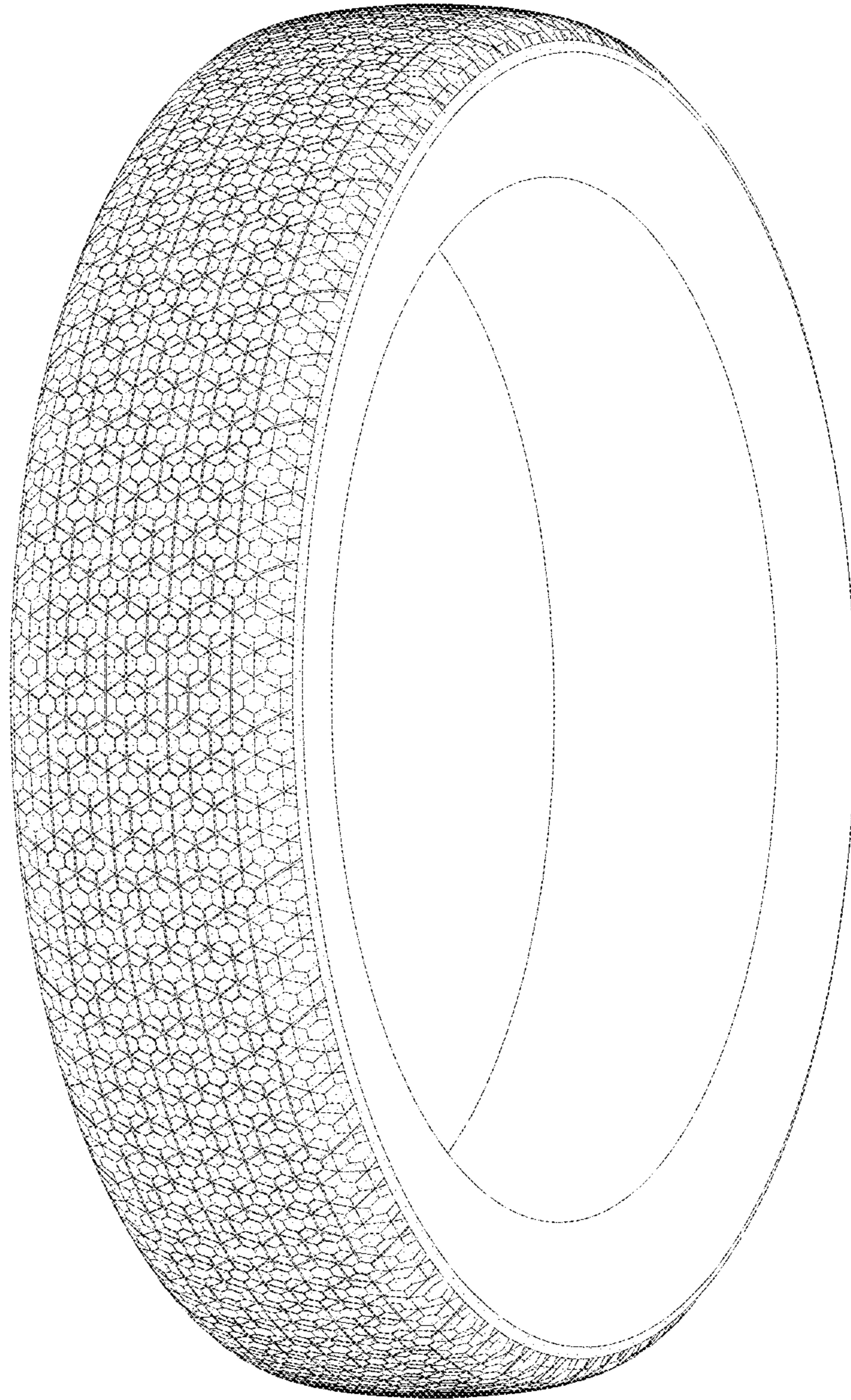


FIG. 5

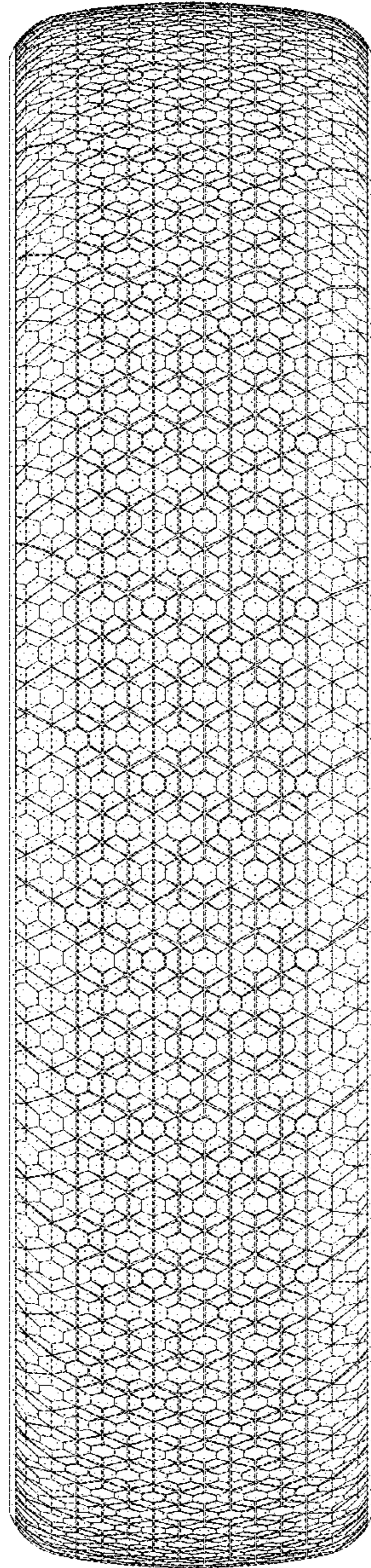


FIG. 6