



US00D830954S

(12) **United States Design Patent**
Rittweger

(10) **Patent No.:** **US D830,954 S**

(45) **Date of Patent:** **** Oct. 16, 2018**

(54) **TIRE**

(71) Applicant: **CONTINENTAL REIFEN
DEUTSCHLAND GMBH**, Hannover
(DE)

(72) Inventor: **Stefan Rittweger**, Garbsen (DE)

(73) Assignee: **Continental Reifen Deutschland
GmbH**, Hannover (DE)

(**) Term: **15 Years**

(21) Appl. No.: **29/592,706**

(22) Filed: **Feb. 1, 2017**

(30) **Foreign Application Priority Data**

Aug. 1, 2016 (WO) 968312101

(51) **LOC (11) Cl.** **12-15**

(52) **U.S. Cl.**
USPC **D12/517**

(58) **Field of Classification Search**

USPC D12/500-532, 604

CPC Y10T 152/10027; B60C 1/0016; B60C
11/0306; B60C 11/0302; B60C 3/06;
B60C 9/17

See application file for complete search history.

(56) **References Cited**

U.S. PATENT DOCUMENTS

D606,002 S * 12/2009 Yamakawa D12/519

D633,433 S * 3/2011 Sieber D12/519

D654,425 S * 2/2012 Nomura D12/517

D708,564 S * 7/2014 Wang D12/521

D733,635 S * 7/2015 Digman D12/521

D744,406 S * 12/2015 Bosch Alsina D12/521

D755,710 S * 5/2016 Tian D12/523

D802,521 S * 11/2017 Bonnamour D12/530

OTHER PUBLICATIONS

Continental UC6 Tire reference found online [Jan. 8, 2018]—<https://www.autofreaks.com/2016/116423/tyres-continental-cc6-uc6-when-youre-serious-about-rubber/>.*

* cited by examiner

Primary Examiner — Brandon M Rosati

Assistant Examiner — John A Voytek

(74) *Attorney, Agent, or Firm* — Laurence A. Greenberg;

Werner H. Stemer; Ralph E. Locher

(57) **CLAIM**

The ornamental design for a tire, as shown and described.

DESCRIPTION

FIG. 1 is a front perspective view of the tire showing my new invention;

FIG. 2 is a front elevation view thereof;

FIG. 3 is a partial front view thereof;

FIG. 4 is a right side elevation view thereof; and,

FIG. 5 is a left side elevation view thereof.

In the drawings, the broken lines depict environmental subject matter only and form no part of the claimed design.

The dot and dashed lines shown in FIG. 2 indicate the boundary of the enlarged view of the tire shown in FIG. 3 and form no part of the claimed design.

1 Claim, 5 Drawing Sheets






FIG. 1



FIG. 2




FIG. 3




FIG. 4




FIG. 5