



US00D830953S

(12) **United States Design Patent**  
**Behr**

(10) **Patent No.:** **US D830,953 S**

(45) **Date of Patent:** **\*\* Oct. 16, 2018**

(54) **TIRE**

(71) Applicant: **CONTINENTAL REIFEN  
DEUTSCHLAND GMBH**, Hannover  
(DE)

(72) Inventor: **Ulrich Behr**, Hannover (DE)

(73) Assignee: **Continental Reifen Deutschland  
GmbH**, Hannover (DE)

(\*\*) Term: **15 Years**

(21) Appl. No.: **29/595,504**

(22) Filed: **Feb. 28, 2017**

(30) **Foreign Application Priority Data**

Sep. 2, 2016 (WO) ..... 968620001

(51) **LOC (11) Cl.** ..... **12-15**

(52) **U.S. Cl.**  
USPC ..... **D12/515**

(58) **Field of Classification Search**  
USPC ..... D12/500-532, 604  
CPC ..... Y10T 152/10027; B60C 1/0016; B60C  
11/0306; B60C 11/0302; B60C 3/06;  
B60C 9/17

See application file for complete search history.

(56) **References Cited**

**U.S. PATENT DOCUMENTS**

D210,439 S \* 3/1968 Barlow ..... D12/503  
D667,775 S \* 9/2012 Rittweger ..... D12/515

D732,462 S \* 6/2015 Bindner ..... D12/523  
D735,116 S \* 7/2015 Chen ..... D12/532  
D772,144 S \* 11/2016 Lamb ..... D12/519  
D779,409 S \* 2/2017 Zhang ..... D12/501  
D786,774 S \* 5/2017 Sanae ..... D12/521  
D792,840 S \* 7/2017 Hayashi ..... D12/604

\* cited by examiner

*Primary Examiner* — Brandon M Rosati

*Assistant Examiner* — John A Voytek

(74) *Attorney, Agent, or Firm* — Laurence A. Greenberg;  
Werner H. Stemer; Ralph E. Locher

(57) **CLAIM**

The ornamental design for a tire, as shown and described.

**DESCRIPTION**

FIG. 1 is a front perspective view of the tire showing my new invention;

FIG. 2 is a partial front elevation view thereof;

FIG. 3 is a front elevation view thereof;

FIG. 4 is a rear elevation view thereof;

FIG. 5 is a left side view thereof; and,

FIG. 6 is a right side view thereof.

In the drawings, the broken lines depict environmental subject matter only and form no part of the claimed design. The dot and dashed lines shown in FIG. 3 indicate the boundary of the enlarged view of the tire shown in FIG. 2 and form no part of the claimed design.

**1 Claim, 6 Drawing Sheets**

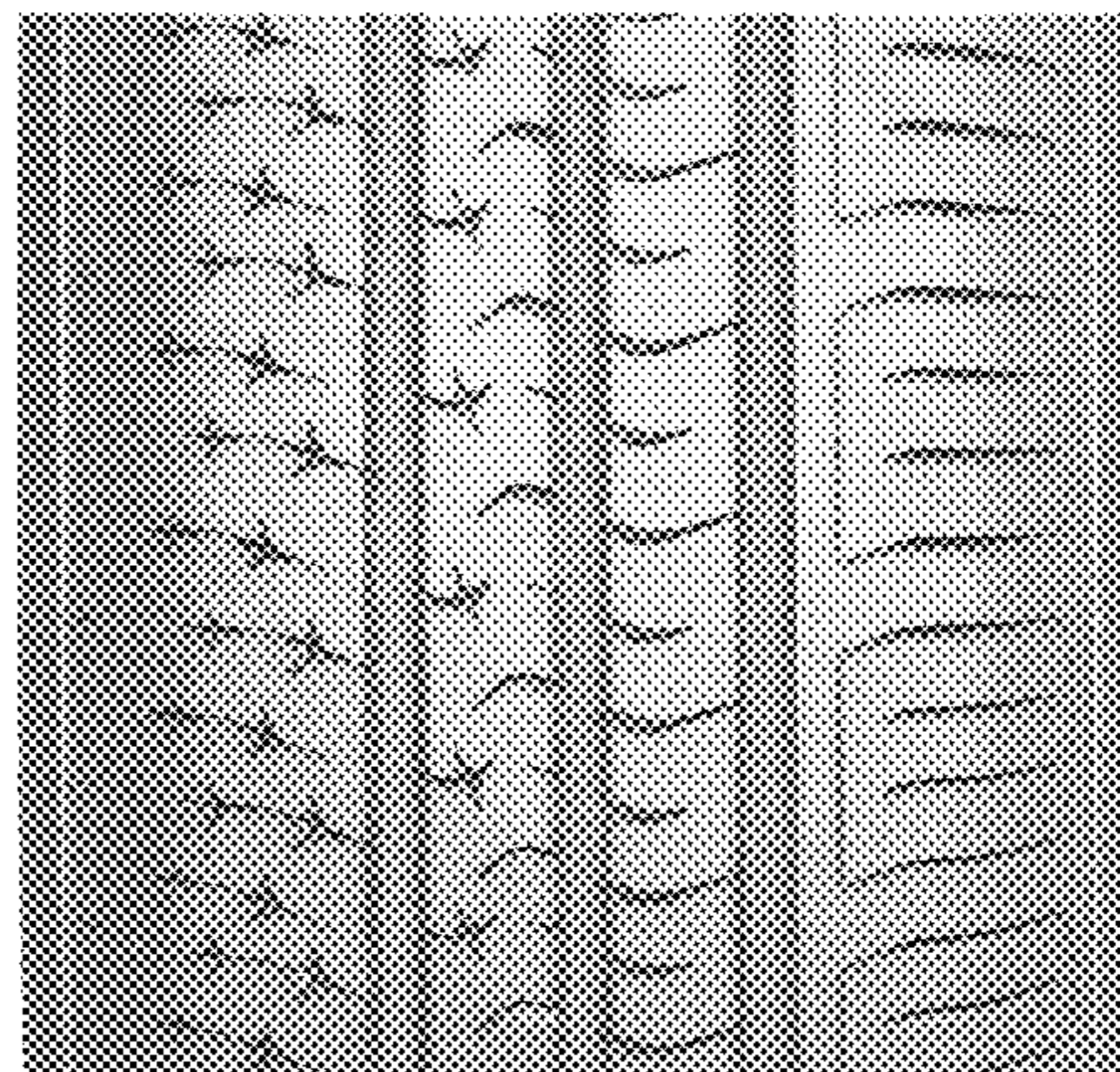




FIG. 1





FIG. 2






FIG. 4




FIG. 5




FIG. 6