



US00D830924S

(12) **United States Design Patent** (10) **Patent No.:** **US D830,924 S**
Luk (45) **Date of Patent:** **** Oct. 16, 2018**

(54) **HOOD FOR A VEHICLE**
(71) Applicant: **Bayerische Motoren Werke Aktiengesellschaft, Munich (DE)**
(72) Inventor: **Calvin Luk, Munich (DE)**
(73) Assignee: **Bayerische Motoren Werke Aktiengesellschaft, Munich (DE)**

D777,620 S * 1/2017 Pevovar D12/173
D779,399 S * 2/2017 Bucher D12/173
D787,387 S * 5/2017 Curic D12/173
D787,389 S * 5/2017 Wolff D12/173
D790,415 S * 6/2017 Woolley D12/173
D808,310 S * 1/2018 Zavatski D12/173
D808,311 S * 1/2018 Piscitelli D12/173
D813,121 S * 3/2018 Swanseger D12/173
2002/0033294 A1 * 3/2002 Ishizaki B60R 21/0136
180/274

(Continued)

(**) Term: **15 Years**

FOREIGN PATENT DOCUMENTS

(21) Appl. No.: **29/605,289**

WO WO DM/070931 3/2009
WO WO DM/093190 3/2017

(22) Filed: **May 25, 2017**

Primary Examiner — Susan Bennett Hattan

(30) **Foreign Application Priority Data**

Assistant Examiner — Suzanne E Tisdell

Nov. 30, 2016 (DE) 40 2016 101 440

(74) *Attorney, Agent, or Firm* — Crowell & Moring LLP

(51) **LOC (11) Cl.** **12-08**

(57) **CLAIM**

(52) **U.S. Cl.** **D12/173**

The ornamental design for a hood for a vehicle, as shown and described.

USPC **D12/173**

(58) **Field of Classification Search**

DESCRIPTION

USPC D12/86, 91, 93, 96, 163, 164, 165, 166,
D12/167, 169, 171, 172, 173, 190, 216
CPC B60R 9/08; B60R 19/02; B60R 19/04;
B60R 19/18; B60R 19/44; B60R 19/48;
B62D 35/02; B62D 39/00; B62D 65/16;
B62D 21/12

This application contains subject matter related to the following co-pending U.S. design patent applications: Application Ser. No. 29/579,103, filed Sep. 28, 2016 and entitled "Hood for a Vehicle"; and Application Ser. No. 29/605,288, filed herewith and entitled "Vehicle, Toy, and/or Replicas Thereof".

See application file for complete search history.

FIG. 1 is a top view of a hood for a vehicle according to the design;

(56) **References Cited**

U.S. PATENT DOCUMENTS

D422,252 S * 4/2000 Sacco D12/173
6,293,362 B1 * 9/2001 Sasaki E05B 77/08
180/274
D495,631 S * 9/2004 Metros D12/173
D496,611 S * 9/2004 Kneefel D12/173
D718,686 S * 12/2014 Hammoud D12/173
D762,534 S 8/2016 Faghihzadeh
D763,148 S 8/2016 Luk

FIG. 2 is a top, right, front perspective view thereof;

FIG. 3 is a front view thereof;


FIG. 4 is a right side view thereof, the left side view being mirror symmetrical;

FIG. 5 is a bottom view thereof;

FIG. 6 is a rear view thereof; and,

FIG. 7 is a bottom, left, front perspective view thereof.

1 Claim, 7 Drawing Sheets



(56)

References Cited

U.S. PATENT DOCUMENTS

2005/0211484 A1* 9/2005 Ellerman B62D 25/16
180/69.2
2007/0102219 A1* 5/2007 Park B60R 21/38
180/274
2008/0185871 A1* 8/2008 Ishiyama B60R 21/34
296/187.04
2013/0270870 A1* 10/2013 O'Brien B62D 25/10
296/193.11
2017/0232926 A1* 8/2017 Barbat B60R 21/38
180/274
2017/0355400 A1* 12/2017 Weston B60R 13/005

* cited by examiner



Fig. 1




Fig. 2




Fig. 3

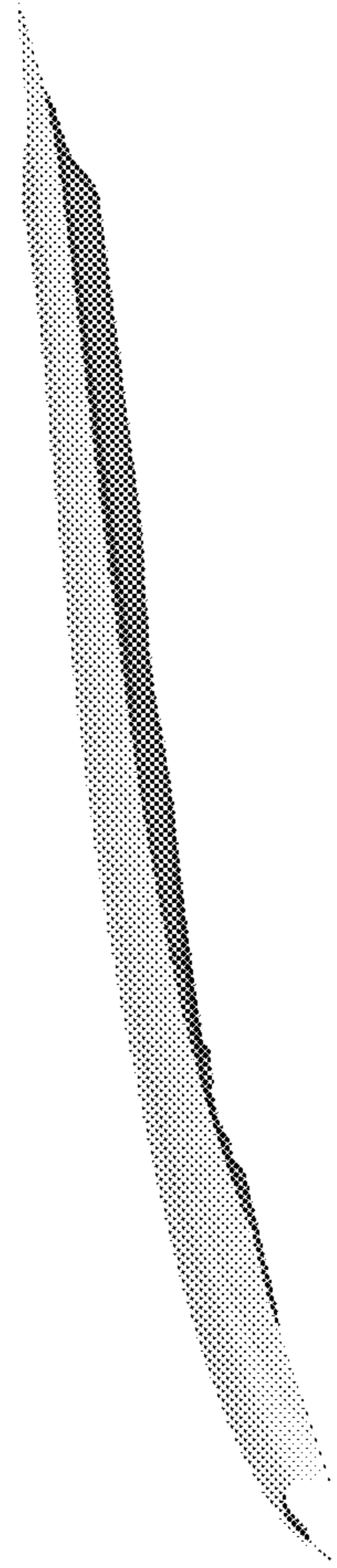


Fig. 4




Fig. 5




Fig. 6




Fig. 7