



US00D830921S

(12) **United States Design Patent**  
**Zhang et al.**

(10) **Patent No.:** **US D830,921 S**  
(45) **Date of Patent:** **\*\* Oct. 16, 2018**

(54) **FRONT BUMPER FOR AUTOMOBILE**

D756,275 S \* 5/2016 Ino ..... D12/169  
D760,127 S \* 6/2016 Yamamoto ..... D12/169  
D786,749 S \* 5/2017 Oohashi ..... D12/169

(71) Applicant: **Nissan Motor Co., Ltd.**, Yokohama,  
Kanagawa (JP)

**FOREIGN PATENT DOCUMENTS**

(72) Inventors: **Xiao Kang Zhang**, Beijing (CN); **Yu Chia Hsu**, Kangawa (JP)

JP D1192815 S 12/2003  
JP D1243729 S 6/2005  
JP D1243730 S 6/2005  
JP D1268998 S 4/2006  
JP D1287189 S 11/2006  
JP D1328863 S 5/2008  
JP D1329117 S 5/2008  
JP D1346793 S 12/2008  
JP D1346796 S 12/2008

(73) Assignee: **Nissan Motor Co., Ltd.**, Yokohama  
(JP)

(\*\*) Term: **15 Years**

(Continued)

(21) Appl. No.: **29/607,033**

*Primary Examiner* — Melody N Brown

(22) Filed: **Jun. 9, 2017**

(30) **Foreign Application Priority Data**

(57) **CLAIM**

Dec. 12, 2016 (JP) ..... 2016-026859

The ornamental design for a front bumper for an automobile,  
as shown and described.

(51) **LOC (11) Cl.** ..... **12-16**

**DESCRIPTION**

(52) **U.S. Cl.**  
USPC ..... **D12/169**

(58) **Field of Classification Search**  
USPC .... D12/169, 216, 90-92, 86, 171, 196, 163;  
293/102, 113, 115, 117, 120; 296/180.1,  
296/180.2

CPC ..... B60R 19/02; B60R 19/04; B62D 25/08  
See application file for complete search history.

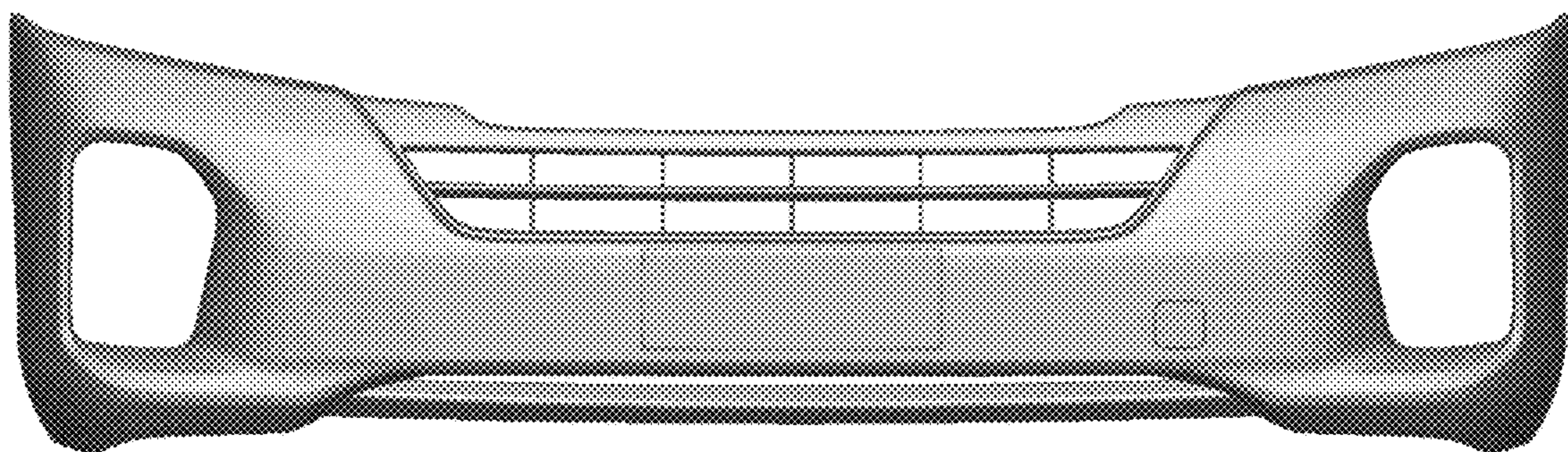
(56) **References Cited**

**U.S. PATENT DOCUMENTS**

D631,406 S \* 1/2011 Kuze ..... D12/169  
D637,945 S \* 5/2011 Nakagawa ..... D12/169  
D668,593 S \* 10/2012 Imai ..... D12/169  
D684,904 S \* 6/2013 Tase ..... D12/169  
D698,707 S \* 2/2014 Nakamura ..... D12/169  
D698,710 S \* 2/2014 Endo ..... D12/169  
D708,997 S \* 7/2014 Koizumi ..... D12/169  
D749,999 S \* 2/2016 Curic ..... D12/169

FIG. 1 is a front elevational view of a front bumper for an automobile in accordance with our new design;  
FIG. 2 is a top plan view thereof;  
FIG. 3 is a bottom plan view thereof;  
FIG. 4 is a left side elevational view thereof;  
FIG. 5 is a right side elevational view thereof;  
FIG. 6 is a bottom, front and left side perspective view thereof; and,  
FIG. 7 is a top, front and right side perspective view thereof.  
The rear view of the front bumper forms no part of the claimed design. In addition, the front bumper is configured to be mounted to an automobile. The inside surfaces of the front bumper, shown in broken lines in FIGS. 2, 3, 6 and 7, form no part of the claimed design since the inside surfaces are hidden when the front bumper is mounted to the automobile.

**1 Claim, 7 Drawing Sheets**



(56)

**References Cited**

FOREIGN PATENT DOCUMENTS

JP	D1390477 S	6/2010
JP	D1390478 S	6/2010
JP	D1410897 S	4/2011
JP	D1438614 S	4/2012
JP	D1447109 S	7/2012
JP	D1447592 S	7/2012
JP	D1447208 S	7/2013
JP	D1501243 S	6/2014
JP	D1523539 S	5/2015
JP	D1523540 S	5/2015
JP	D1523541 S	5/2015
JP	D1523542 S	5/2015
JP	D1540308 S	12/2015
JP	D1540309 S	12/2015
JP	D1549967 S	5/2016
JP	D1507443 S	9/2016
JP	D1576063 S	5/2017
JP	D1532157 S	8/2017
JP	D1583468 S	8/2017
JP	D1581862 S	1/2018

\* cited by examiner

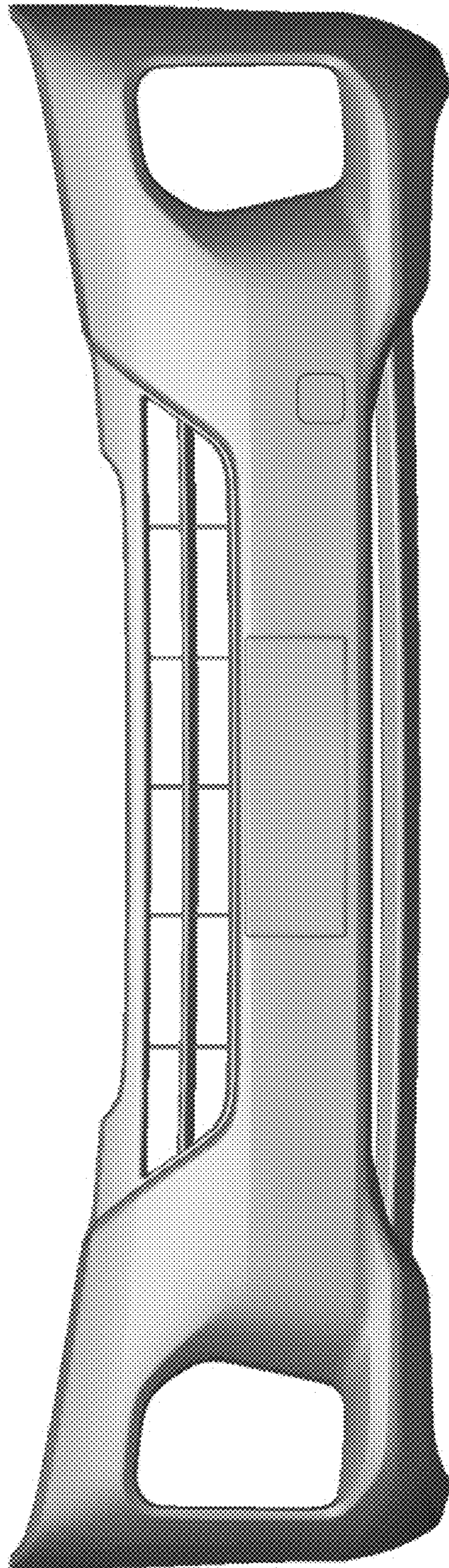


FIG. 1




FIG. 2




FIG. 3




FIG. 4




FIG. 5

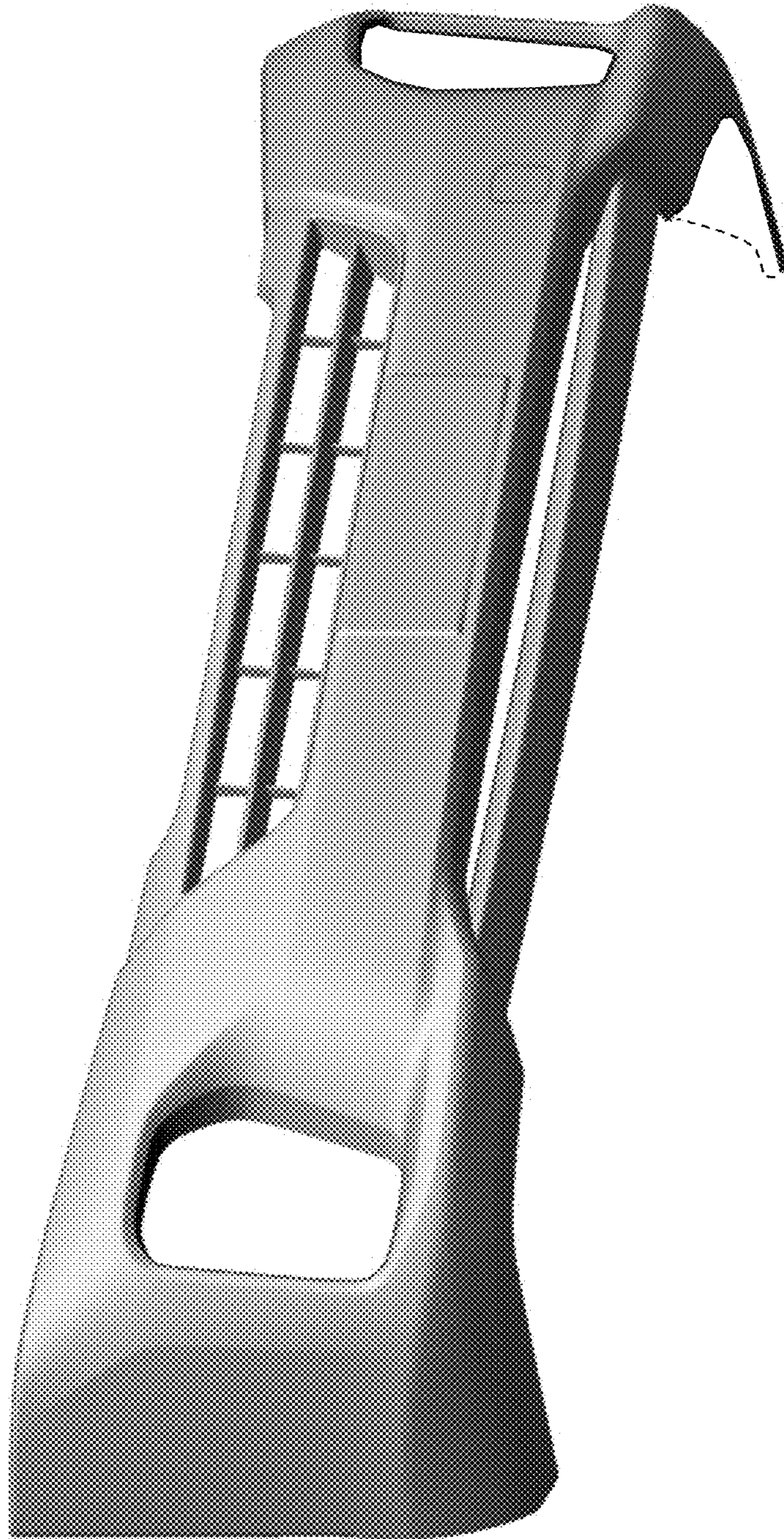


FIG. 6



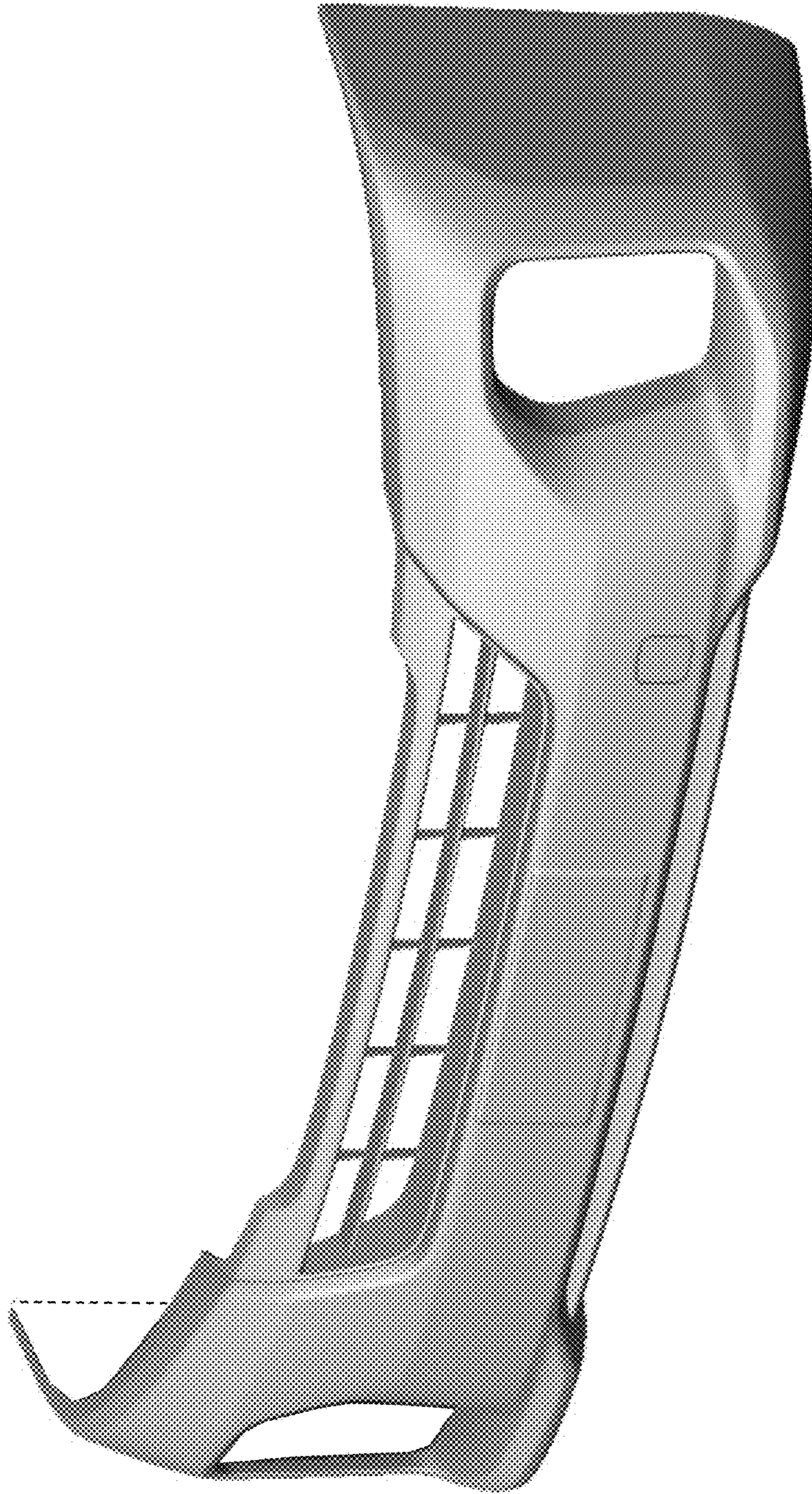


FIG. 7