



US00D830900S

(12) **United States Design Patent** (10) **Patent No.:** **US D830,900 S**
Suzuki (45) **Date of Patent:** **** Oct. 16, 2018**

(54) **MOTOR VEHICLE AND/OR TOY REPLICA THEREOF**

D786,133 S * 5/2017 Song D12/86
D788,641 S * 6/2017 Arnold D12/86
D789,250 S * 6/2017 Arnold D12/86

(71) Applicant: **Naoya Suzuki**, Toyoake (JP)

(72) Inventor: **Naoya Suzuki**, Toyoake (JP)

(73) Assignee: **TOYOTA JIDOSHA KABUSHIKI KAISHA** (JP)

(**) Term: **15 Years**

(21) Appl. No.: **29/615,762**

(22) Filed: **Aug. 31, 2017**

(51) **LOC (11) Cl.** **12-08**

(52) **U.S. Cl.**
USPC **D12/86**

(58) **Field of Classification Search**
USPC D12/86, 90-92; D21/424, 433, 434;
296/181.1-181.5, 183.1
CPC B62D 25/00; B62D 25/06; B62D 33/00;
B62D 5/00
See application file for complete search history.

(56) **References Cited**

U.S. PATENT DOCUMENTS

D610,039 S * 2/2010 Koide D12/90
D629,717 S * 12/2010 Artioli D12/86
D651,132 S * 12/2011 Lambri D12/86
D684,091 S * 6/2013 Frenzel D12/90
D691,921 S * 10/2013 Kasamatsu D12/86
D719,062 S * 12/2014 Wada D12/86
D768,541 S * 10/2016 Burki D12/90
D778,785 S * 2/2017 Hirokawa D12/86

OTHER PUBLICATIONS

Toyota Global Newsroom Website, Toyota i-Road, Toyota Motor Corporation <<http://newsroom.toyota.co.jp/en/detail/1228754>>, available as early as Mar. 20, 2014.

Web Magazine Openers Website, Renault Twizy, Renault s.a.s., <<http://openers.jp/article/11914>>, available as early as May 18, 2011.

超小型車 .net Website, Honda mc-β, Honda Motor Co., Ltd., <<http://超小型車.net/tag/mc-%CE%B2/>>, available as early as Jun. 22, 2014.

* cited by examiner

Primary Examiner — Melody N Brown

(74) *Attorney, Agent, or Firm* — Saidman DesignLaw Group, LLC


(57) **CLAIM**

The ornamental design for a motor vehicle and/or toy replica thereof, as shown and described.

DESCRIPTION

FIG. 1 is a front perspective view of a motor vehicle and/or toy replica thereof showing my new design;
FIG. 2 is a rear perspective view thereof;
FIG. 3 is a front view thereof;
FIG. 4 is a rear view thereof;
FIG. 5 is a top view thereof;
FIG. 6 is a right side view thereof; and,
FIG. 7 is a left side view thereof.

1 Claim, 7 Drawing Sheets






Fig. 1




Fig. 2




Fig. 3




Fig. 4




Fig. 5




Fig. 6




Fig. 7