



US00D830890S

(12) **United States Design Patent** (10) **Patent No.:** **US D830,890 S**
Itzhak-Sigron et al. (45) **Date of Patent:** **** Oct. 16, 2018**

(54) FLOWERPOT	2,625,020 A * 1/1953 Oliver A47G 19/02 220/771
(71) Applicant: KETER PLASTIC LTD. , Herzelyia (IL)	3,910,075 A * 10/1975 Holliday D04B 21/18 66/190
(72) Inventors: Reut Itzhak-Sigron , Ein Sarid (IL); Zvi Zak , Herzliya (IL)	3,939,338 A * 2/1976 Giammalvo A01K 63/003 362/122
(73) Assignee: KETER PLASTIC LTD. , Herzelyia (IL)	D240,173 S * 6/1976 Young D6/331
(**) Term: 15 Years	D242,941 S * 1/1977 Nagata 47/66.6
(21) Appl. No.: 29/571,878	D254,127 S * 2/1980 Sgroi 47/71
(22) Filed: Jul. 22, 2016	D271,091 S * 10/1983 Peterson D11/153
	D356,523 S * 3/1995 Rahr D11/143
	D393,548 S * 4/1998 Garneau D5/47
	D396,826 S * 8/1998 Weder D11/164
	D537,753 S * 3/2007 Belokin D11/145
	D633,283 S * 3/2011 Choi D2/889
	D684,297 S * 6/2013 Lin D26/118

(Continued)

Primary Examiner — Elizabeth A. Albert
(74) *Attorney, Agent, or Firm* — Vorys, Sater, Seymour & Pease LLP

Related U.S. Application Data

(62) Division of application No. 29/518,695, filed on Feb. 26, 2015, now Pat. No. Des. 814,967.

(30) **Foreign Application Priority Data**

Aug. 28, 2014 (IL) 55977

(51) **LOC (11) Cl.** **11-02**

(52) **U.S. Cl.**
USPC **D11/152**

(58) **Field of Classification Search**

USPC D6/403–405, 556–558, 675, 683, 708.16,
D6/708.2; D9/428, 545, 643;
D11/143–156, 164; D7/701

CPC . A01G 9/00; A01G 9/02; A01G 9/028; A01G
9/04; A01G 9/042; A01G 9/045; A01G
9/10; A01G 27/005; A01G 27/006; A01G
27/02; A01G 31/00; A01G 31/001; A01G
31/02; A01G 7/045

See application file for complete search history.

(56) **References Cited**

U.S. PATENT DOCUMENTS

1,596,716 A * 8/1926 Clarke A47G 7/07
47/41.13
D104,981 S * 6/1937 Munz 47/69

(57) **CLAIM**


The ornamental design for a flowerpot, as shown and described.

DESCRIPTION

FIG. 1 is a perspective view of a flowerpot;
FIG. 2 is a side view of the flowerpot as seen in FIG. 1, and all other side views are identical;
FIG. 3 is a top plan view of the flowerpot as seen in FIG. 1; and,
FIG. 4 is a bottom plan view of the flowerpot as seen in FIG. 1.

The broken lines that define the bounds of the claimed design form no part thereof. The broken lines shown in the drawings are included to show portions of the flowerpot that form no part of the claimed design.

1 Claim, 4 Drawing Sheets



(56)

References Cited

U.S. PATENT DOCUMENTS

D698,909 S * 2/2014 Chou D23/366
D773,125 S * 11/2016 Itzhak-Sigron D3/304

* cited by examiner




FIG. 1




FIG. 2




FIG. 3




FIG. 4