



US00D830889S

(12) **United States Design Patent**
Zhang

(10) **Patent No.:** **US D830,889 S**

(45) **Date of Patent:** **** Oct. 16, 2018**

(54) **ORNAMENT**

(71) Applicant: **Fuxin Zhang**, Huizhou (CN)

(72) Inventor: **Fuxin Zhang**, Huizhou (CN)

(**) Term: **15 Years**

(21) Appl. No.: **29/601,897**

(22) Filed: **Apr. 27, 2017**

(51) **LOC (11) Cl.** **11-05**

(52) **U.S. Cl.**
USPC **D11/125**

(58) **Field of Classification Search**

USPC D11/117, 121, 124, 125, 130, 131, 157,
D11/164; D1/106, 129, 130, 101, 118,
D1/124, 116, 127; D7/610, 628;
D9/643; 206/457
CPC A47G 33/00; A47G 33/08; B65D 81/365;
B65D 81/366

See application file for complete search history.

(56) **References Cited**

U.S. PATENT DOCUMENTS

D151,559 S *	10/1948	Sachs	D25/10
D191,865 S *	12/1961	Mosheim	15/225
D229,924 S *	1/1974	Brown	D25/18
D284,726 S *	7/1986	Appel	D1/118
D288,486 S *	2/1987	Skinner	D25/10
D398,135 S *	9/1998	Biniaris	D1/101
D404,535 S *	1/1999	Biniaris	D1/101
D420,440 S *	2/2000	El-Assir	D23/366
D510,960 S *	10/2005	Choi	D21/402
D517,421 S *	3/2006	Terrasi	D1/102
D527,520 S *	9/2006	Green	D3/271.1
D594,285 S *	6/2009	Merey	D7/610

D609,963 S *	2/2010	Braden	D7/359
D629,641 S *	12/2010	Kuan	D7/354
D632,210 S *	2/2011	Sorren-Norness	D1/129
D633,654 S *	3/2011	Berkete	D28/79
D645,639 S *	9/2011	Mingyun	D1/128
D645,642 S *	9/2011	Mingyun	D1/129
D663,437 S *	7/2012	Lauren	D25/10
D678,004 S *	3/2013	Dam	D1/129
D691,478 S *	10/2013	Yip	D9/451
D698,610 S *	2/2014	Tavoularis, II	D7/610
D698,611 S *	2/2014	Tavoularis, II	D7/610
D748,953 S *	2/2016	Yip	D7/610
D786,612 S *	5/2017	Esteban Bautista	D7/323
D798,731 S *	10/2017	Huang	D9/643
D814,881 S *	4/2018	Kolano	D7/629
2007/0102437 A1 *	5/2007	Griswold	A21B 3/132 220/772

* cited by examiner

Primary Examiner — Elizabeth J Oswecki

(74) *Attorney, Agent, or Firm* — Hemisphere Law, PLLC;
Zhigang Ma

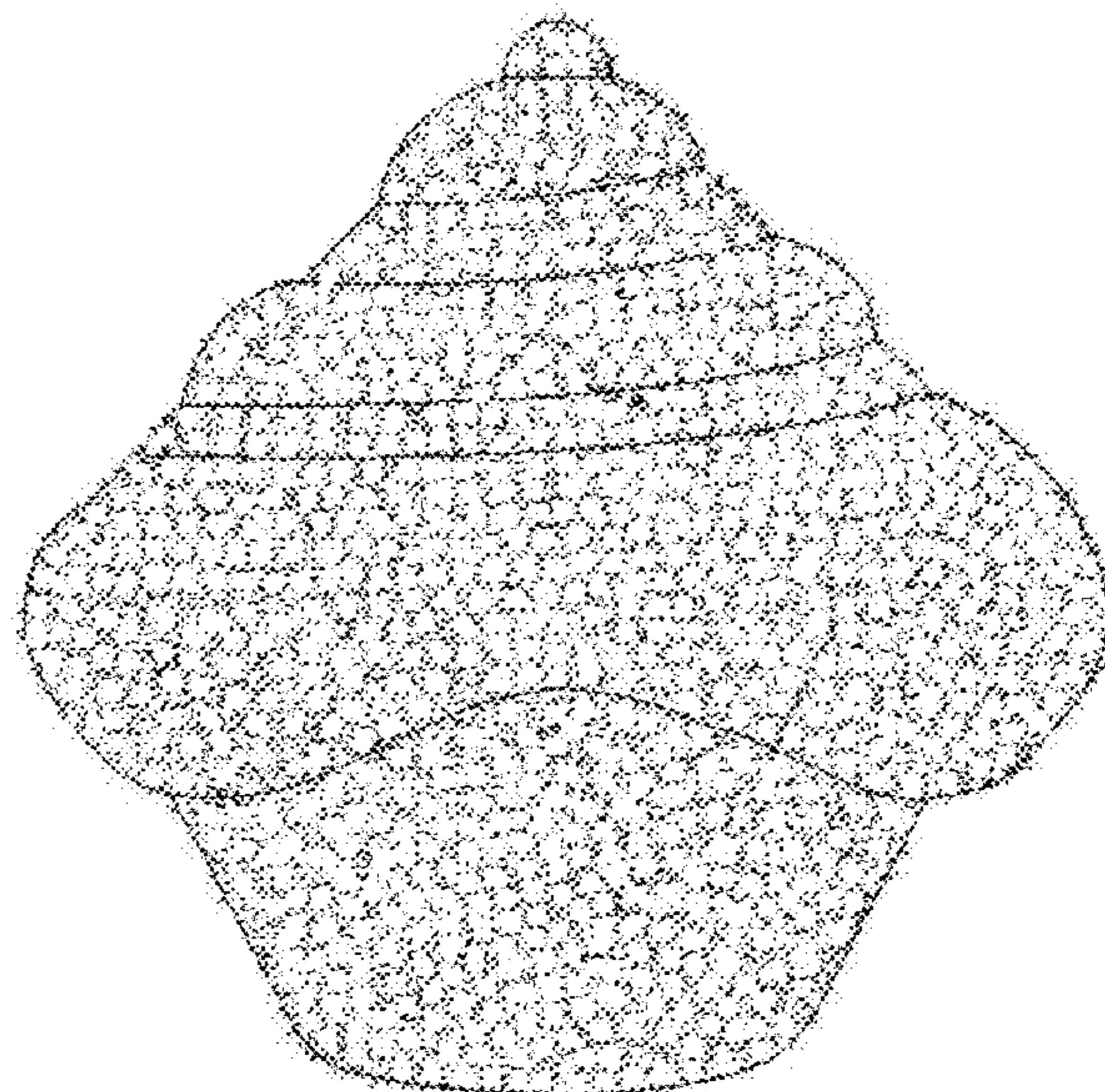
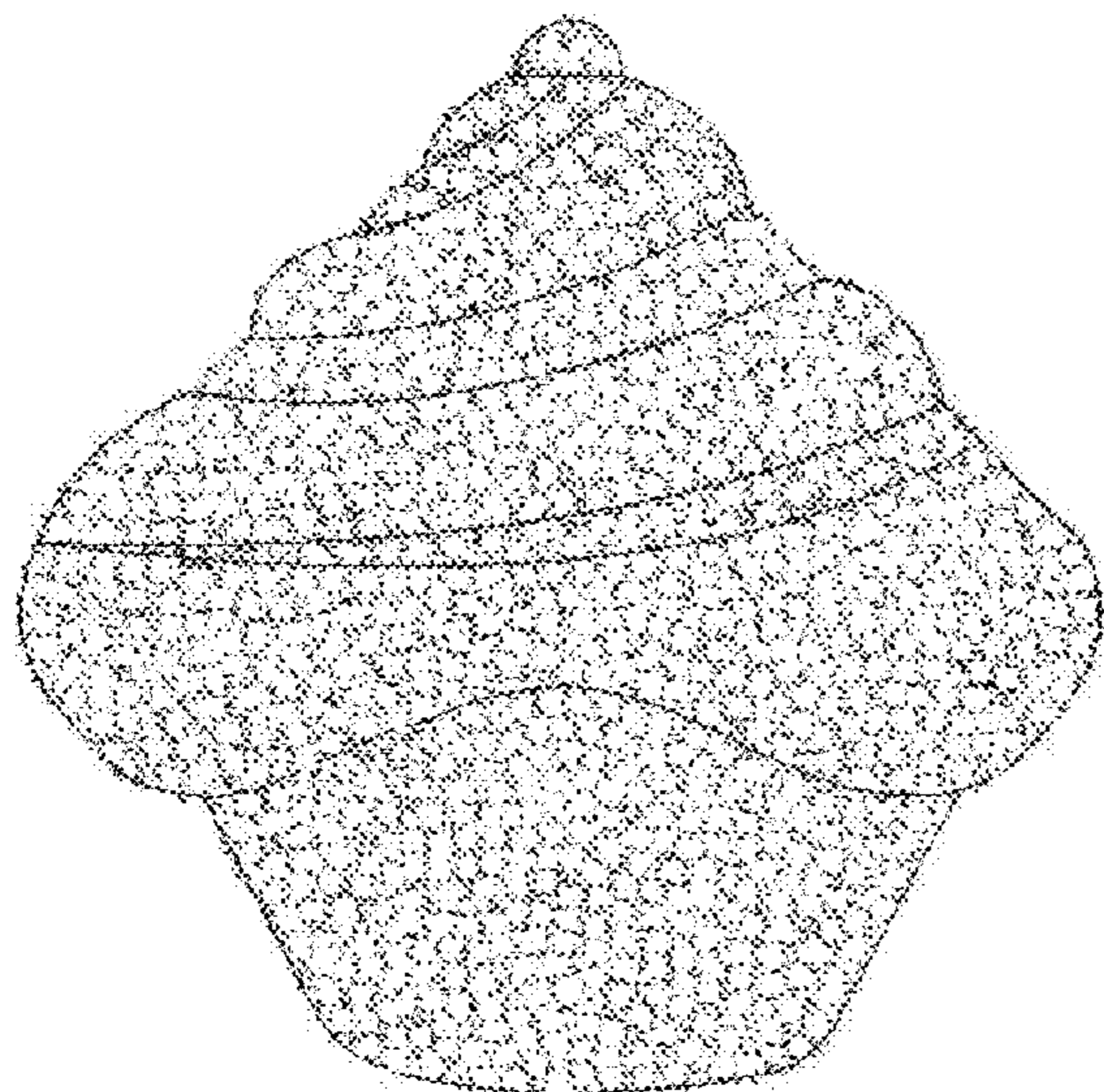
(57) **CLAIM**

The ornamental design for an ornament, as shown and described.

DESCRIPTION

FIG. 1 is a front elevational view of an ornament, showing my new design;
FIG. 2 is a rear elevational view thereof;
FIG. 3 is a left side elevational view thereof;
FIG. 4 is a right side elevational view thereof;
FIG. 5 is a top plan view thereof; and,
FIG. 6 is a bottom plan view thereof.

1 Claim, 3 Drawing Sheets



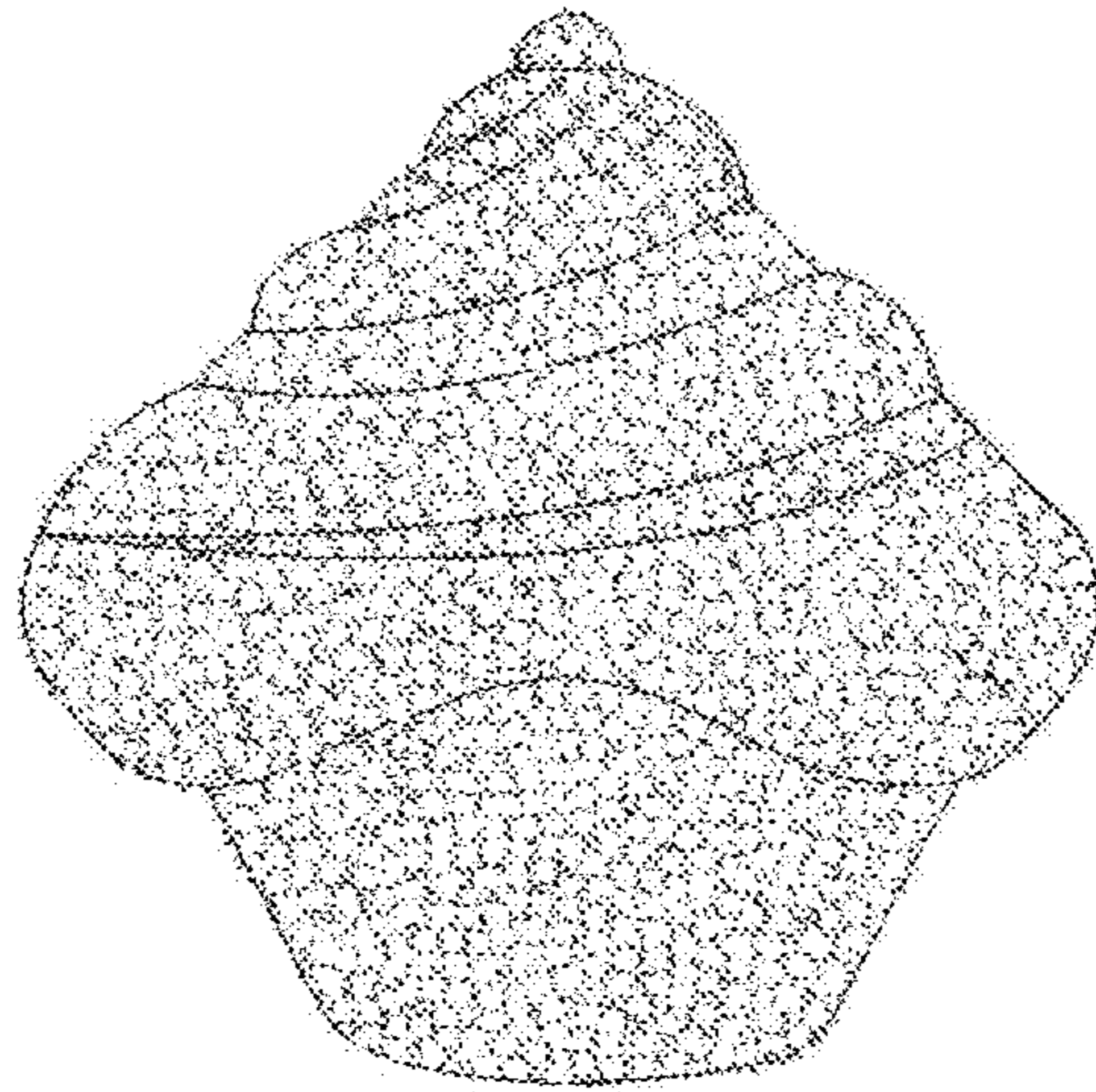


FIG. 1

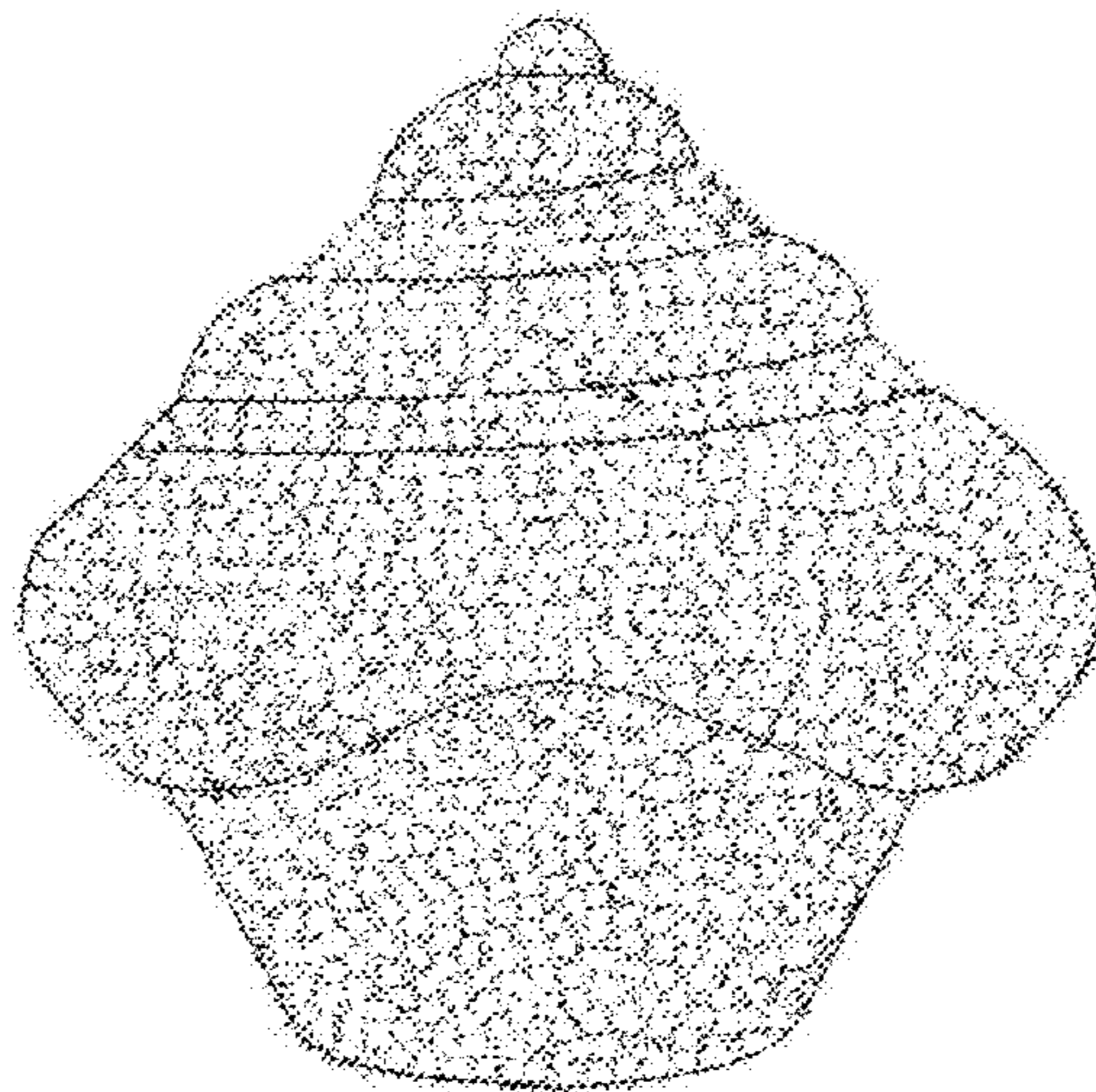


FIG. 2

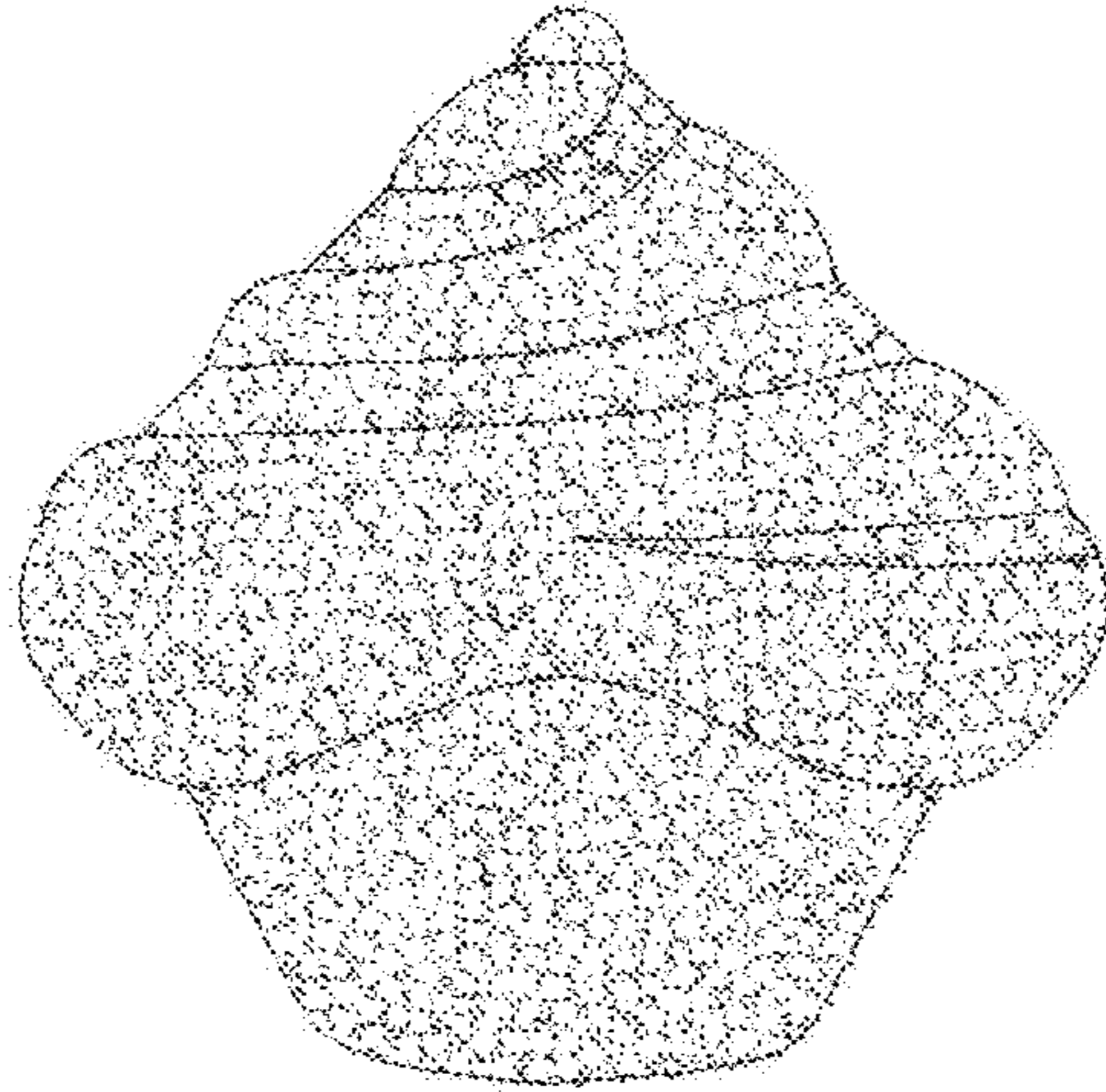


FIG. 3

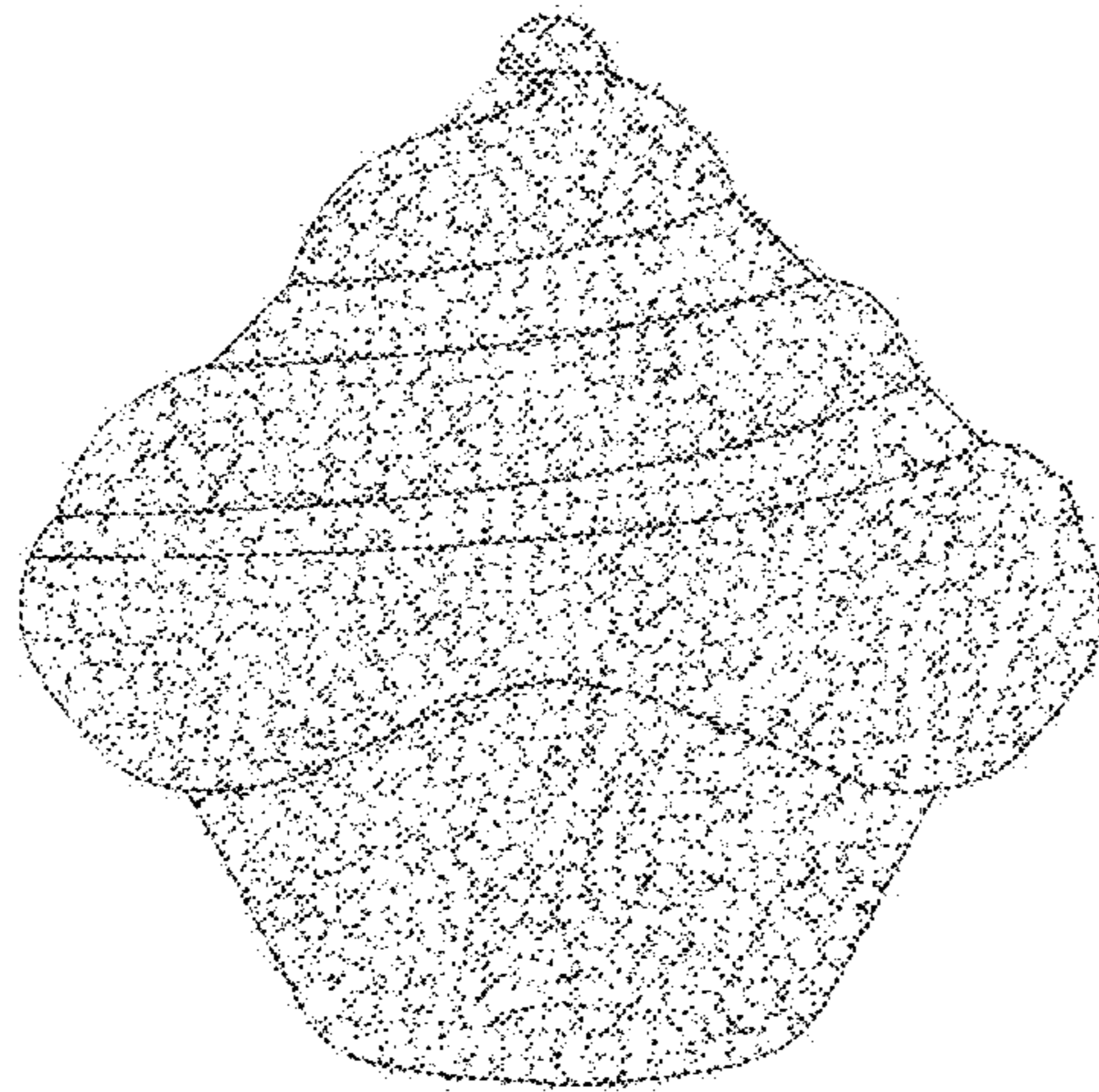


FIG. 4

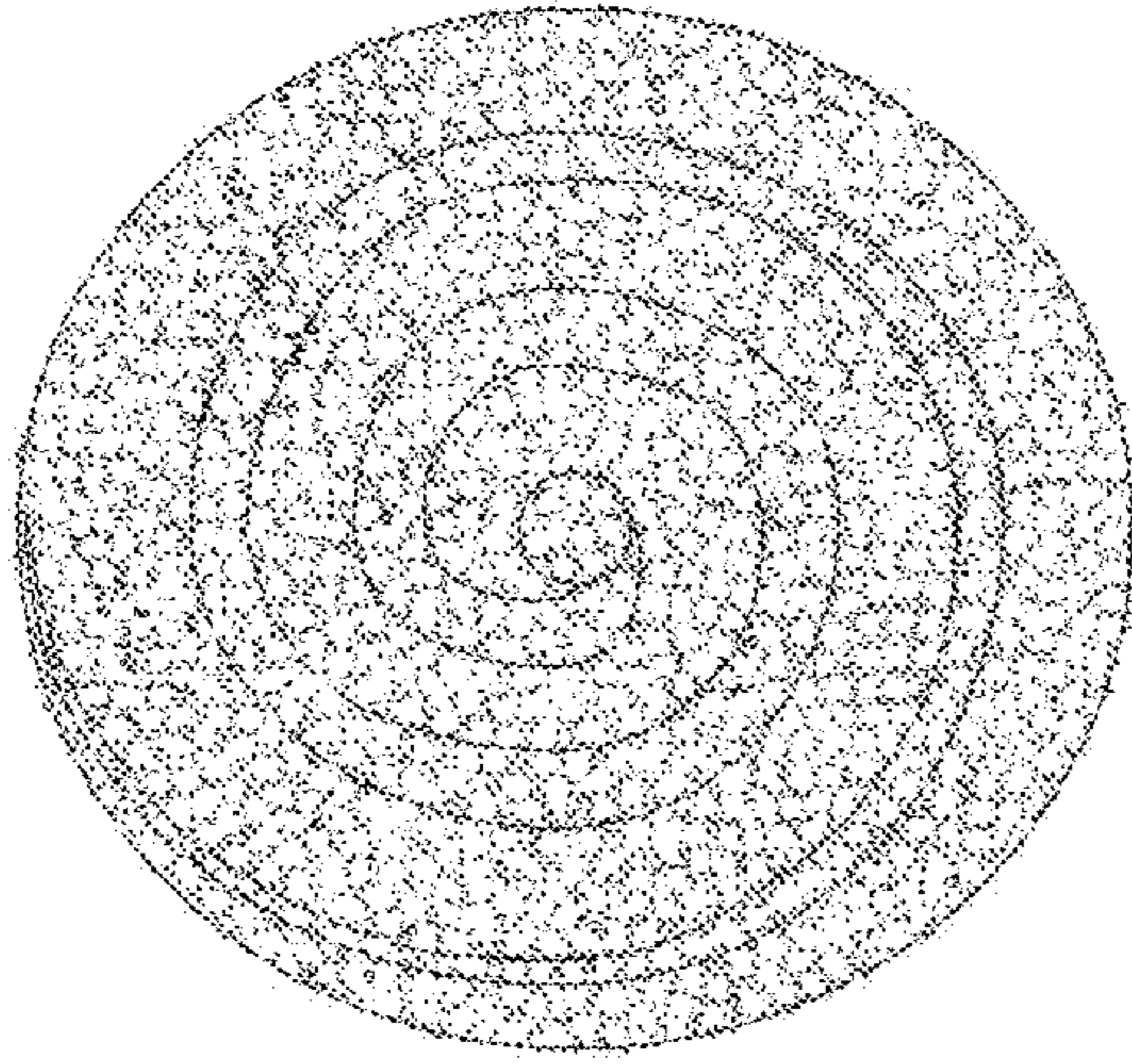


FIG. 5




FIG. 6