



US00D830871S

(12) **United States Design Patent** (10) **Patent No.:** **US D830,871 S**
Siminoff et al. (45) **Date of Patent:** **** Oct. 16, 2018**

(54) **WIRELESS ENTRANCE COMMUNICATION DEVICE**

(71) Applicant: **Ring Inc.**, Santa Monica, CA (US)

(72) Inventors: **Mark Siminoff**, Mountain View, CA (US); **Spiro Sacre**, Los Angeles, CA (US); **James Siminoff**, Pacific Palisades, CA (US); **John Modestine**, Los Angeles, CA (US); **Elliott Lemberger**, Santa Monica, CA (US)

(73) Assignee: **A9.com**, Palo Alto, CA (US)

(**) Term: **15 Years**

(21) Appl. No.: **29/595,337**

(22) Filed: **Feb. 27, 2017**

(51) **LOC (11) Cl.** **10-05**

(52) **U.S. Cl.**
USPC **D10/118.2**

(58) **Field of Classification Search**
USPC D10/104.1, 108, 116.1, 118, 118.2, 121, D10/122-126; D16/202, 203, 208, 209, D16/215; D13/171
CPC ... G08B 3/00; G08B 3/10; G08B 7/00; G08B 7/06
See application file for complete search history.

(56) **References Cited**

U.S. PATENT DOCUMENTS

D392,576 S * 3/1998 Pun D10/118
D569,819 S 5/2008 Rinaldi et al.
D574,742 S 8/2008 Spencer
D605,542 S 12/2009 Ho
D609,727 S * 2/2010 Adolfsson D16/200
D633,930 S * 3/2011 Dinger D16/202
D636,286 S 4/2011 Khor et al.
D636,287 S 4/2011 Khor et al.
D749,445 S 2/2016 Yang

D754,231 S * 4/2016 Murray D16/202
D765,530 S 9/2016 Scalisi
D773,428 S 12/2016 Takahata
D778,195 S 2/2017 Li
D778,755 S 2/2017 Yang
9,584,775 B2 2/2017 Siminoff et al.
D781,736 S * 3/2017 Friedli D10/108

(Continued)

FOREIGN PATENT DOCUMENTS

CN 3081868D 7/1998
CN 300801060D 7/2008

(Continued)

Primary Examiner — George D Kirschbaum

Assistant Examiner — Joseph J Kukella

(74) *Attorney, Agent, or Firm* — Lathrop Gage LLP

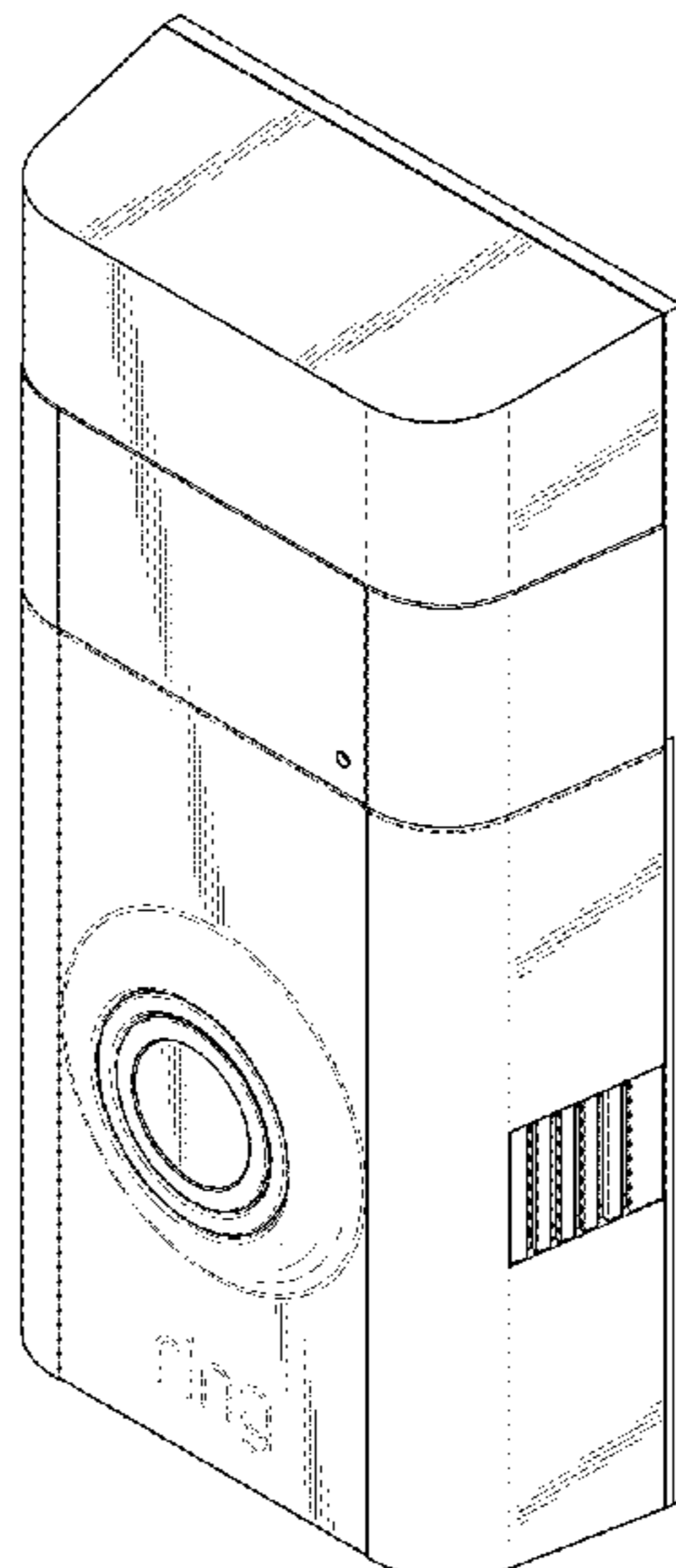
(57) **CLAIM**

The ornamental design for a wireless entrance communication device, as shown and described.

DESCRIPTION

FIG. 1 is a front perspective view of the wireless entrance communication device according to the present design; FIG. 2 is a front elevational view of the wireless entrance communication device of FIG. 1; FIG. 3 is a rear elevational view of the wireless entrance communication device of FIG. 1; FIG. 4 is a right-side elevational view of the wireless entrance communication device of FIG. 1, the left-side elevational view being a mirror image thereof; FIG. 5 is a top plan view of the wireless entrance communication device of FIG. 1; and, FIG. 6 is a bottom plan view of the wireless entrance communication device of FIG. 1. In the drawings, the broken lines depict environmental subject matter only and form no part of the claimed design.

1 Claim, 5 Drawing Sheets



(56)

References Cited

U.S. PATENT DOCUMENTS

D787,359 S 5/2017 Scalisi
 D788,061 S 5/2017 Siminoff
 D789,820 S * 6/2017 Siminoff D10/118.2

FOREIGN PATENT DOCUMENTS

CN 300955818D 7/2009
 CN 300974854D 8/2009
 CN 301122354D 1/2010
 CN 301478976 S 3/2011
 CN 301551981 S 5/2011
 CN 301611656 S 7/2011
 CN 301633680 S 8/2011
 CN 301665587 S 9/2011
 CN 301678882 S 9/2011
 CN 301853516 S 3/2012
 CN 301860768 S 3/2012
 CN 301895157 S 4/2012
 CN 301923959 S 5/2012
 CN 302143296 S 10/2012
 CN 302202377 S 11/2012
 CN 302241327 S 12/2012
 CN 302294861 S 1/2013
 CN 302445674 S 5/2013
 CN 302534164 S 8/2013
 CN 302670880 S 12/2013
 CN 302803522 S 4/2014
 CN 302888886 S 7/2014
 CN 302895510 S 7/2014
 CN 302993301 S 11/2014
 CN 303011099 S 11/2014
 CN 303032510 S 12/2014
 CN 303042049 S 12/2014
 CN 303095909 S 2/2015
 CN 303106808 S 2/2015
 CN 303127089 S 3/2015
 CN 303309010 S 7/2015
 CN 303415611 S 10/2015
 CN 303571661 S 1/2016
 CN 303603948 S 3/2016
 CN 303699968 S 6/2016
 CN 303701786 S 6/2016
 CN 303803938 S 8/2016
 CN 303838893 S 9/2016
 CN 303870855 S 9/2016
 CN 303911541 S 11/2016
 CN 303947146 S 11/2016
 CN 303958058 S 12/2016
 CN 303977113 S 12/2016
 CN 304005502 S 1/2017
 CN 304014195 S 1/2017
 CN 304045010 S 2/2017
 CN 304056650 S 2/2017
 CN 304056652 S 2/2017
 CN 304104367 S 4/2017
 CN 304116716 S 4/2017
 CN 304175743 S 6/2017
 CN 304191161 S 6/2017
 CN 304191165 S 6/2017
 CN 304270776 S 9/2017
 CN 304279388 S 9/2017
 CN 304306129 S 10/2017
 CN 304354072 S 11/2017
 EM 000044466-0004 10/2003

EM 000049390-0001 10/2003
 EM 000132790-0004 5/2004
 EM 000146642-0001 6/2004
 EM 000180823-0001 7/2004
 EM 000176672-0001 8/2004
 EM 000691977-0001 5/2007
 EM 000775986-0007 8/2007
 EM 000839311-0003 1/2008
 EM 000913298-0017 5/2008
 EM 000913298-0025 5/2008
 EM 000930722-0004 5/2008
 EM 001603069-0007 8/2009
 EM 001603069-0009 8/2009
 EM 001603069-0010 8/2009
 EM 001605163-0001 9/2009
 EM 001657867-0003 1/2010
 EM 001657867-0004 1/2010
 EM 001730946-0002 7/2010
 EM 002294181-0001 8/2013
 EM 002482158-0001 6/2014
 EM 002622332-0003 1/2015
 EM 002834226-002 11/2015
 EM 003435965-001 1/2017
 JP D1078633 7/2000
 JP D1125530 11/2001
 JP D1142159 5/2002
 JP D1142263 5/2002
 JP D1182477 8/2003
 JP D1182480 8/2003
 JP D1226392 12/2004
 JP D1226408 12/2004
 JP D1228616 1/2005
 JP D1244595 7/2005
 JP D1249477 8/2005
 JP D1249478 8/2005
 JP D1253840 10/2005
 JP D1254151 10/2005
 JP D1270247 5/2006
 JP D1281984 9/2006
 JP D1254084 10/2006
 JP D1254403 10/2006
 JP D1261906 1/2007
 JP D1335074 7/2008
 JP D1339864 9/2008
 JP D1376014 12/2009
 JP D1405982 1/2011
 JP D1524973 6/2015
 KR 30-0379366 4/2005
 KR 30-0485120 3/2008
 KR 30-0569757 8/2010
 KR 30-0589855 2/2011
 KR 30-0643504 5/2012
 KR 30-0665772 10/2012
 KR 30-0685224 3/2013
 KR 30-0778965 1/2015
 KR 30-0844291 3/2016
 KR 30-0866651 7/2016
 KR 30-0867682 8/2016
 KR 30-0890006 1/2017
 WO WODM060321-0001 5/2002
 WO WOD078154 5/2012
 WO WOD081439-0004 8/2013
 WO WOD082316-0003 12/2013
 WO WOD085822 3/2015
 WO WOD090425-0001 5/2016
 WO WOD094044-0001 1/2017

* cited by examiner

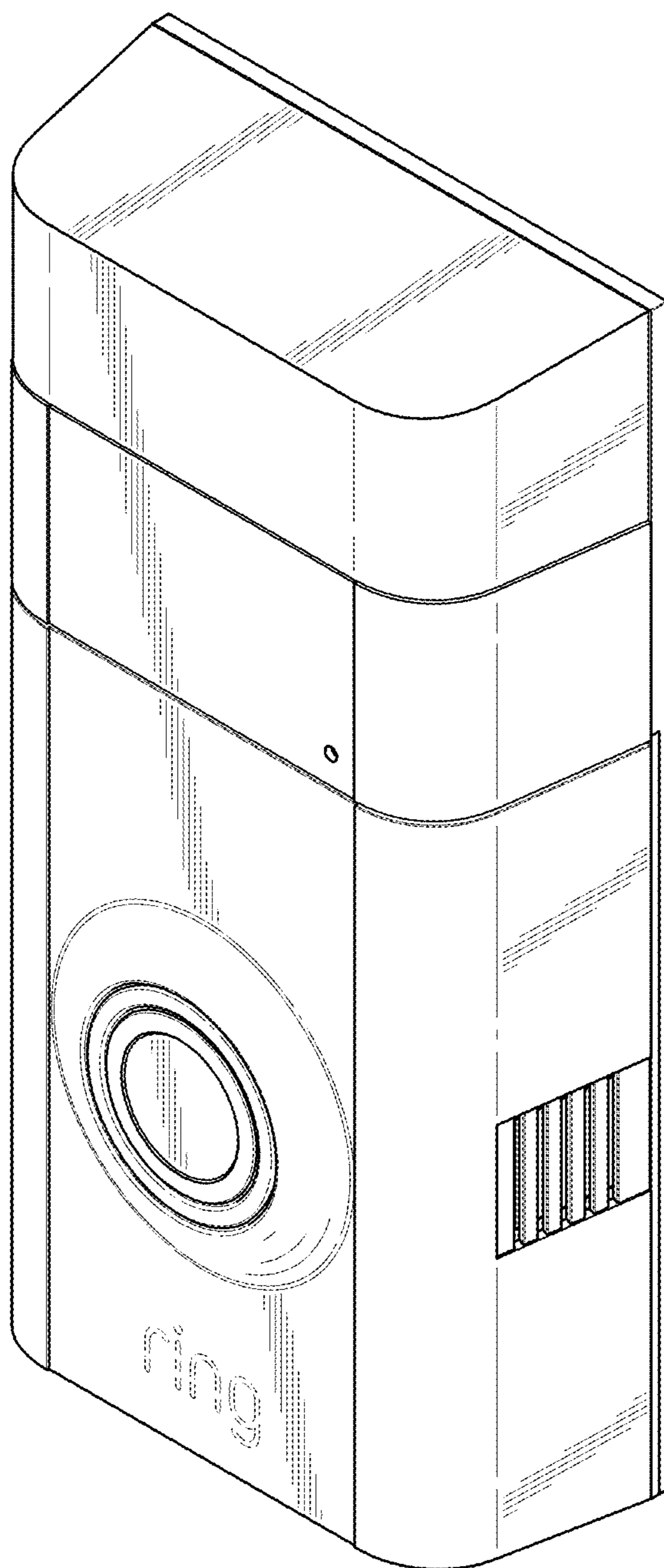


FIG. 1

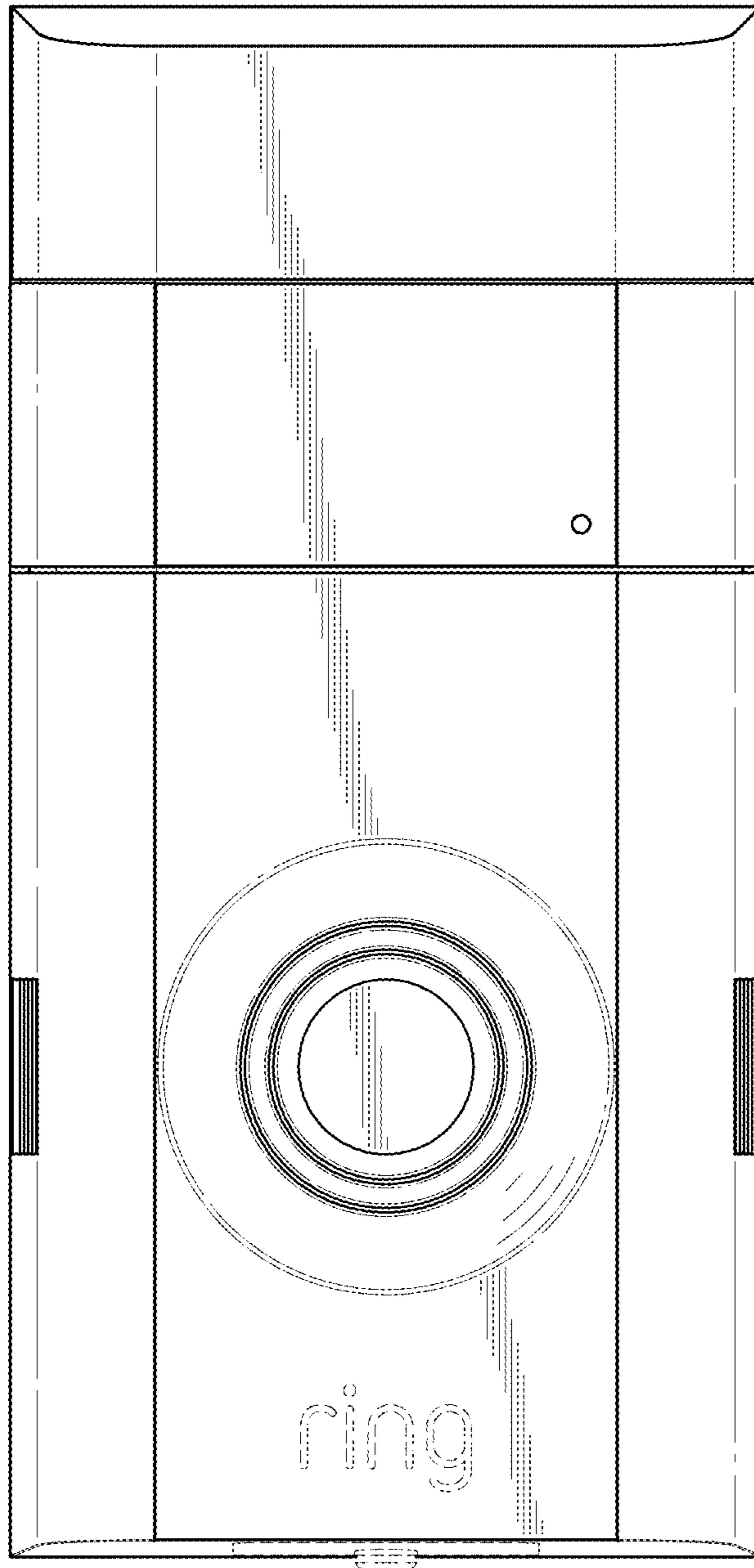


FIG. 2

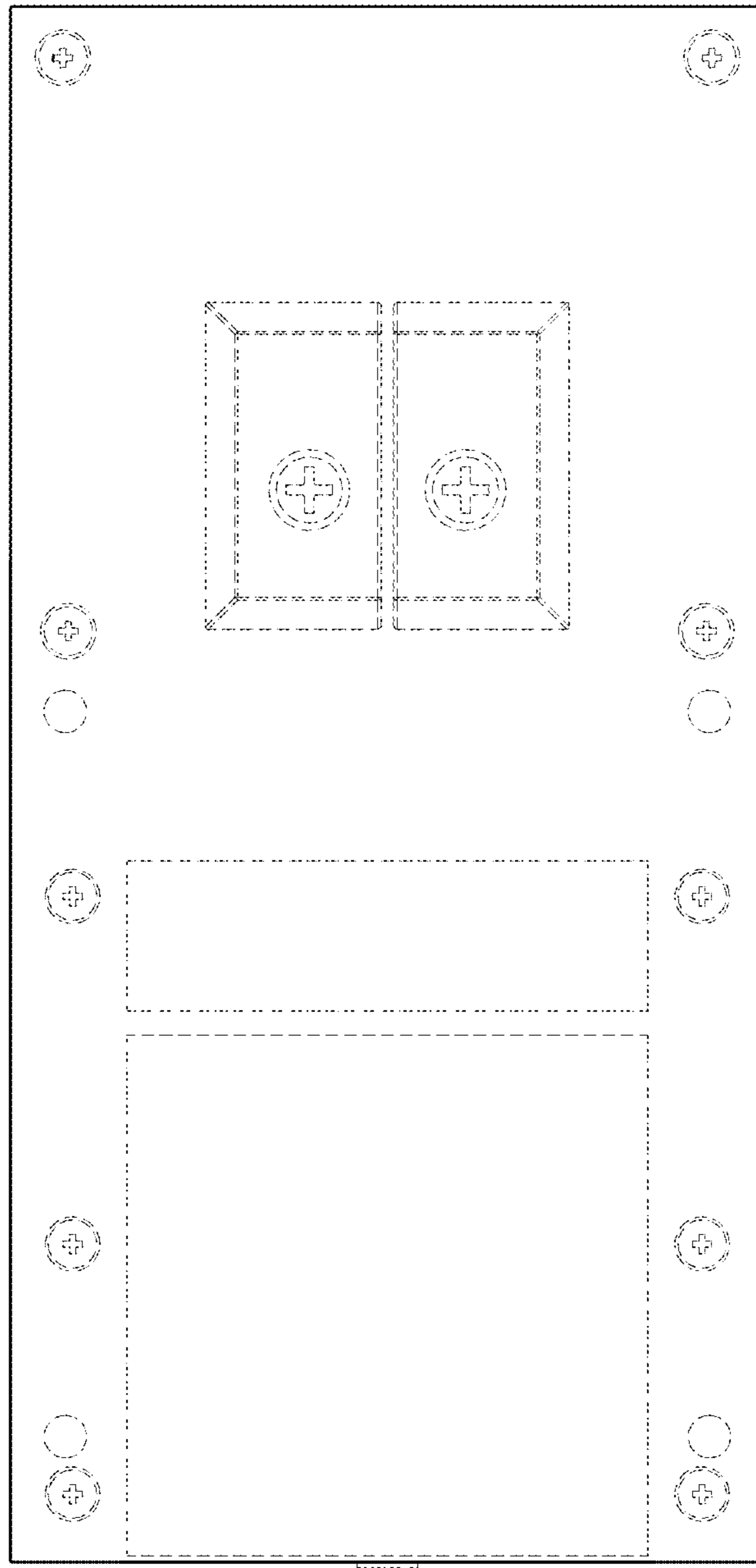


FIG. 3

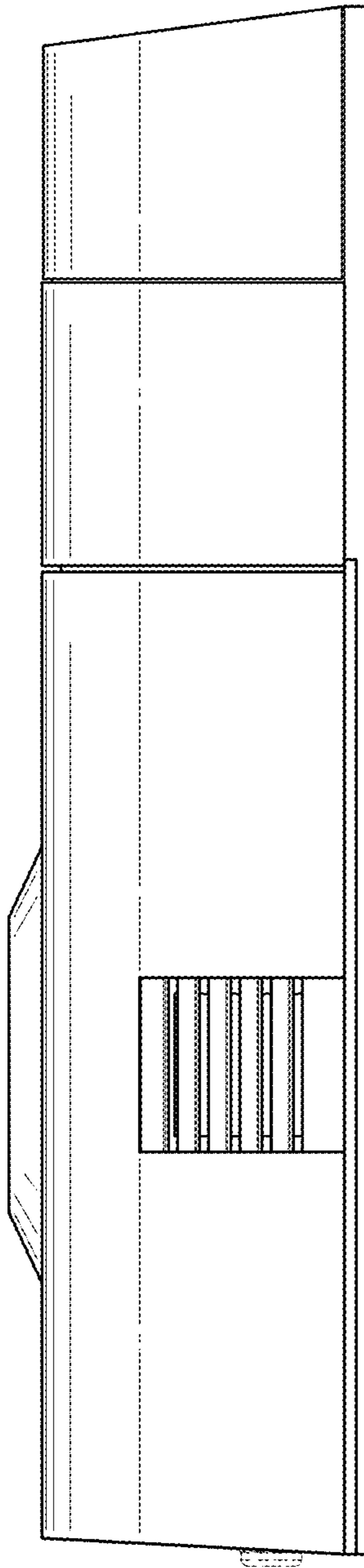


FIG. 4

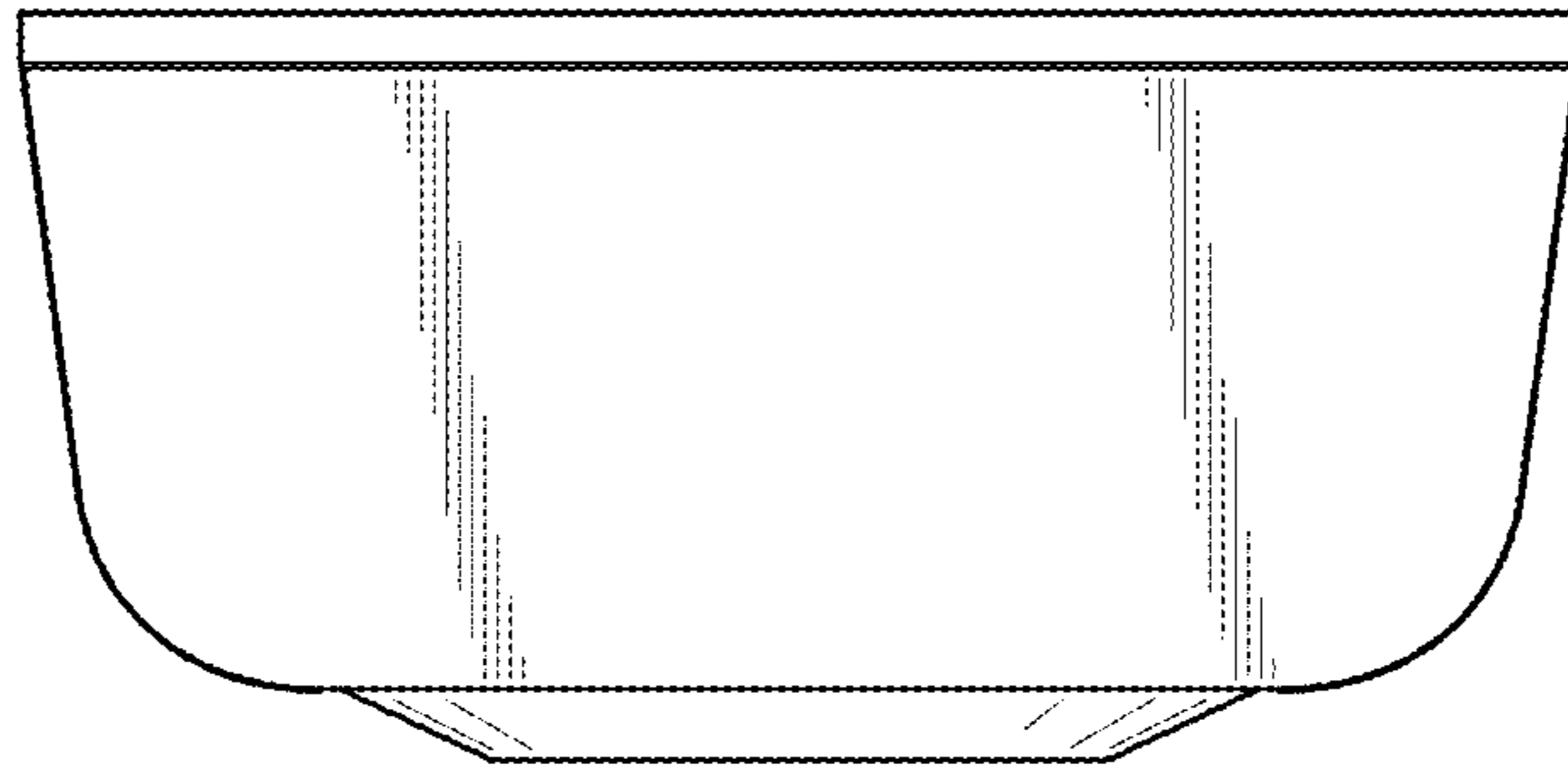


FIG. 5

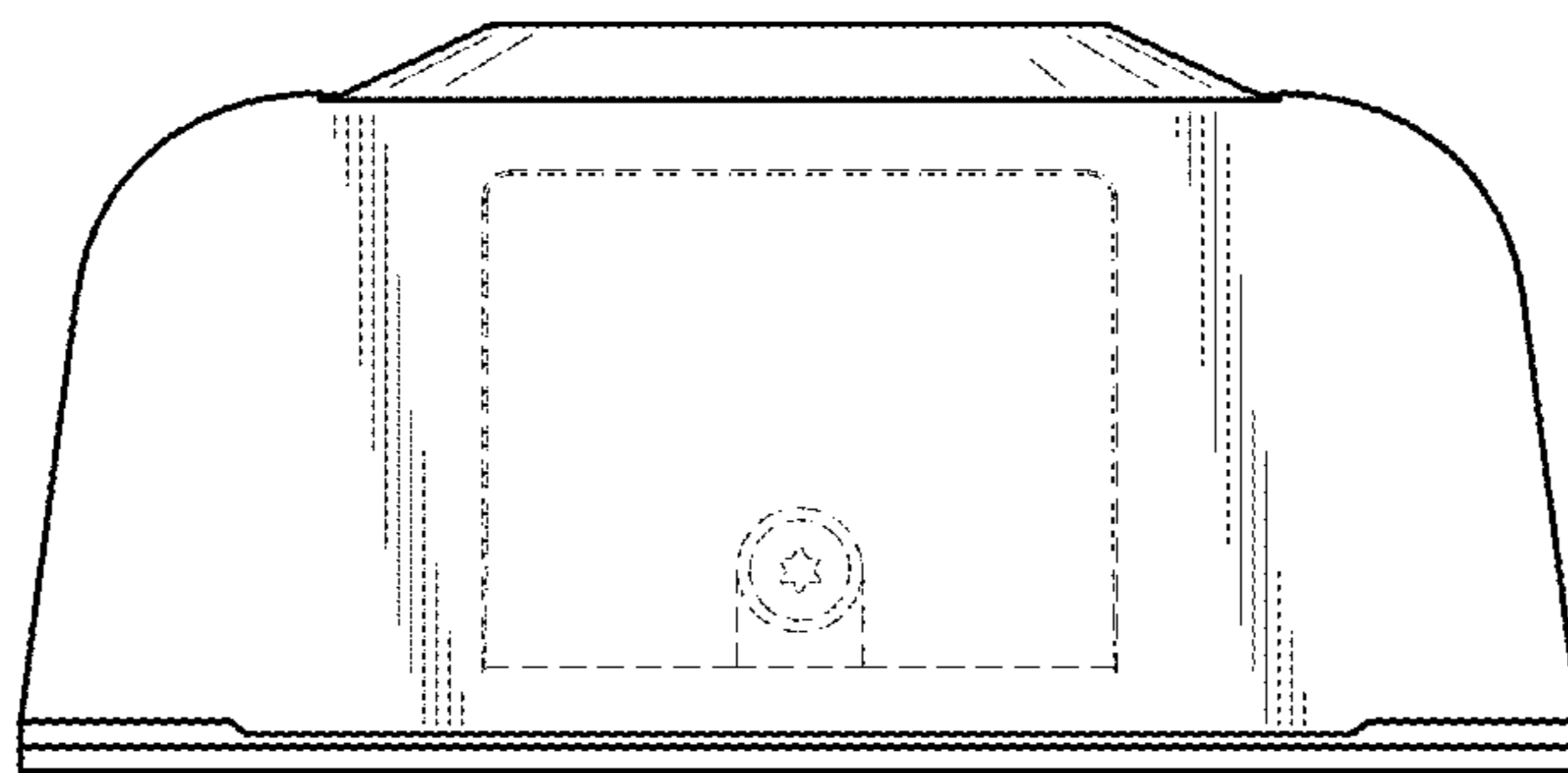


FIG. 6