

US00D830851S

(12) **United States Design Patent** (10) **Patent No.:** **US D830,851 S**  
**Chen et al.** (45) **Date of Patent:** **\*\* Oct. 16, 2018**

(54) **WATER BOTTLE**

(56) **References Cited**

(71) Applicant: **Darwin International Co., Ltd.**,  
Taiwan (TW)

(72) Inventors: **Jun-Lin Chen**, Zhubei (TW); **I-Chang Chen**, Zhubei (TW); **Hsuan-Hao Hsu**, Zhubei (TW); **Tsuan-Hung Chen**, Zhubei (TW); **Ping-Lun Chung**, Zhubei (TW); **Fang-Yu Chen**, Zhubei (TW); **Guan-Qun Ye**, Zhubei (TW)

U.S. PATENT DOCUMENTS

D234,939 S *	4/1975	Hagert et al. ....	D3/202
D474,975 S *	5/2003	DeBiasse .....	D9/521
D627,458 S *	11/2010	Bisson .....	D24/115
D690,501 S *	10/2013	Yetts .....	D3/202
D693,566 S *	11/2013	Martin .....	D3/202
D719,775 S *	12/2014	Price .....	D7/301
D744,343 S *	12/2015	Kahlau .....	D9/526
D751,848 S *	3/2016	Price .....	D7/300
D808,819 S *	1/2018	Gillman .....	D9/702

(73) Assignee: **DARWIN INTERNATIONAL CO., LTD.**, Zhubei (TW)

\* cited by examiner

*Primary Examiner* — Abraham Bahta

(\*\*) Term: **15 Years**

(74) *Attorney, Agent, or Firm* — Merchant & Gould P.C.

(21) Appl. No.: **29/618,809**

(57) **CLAIM**

(22) Filed: **Sep. 25, 2017**

The ornamental design for a water bottle, as shown and described.

(51) **LOC (11) Cl.** ..... **09-05**

(52) **U.S. Cl.**  
USPC ..... **D9/710**

**DESCRIPTION**

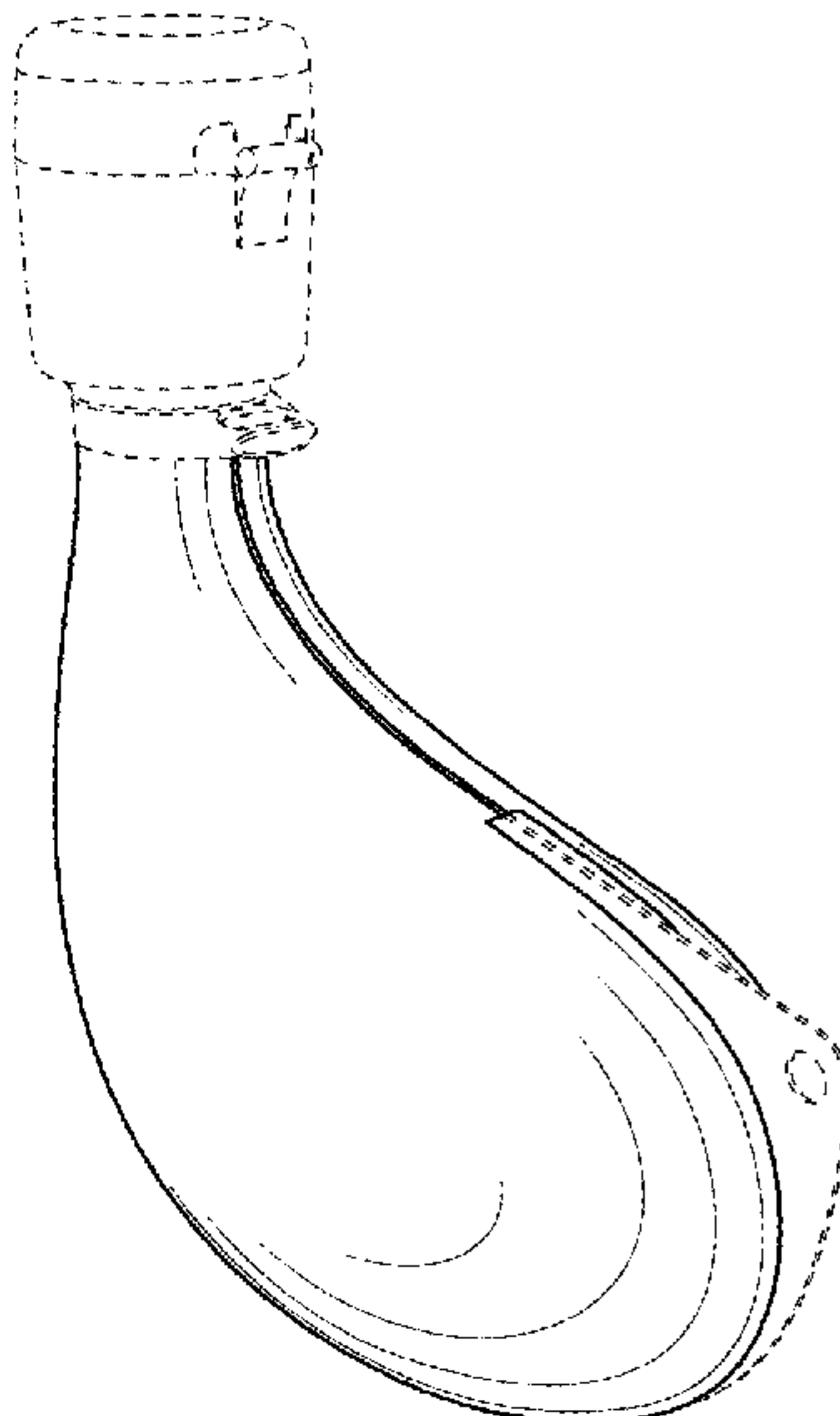
(58) **Field of Classification Search**  
USPC ..... D9/702–714, 443, 447, 499, 516–517, D9/523, 524, 526, 528, 530, 719, 572; D24/118, 207, 108; 383/6, 9, 22, 96, 383/61.1, 80–81, 104, 901, 63, 203, 107, 383/119–120, 123, 61.2, 44; 220/675, 220/495.03, 200, 288; 215/381–385, 400, 215/328, 316, 200, 217, 392, 393; 206/484; D3/202; 428/34.3, 35.2; 222/92, 215, 95, 107; 604/408, 403, 415; D7/606, 624, 514, 507, 509, 302, 317  
CPC ..... B65D 35/00; B65D 35/08; B65D 11/00; B65D 11/04; B65D 1/00; B65D 1/02; B65D 1/023; B65D 1/32; B65D 33/00; B65D 33/02; B65D 33/04; B65D 33/24; A45F 3/20; A45F 3/16

FIG. 1 is a left-side perspective view of the water bottle showing our new design;  
FIG. 2 is a left side view of the water bottle shown in FIG. 1;  
FIG. 3 is a right side view of the water bottle shown in FIG. 1;  
FIG. 4 is a rear view of the water bottle shown in FIG. 1;  
FIG. 5 is a front view of the water bottle shown in FIG. 1;  
FIG. 6 is a top view of the water bottle shown in FIG. 1; and,  
FIG. 7 is a bottom view of the water bottle shown in FIG. 1.

The broken line showing of portions of the water bottle is included for the purpose of illustrating environmental structure and forms no part of the claimed design.

See application file for complete search history.

**1 Claim, 2 Drawing Sheets**



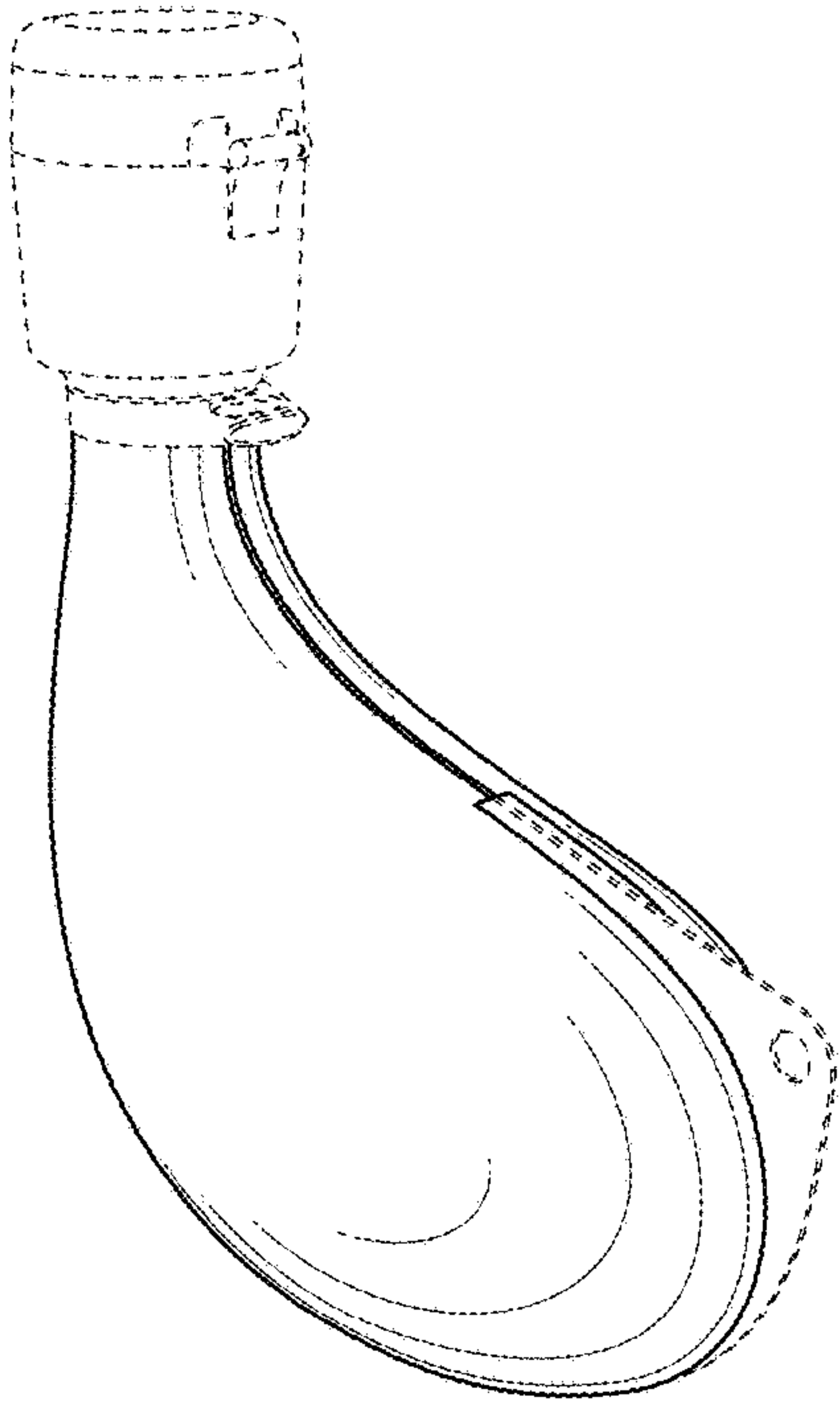


FIG. 1

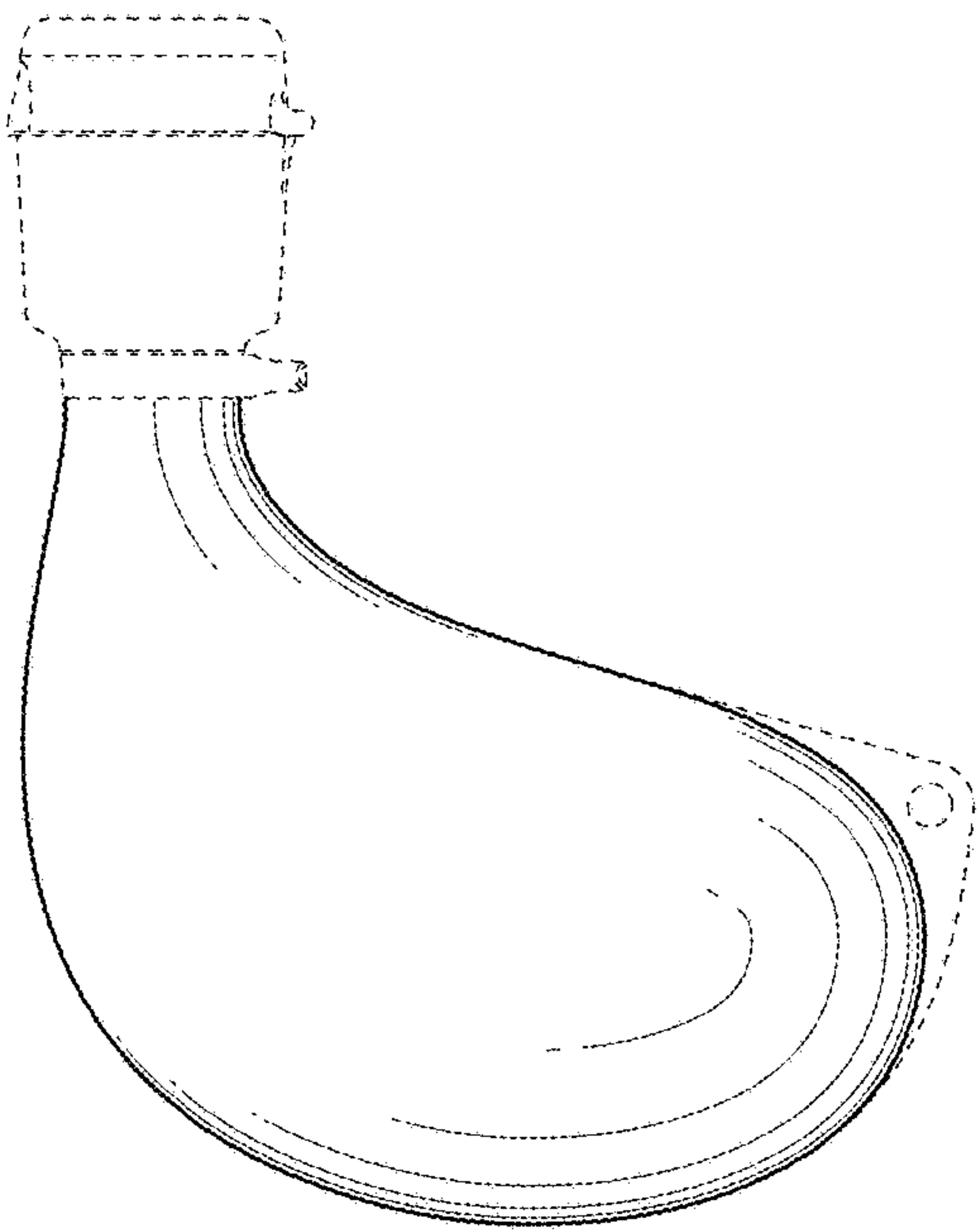


FIG. 2

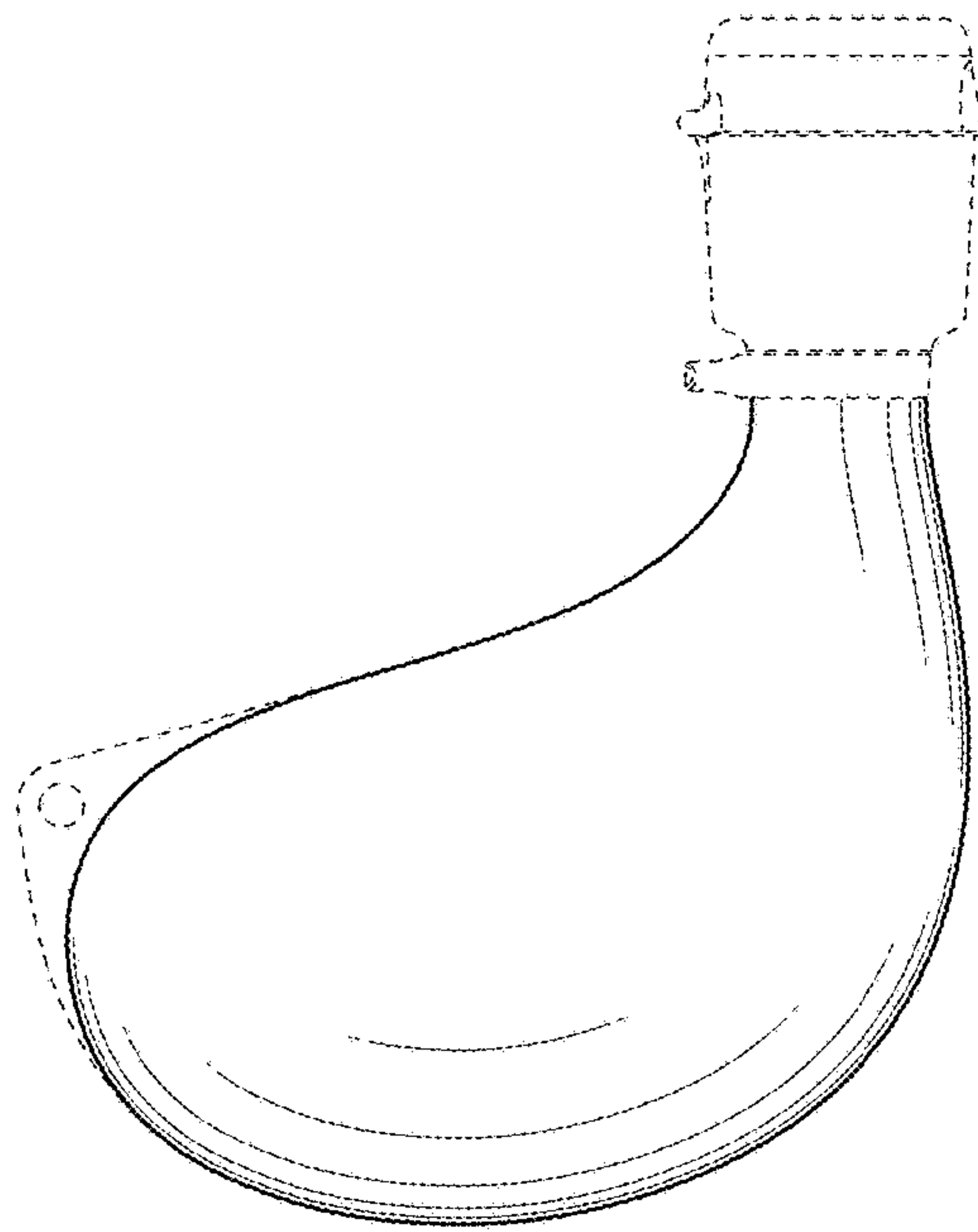


FIG. 3

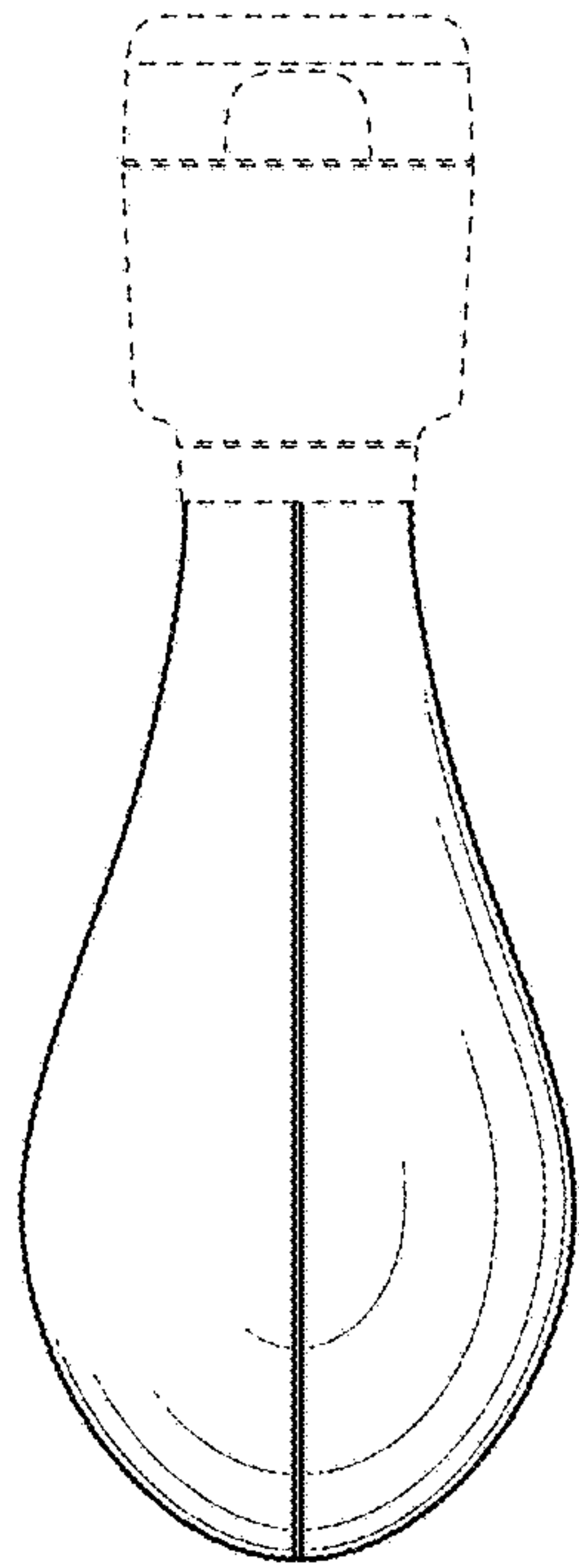


FIG. 4

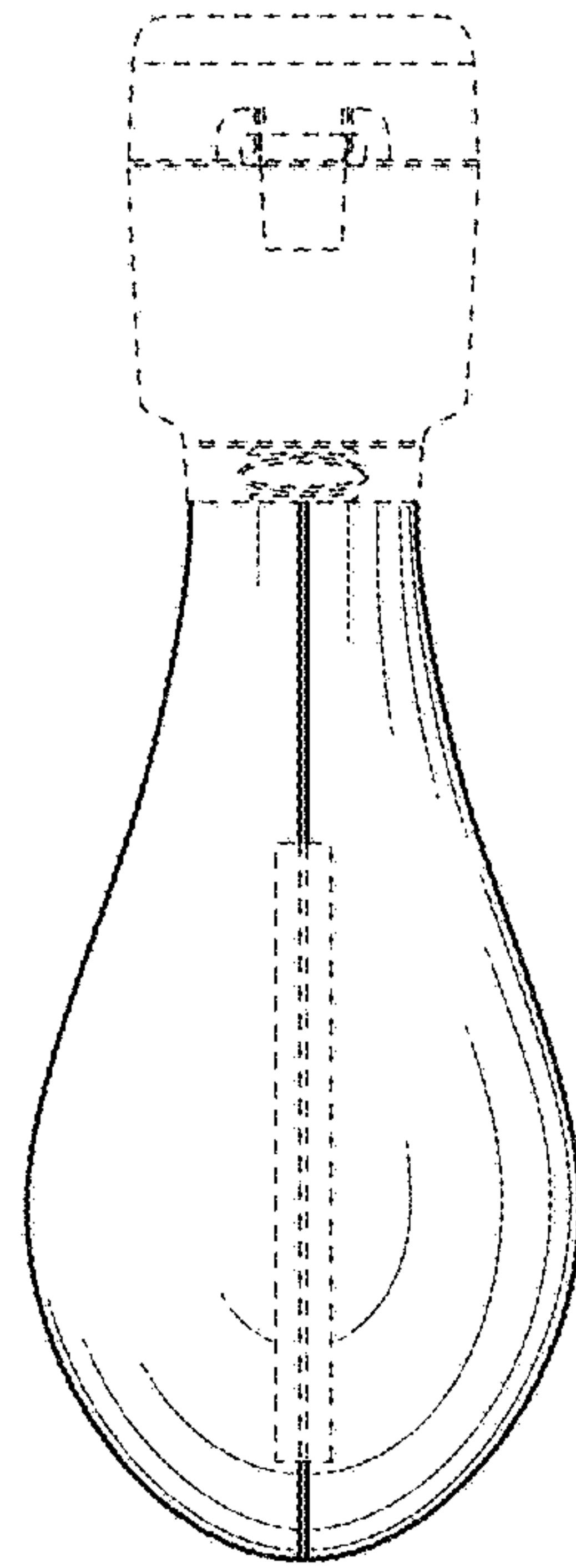


FIG. 5

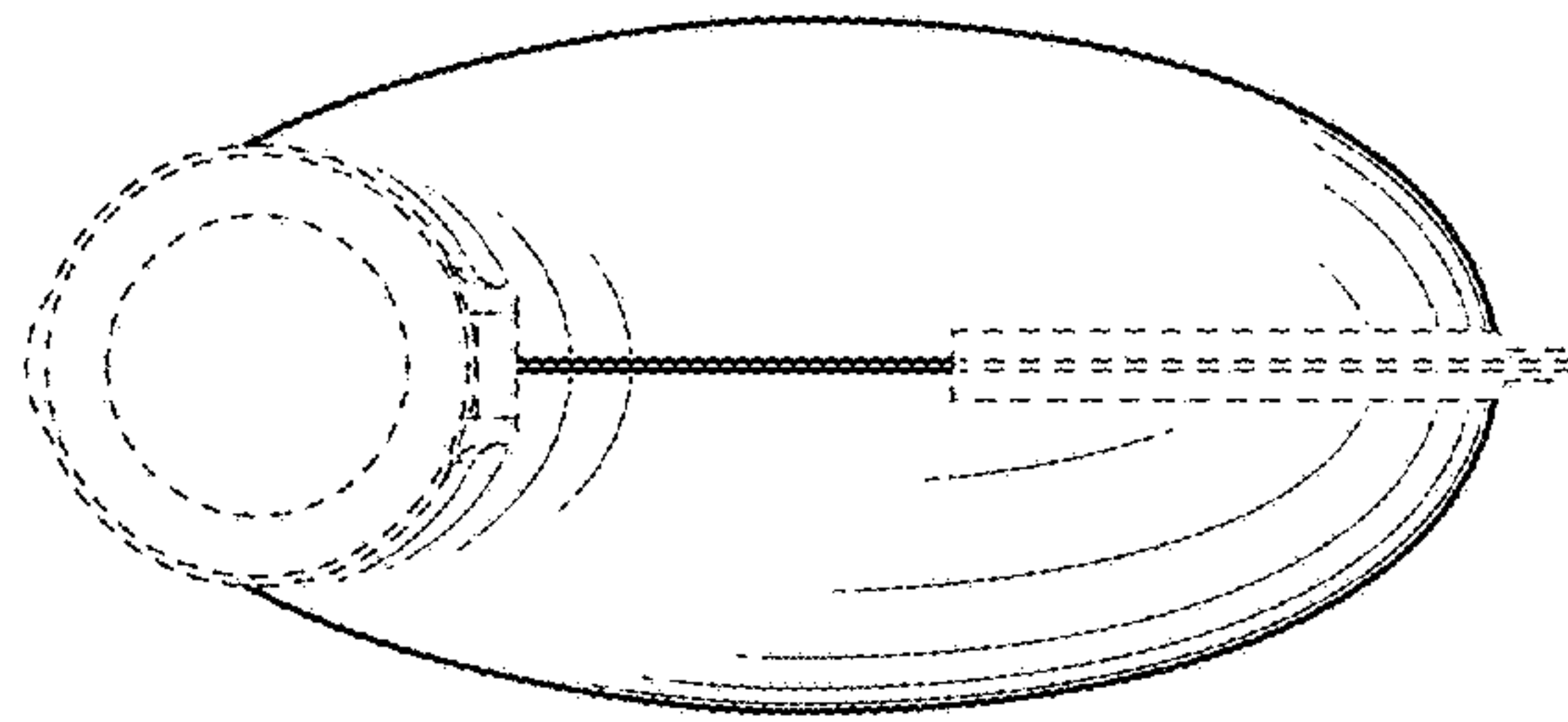


FIG. 6

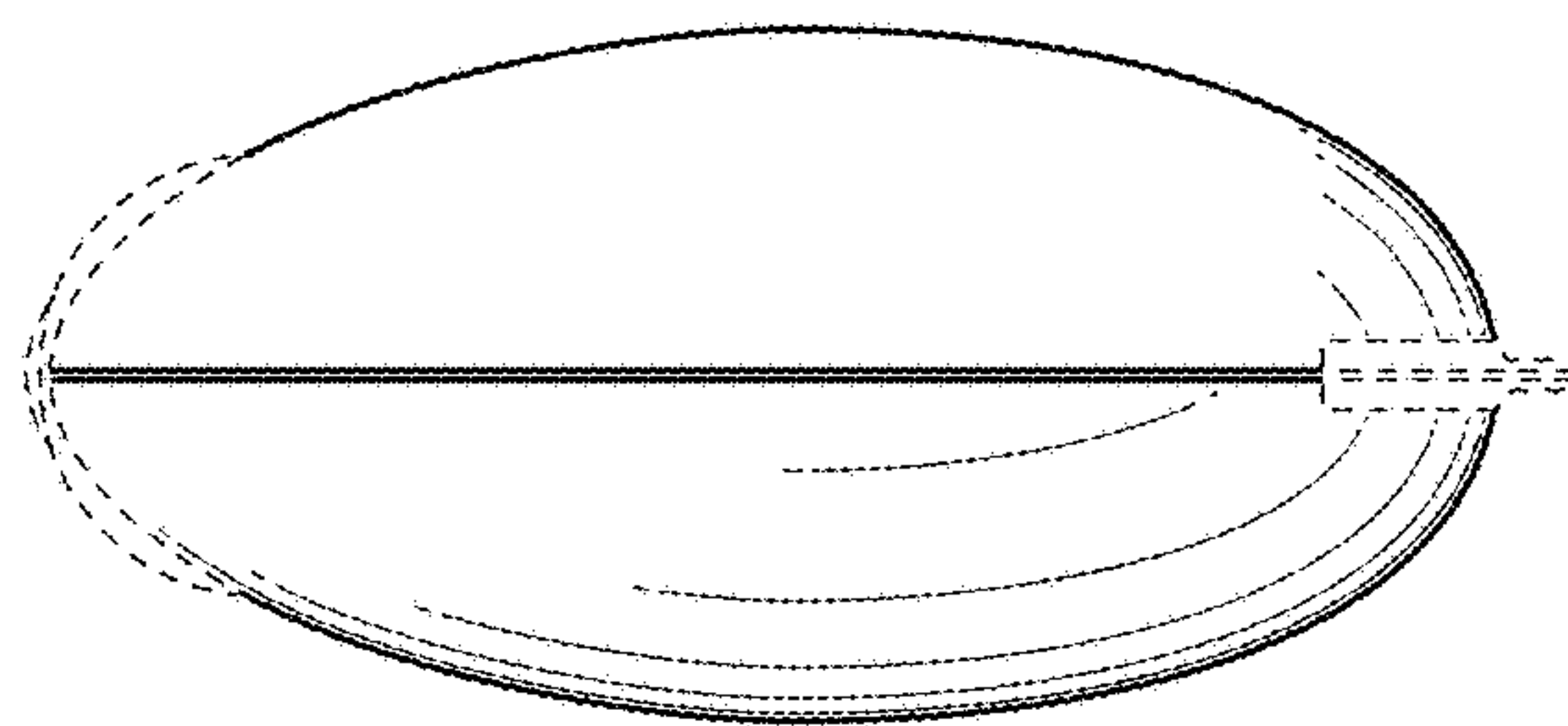


FIG. 7