



US00D830848S

(12) **United States Design Patent** (10) **Patent No.:** **US D830,848 S**
Sale et al. (45) **Date of Patent:** **** Oct. 16, 2018**

(54) **BAG HAVING BOTTOM CENTER HANDLE**

(56) **References Cited**

(71) Applicants: **Mark D. Sale**, Kailua Kona, HI (US);
Tara J. Saville, Kailua Kona, HI (US);
Jay B. Paulson, Waikoloa, HI (US)

U.S. PATENT DOCUMENTS

(72) Inventors: **Mark D. Sale**, Kailua Kona, HI (US);
Tara J. Saville, Kailua Kona, HI (US);
Jay B. Paulson, Waikoloa, HI (US)

D724,441 S *	3/2015	Fukuda	D9/707
D746,152 S *	12/2015	Murray	D9/707
D747,220 S *	1/2016	Farmer	D9/713
D751,416 S *	3/2016	Halverson, III	D9/702
D752,993 S *	4/2016	Halverson, III	D9/702
D786,695 S *	5/2017	Abang, Jr.	D9/703
D790,363 S *	6/2017	Halverson, III	D9/709
D809,780 S *	2/2018	Simms	D3/203.5
D809,928 S *	2/2018	Wigman	D9/703
D813,055 S *	3/2018	Hokes	D9/709

(**) Term: **15 Years**

* cited by examiner

(21) Appl. No.: **29/614,304**

(22) Filed: **Aug. 17, 2017**

Primary Examiner — Abraham Bahta

Related U.S. Application Data

(74) *Attorney, Agent, or Firm* — Sean D. Burdick

(63) Continuation-in-part of application No. 13/601,924,
filed on Aug. 31, 2012.

(51) **LOC (11) Cl.** **09-05**

(57) **CLAIM**

(52) **U.S. Cl.**

The ornamental design for a bag having bottom center handle, as shown and described.

USPC **D9/703**

(58) **Field of Classification Search**

DESCRIPTION

USPC D9/702–714, 719, 738–740, 517–518,
D9/522, 416, 435, 444, 460, 455, 414,
D9/499, 431–432; D7/560–562;
206/434, 426–427, 429–430, 485, 485.1,
206/499, 508, 431, 418–422, 588–594;
229/117.3, 185, 121, 122, 200, 207, 236,
229/87.01; 220/23.83; 150/100–118;
294/137, 152; 383/6, 10, 14, 20, 40, 33,
383/104–105, 117, 108, 120, 93, 121.1,
383/127; 428/34.3

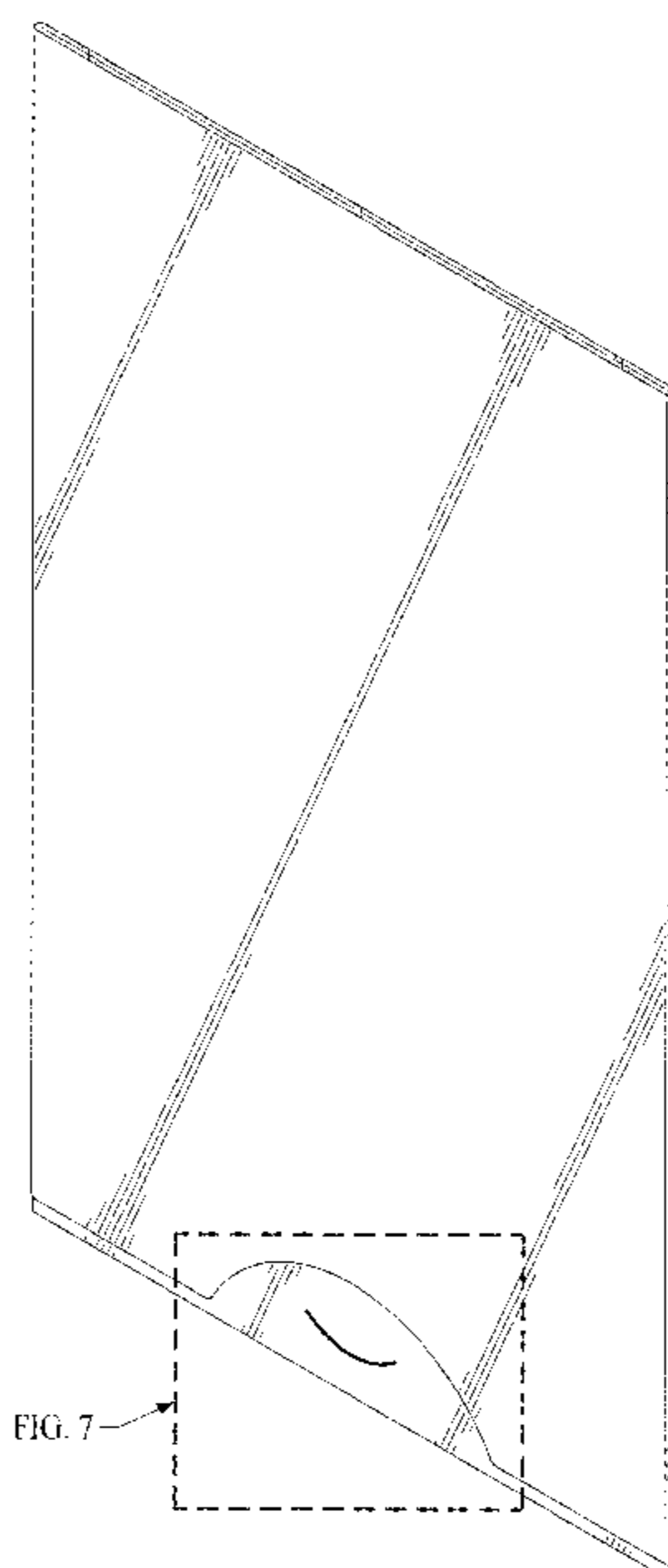
FIG. 1 is a front perspective view of a bag having bottom center handle, showing our new design.
FIG. 2 is a front elevation view thereof.
FIG. 3 is a rear elevation view thereof.
FIG. 4 is a right or left side view thereof.
FIG. 5 is a top view thereof.
FIG. 6 is a bottom view thereof; and,
FIG. 7 is a detail view of the bottom center handle area of the bag of FIG. 1.

CPC B65D 33/00; B65D 33/06; B65D 33/065;
B65D 33/14; B65D 33/1683; B65D
33/12; B65D 31/00; B65D 31/04; B65D
31/10; A45C 3/04; A45C 3/10

The broken line showing of a rectangle is included for the purpose of illustrating the detail of the bottom center handle of the bag and forms no part of the claimed design.

See application file for complete search history.

1 Claim, 4 Drawing Sheets






FIG. 7

FIG. 1




FIG. 2




FIG. 3



FIG. 4

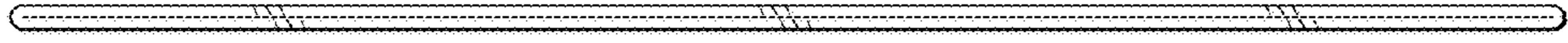


FIG. 5

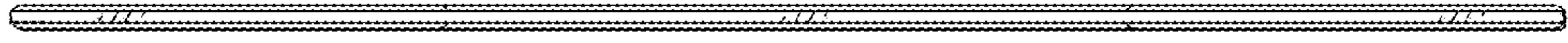


FIG. 6

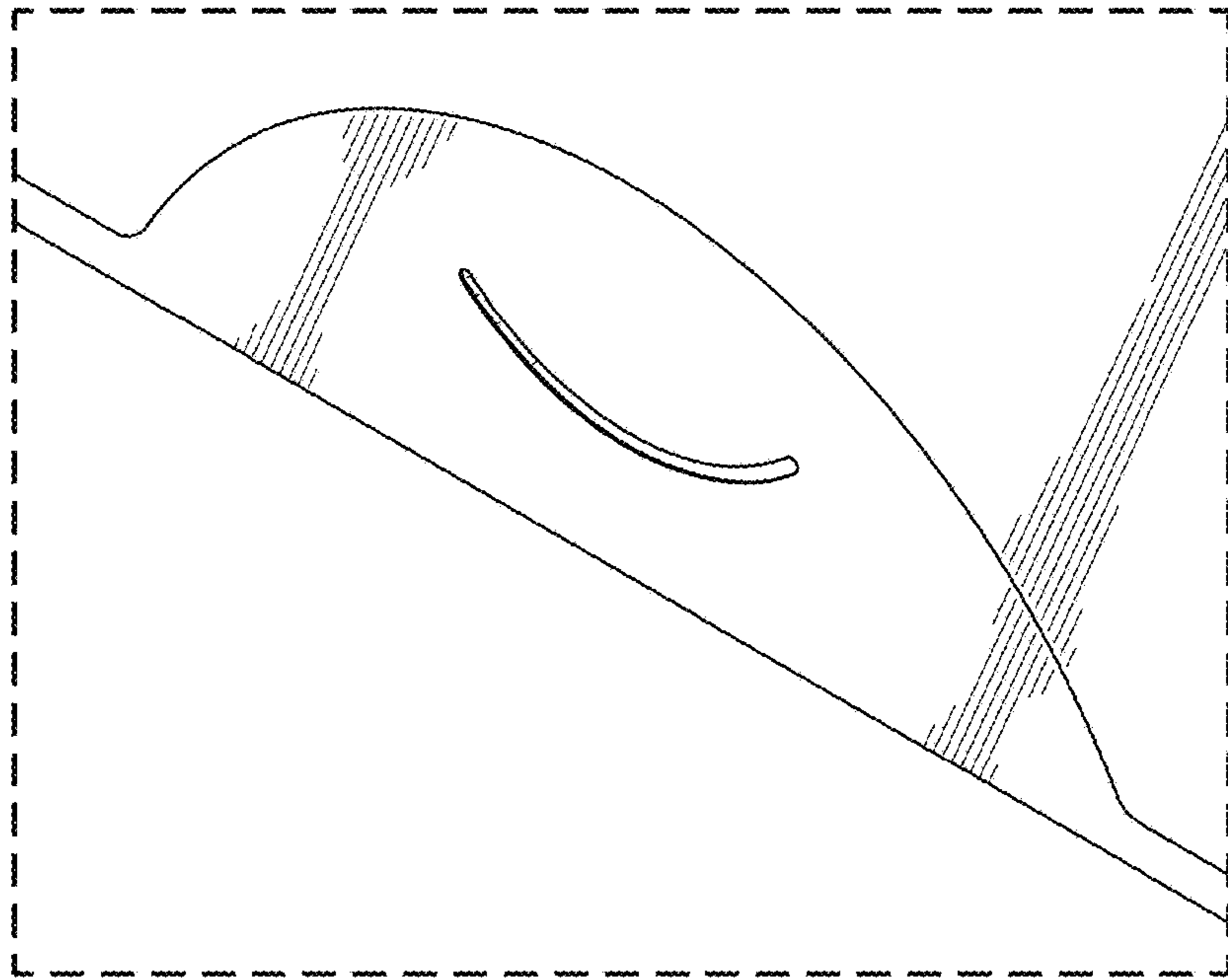


FIG. 7