



US00D830837S

(12) **United States Design Patent**
Pires et al.

(10) **Patent No.:** **US D830,837 S**

(45) **Date of Patent:** **** Oct. 16, 2018**

(54) **COSMETIC PACKAGE**

(71) Applicant: **Zen Design Solutions Limited,**
Kowloon (HK)

(72) Inventors: **Leo Clifford Pires,** Basking Ridge, NJ
(US); **Roger Hwang,** Maple (CA);
Smita Srivastava, New Delhi (IN)

(73) Assignee: **ZEN DESIGN SOLUTIONS**
LIMITED, Kowloon, Hong Kong (CN)

(**) Term: **15 Years**

(21) Appl. No.: **29/560,397**

(22) Filed: **Apr. 6, 2016**

(51) **LOC (11) Cl.** **09-01**

(52) **U.S. Cl.**
USPC **D9/529; D9/551; D9/543**

(58) **Field of Classification Search**
USPC D9/434, 435, 436, 449, 452, 454, 516,
D9/519, 521, 522, 529, 549, 551, 552,
D9/554, 555, 558, 575, 715, 719, 725,
D9/726, 728; D23/366, 367; D28/82,
D28/85, 90, 91.1

CPC A45D 33/18; A45D 19/02; A45D 34/02;
B65D 2543/00351; B65D 1/14

See application file for complete search history.

(56) **References Cited**

U.S. PATENT DOCUMENTS

D271,244 S *	11/1983	Martinez	D28/5
D342,341 S *	12/1993	Gentile	D28/7
D374,818 S *	10/1996	Poisson	D9/729
5,573,341 A *	11/1996	Iaia	A45D 40/04 401/172
D455,647 S *	4/2002	Cummings	D9/729
D455,655 S *	4/2002	Bunce	D9/521
D475,298 S *	6/2003	Corrigan	D9/529
D495,955 S *	9/2004	Storz	D9/529

D519,849 S *	5/2006	Schuller	D9/726
D527,638 S *	9/2006	Stolle	D9/522
D532,695 S *	11/2006	Grant	D9/521
D535,893 S *	1/2007	Shurtleff	D9/726
D541,172 S *	4/2007	McConville	D9/529
D541,670 S *	5/2007	McConville	D9/529
D542,673 S *	5/2007	Shurtleff	D9/729
D543,865 S *	6/2007	Walters	D9/684
D586,233 S *	2/2009	Carnduff	D9/729
D654,376 S *	2/2012	Song	D9/726
D690,202 S *	9/2013	Beck	D9/529
D708,784 S *	7/2014	Kim	D28/7
D741,182 S *	10/2015	Davis	D9/529

(Continued)

Primary Examiner — Ian Simmons

Assistant Examiner — Keith Frank

(74) *Attorney, Agent, or Firm* — Patterson + Sheridan,
LLP

(57) **CLAIM**

The ornamental design for a cosmetic package, as shown and described.

DESCRIPTION

FIG. 1 is a front perspective view of a cosmetic package showing our new design;

FIG. 2 is a bottom perspective view of the cosmetic package of FIG. 1;

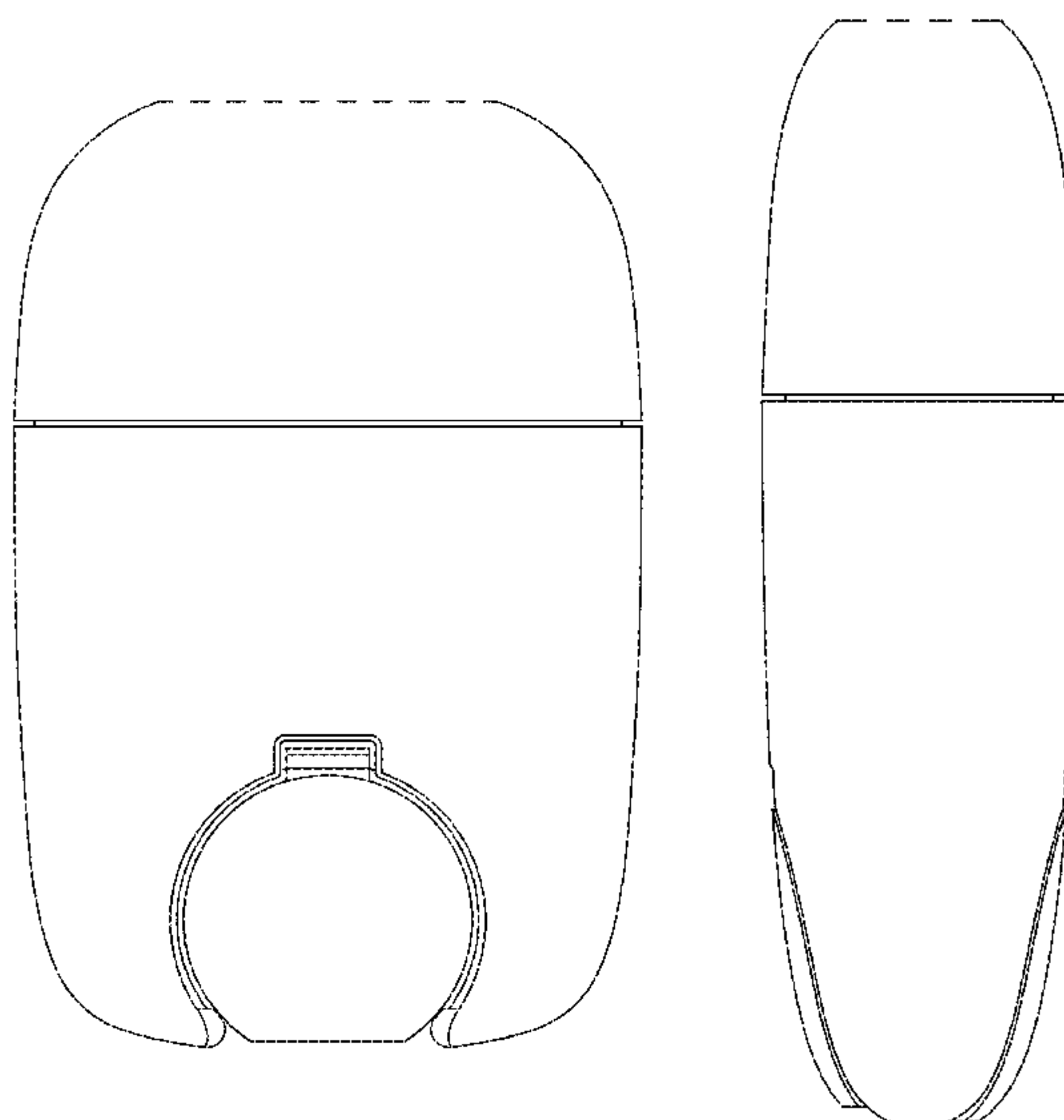
FIG. 3 is a front view of the cosmetic package of FIG. 1; FIG. 4 is a rear view of the cosmetic package of FIG. 1; FIG. 5 is a right side view of the cosmetic package of FIG. 1;

FIG. 6 is a left side view of the cosmetic package of FIG. 1; FIG. 7 is a top plan view of the cosmetic package of FIG. 1; and,

FIG. 8 is a bottom plan view of the cosmetic package of FIG. 1.

The broken lines in the drawings showing the cosmetic package illustrate the portions of the cosmetic package that form no part of the claimed design.

1 Claim, 8 Drawing Sheets



(56)

References Cited

U.S. PATENT DOCUMENTS

D752,442 S * 3/2016 O'Donahue D9/529
D787,074 S * 5/2017 Fang D24/186
D794,472 S * 8/2017 Hui D9/689

* cited by examiner

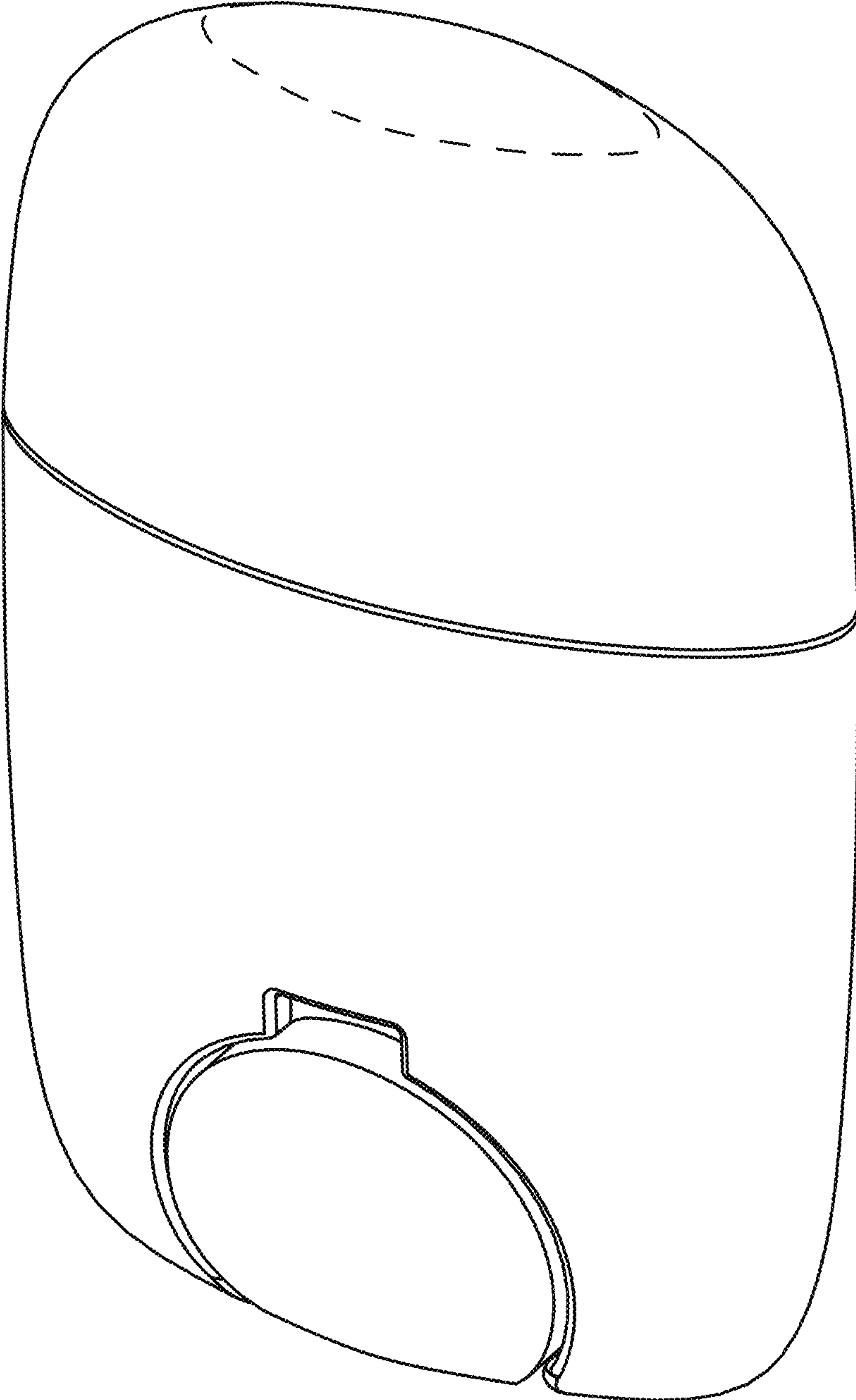


FIG. 1

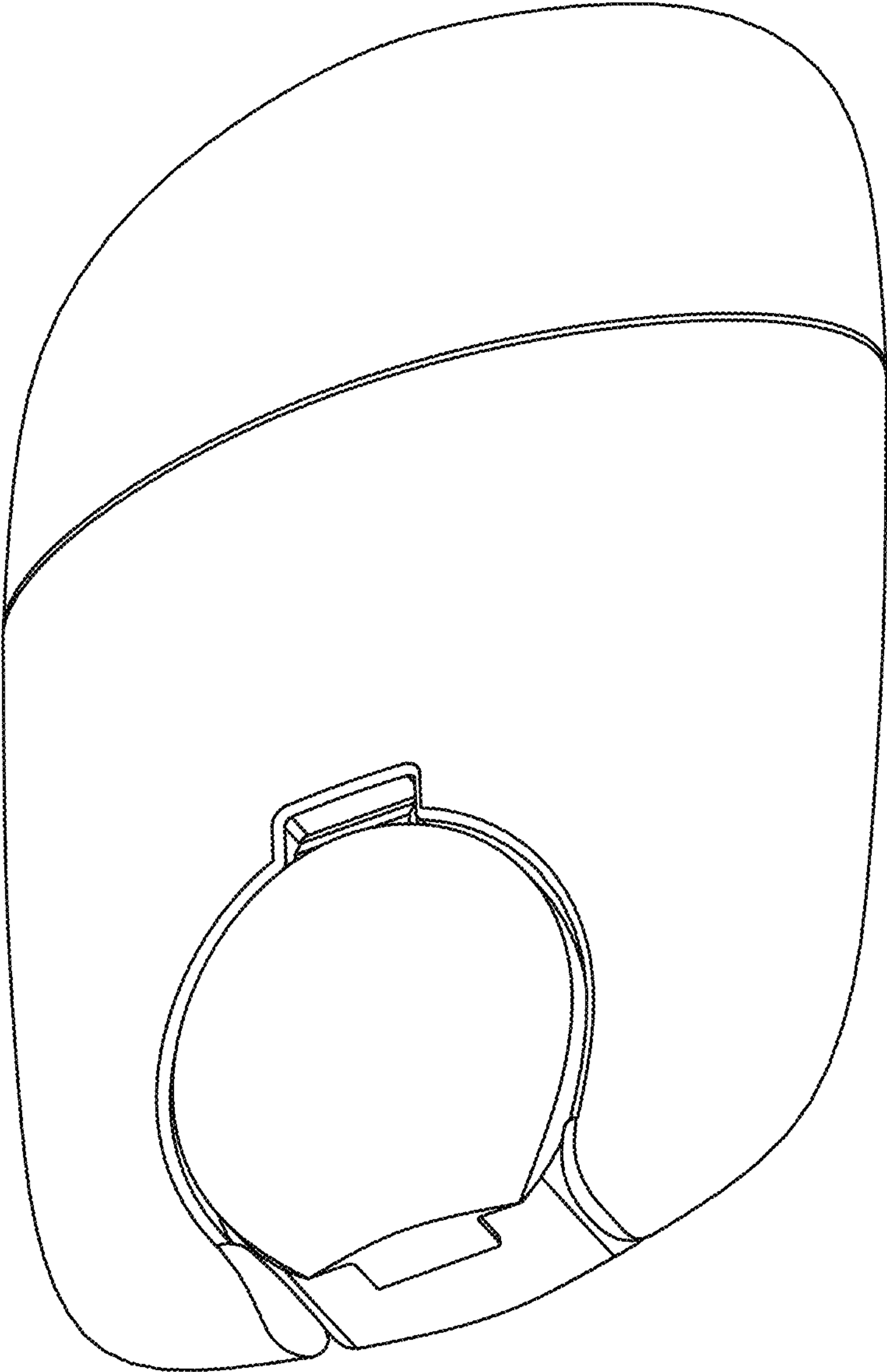


FIG. 2

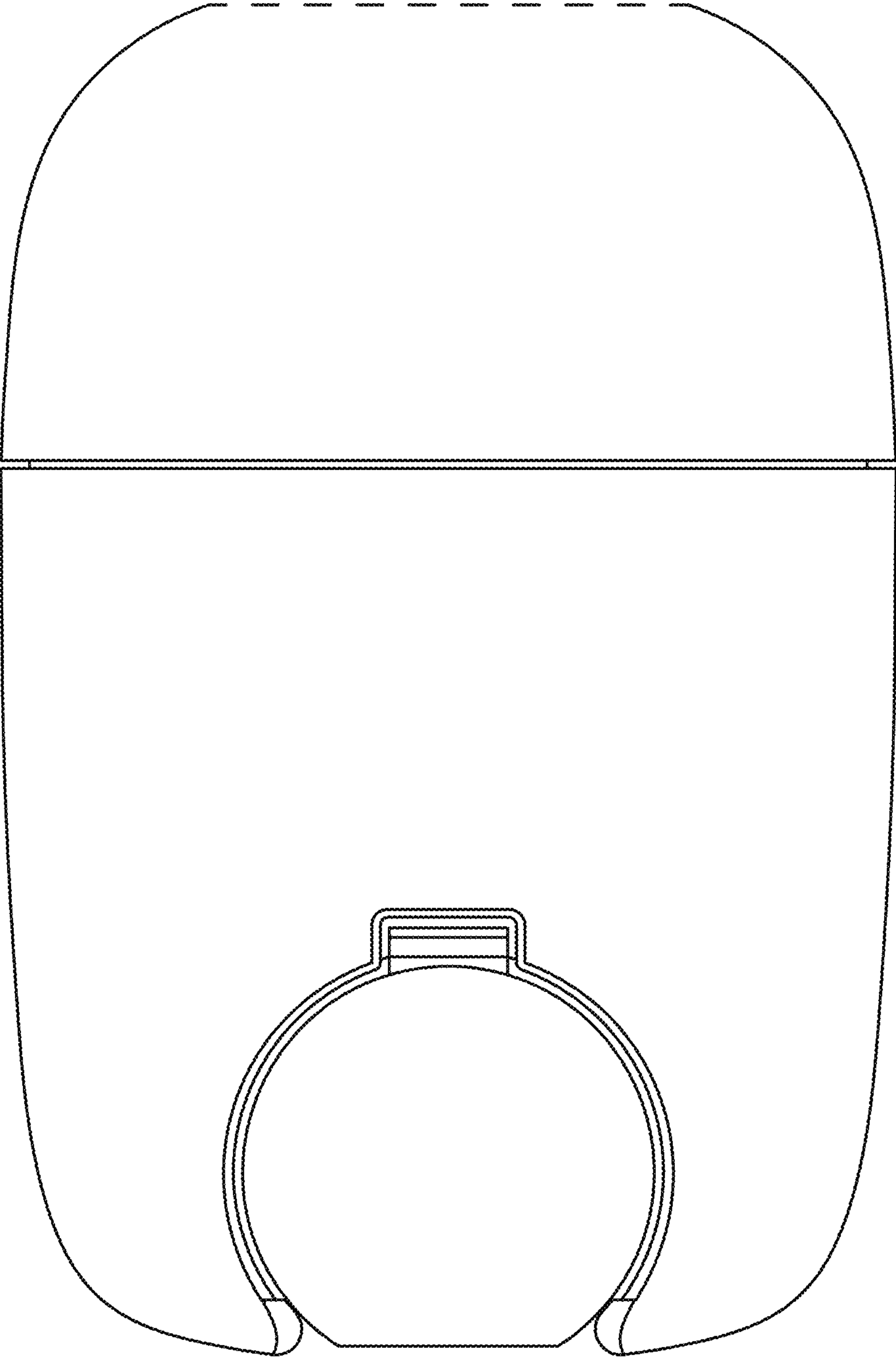


FIG. 3

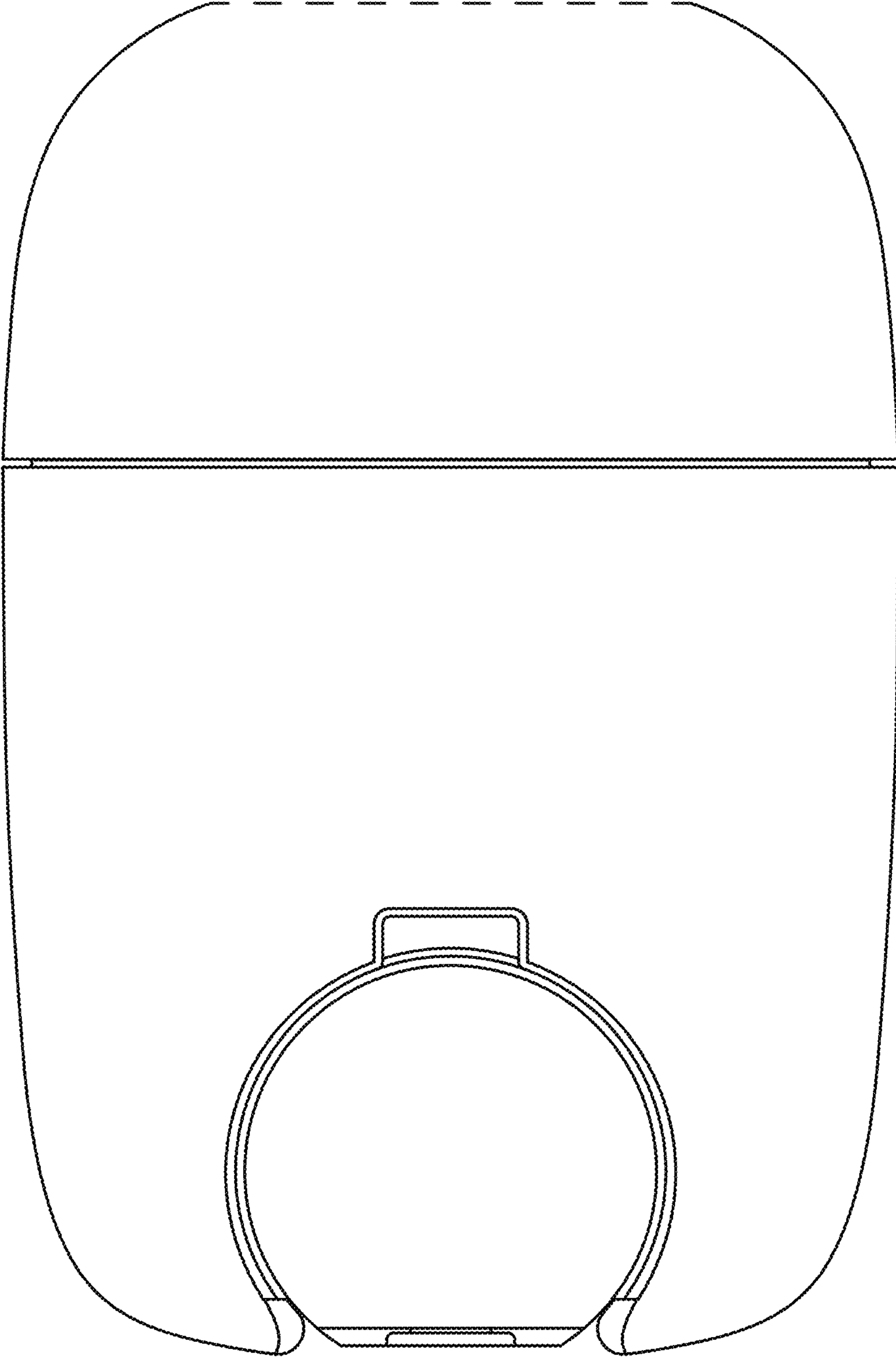


FIG. 4




FIG. 5




FIG. 6

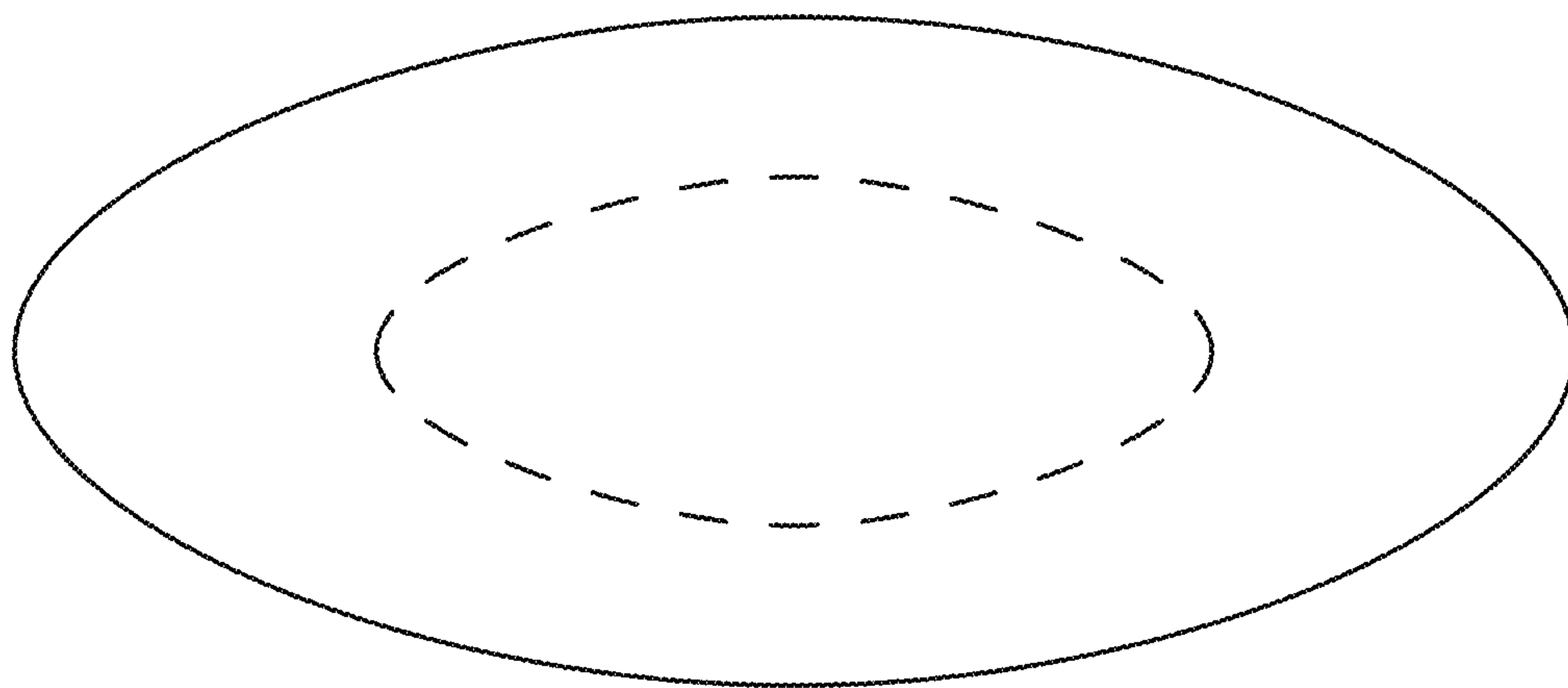


FIG. 7

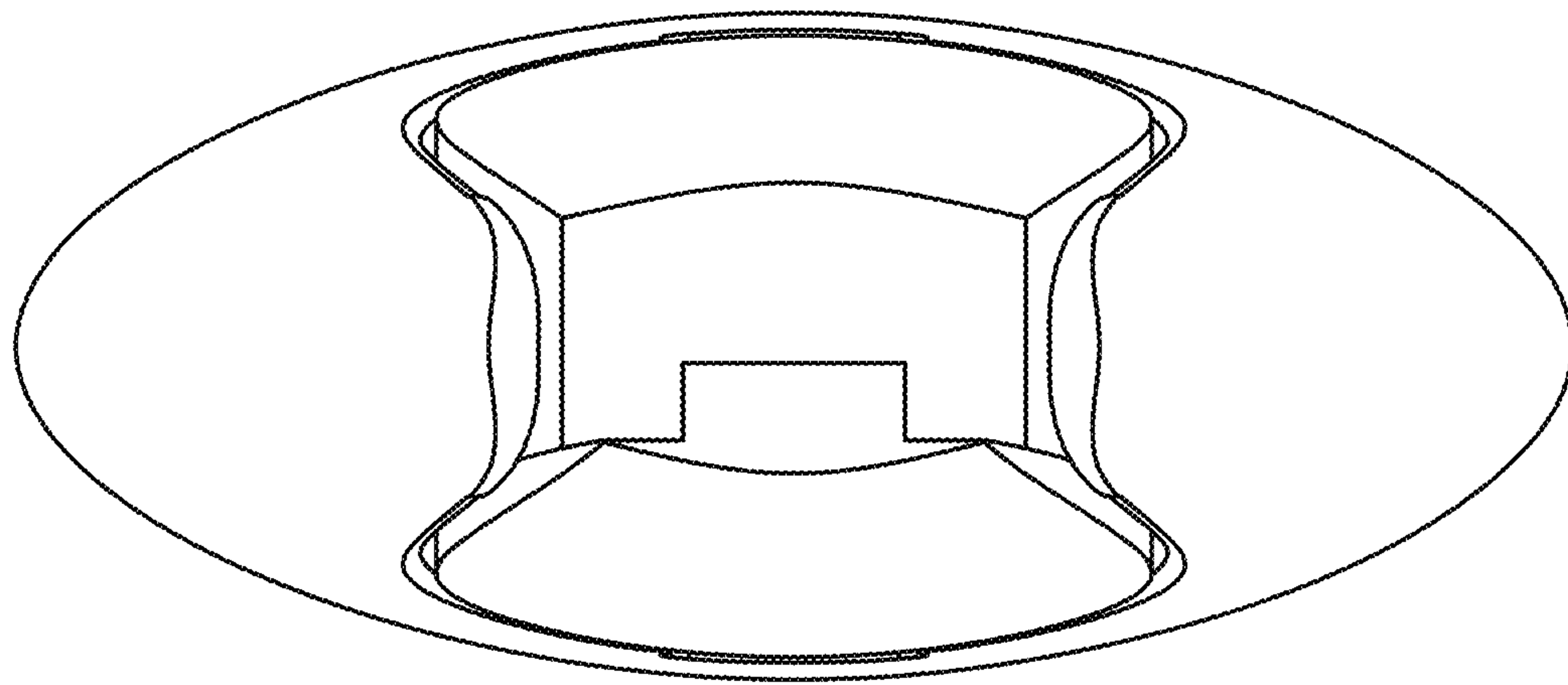


FIG. 8