



US00D830830S

(12) **United States Design Patent**
Kunst

(10) **Patent No.:** **US D830,830 S**

(45) **Date of Patent:** **** Oct. 16, 2018**

- (54) **BOTTLE**
- (71) Applicant: **PepsiCo, Inc.**, Purchase, NY (US)
- (72) Inventor: **Roland Kunst**, Bucharest (RO)
- (73) Assignee: **PepsiCo, Inc.**, Purchase, NY (US)
- (**) Term: **15 Years**
- (21) Appl. No.: **29/585,146**
- (22) Filed: **Nov. 21, 2016**

Related U.S. Application Data

- (63) Continuation of application No. 29/546,547, filed on Nov. 23, 2015, now Pat. No. Des. 779,950.
- (51) **LOC (11) Cl.** **09-01**
- (52) **U.S. Cl.**
USPC **D9/516; D9/552**
- (58) **Field of Classification Search**
USPC D9/682, 686-687, 689, 691-694, 725, D9/763, 772-773, 775, 779, 516, 519, D9/521-522, 526, 529-530, 537, 543, D9/549-550, 552, 226, 559-561, 565, D9/571, 574-575, 538, 556; 215/379, 215/381-385; 220/660, 669, 675
See application file for complete search history.

(56) **References Cited**

U.S. PATENT DOCUMENTS

D20,059 S	7/1890	Irwin
D85,918 S	1/1932	Dougdale
D101,483 S	10/1936	Mott
D101,810 S	11/1936	Fuerst
D112,941 S	1/1939	Fuerst
D124,328 S	12/1940	Nagle
D178,917 S	10/1956	England et al.
D190,835 S	7/1961	Fuerst et al.

D197,905 S	4/1964	Friedman et al.
D212,276 S	9/1968	Lodding et al.
D216,361 S	12/1969	Pappas
D264,434 S	5/1982	Pettengill
D305,984 S	2/1990	Alberghini et al.
D358,547 S	5/1995	Darr
D376,035 S	11/1996	Boucheron
5,593,056 A *	1/1997	Mero B65D 1/0223 215/382
D387,284 S *	12/1997	Briggs D9/538
D406,065 S	2/1999	Cheng
D415,681 S	10/1999	Yourist
D443,519 S	6/2001	Warner et al.
D462,013 S	8/2002	Iizuka et al.
D474,977 S	5/2003	Yourist et al.
D479,131 S	9/2003	Warner et al.
D495,601 S *	9/2004	Klemm D9/516

(Continued)

Primary Examiner — Dana Meyrow

(74) *Attorney, Agent, or Firm* — Sterne, Kessler, Goldstein & Fox P.L.L.C.

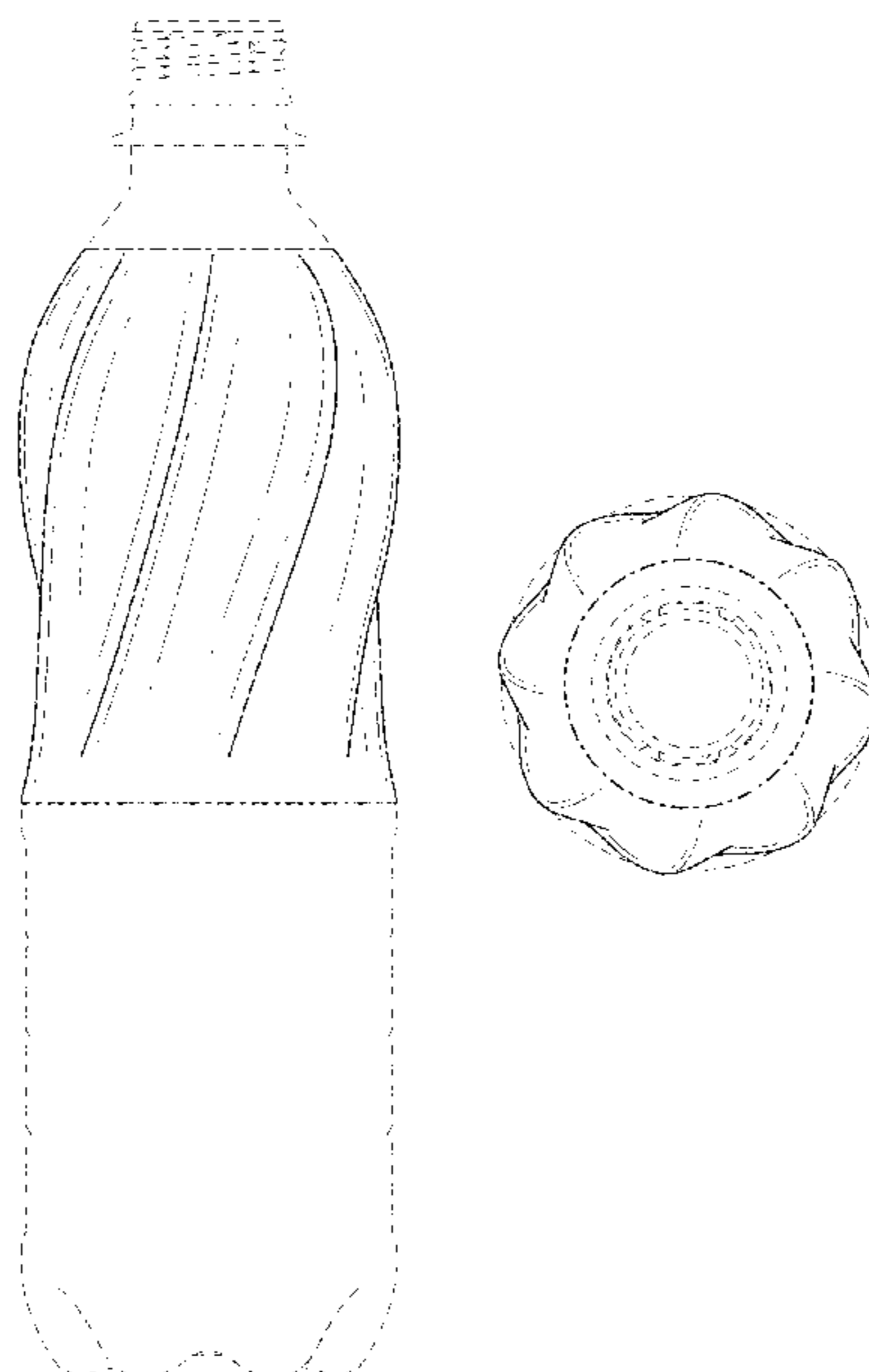
(57) **CLAIM**

The ornamental design for a bottle, as shown and described.

DESCRIPTION

FIG. 1 is a top front perspective view of a bottle showing the claimed design;
 FIG. 2 is a front view thereof;
 FIG. 3 is a rear view thereof;
 FIG. 4 is a left side view thereof;
 FIG. 5 is a right side view thereof;
 FIG. 6 is a top view thereof; and,
 FIG. 7 is a bottom view thereof.
 The dashed broken lines in the figures show portions of the bottle that form no part of the claimed design.
 The dot-dash broken lines in the figures show boundaries that form no part of the claimed design.

1 Claim, 4 Drawing Sheets



(56)

References Cited

U.S. PATENT DOCUMENTS

D495,608 S *	9/2004	Klemm	D9/552
D522,873 S	6/2006	Forget et al.	
D527,265 S	8/2006	Brandt et al.	
D594,344 S	6/2009	Walsh et al.	
8,714,385 B2 *	5/2014	Jung	B65D 23/04 215/379
D714,155 S	9/2014	Tanaka et al.	
D779,950 S *	2/2017	Kunst	D9/538
D784,768 S *	4/2017	Lee	D7/511
D789,207 S *	6/2017	Peacock	D9/552
2011/0114596 A1 *	5/2011	Jung	B65D 1/0246 215/382

* cited by examiner

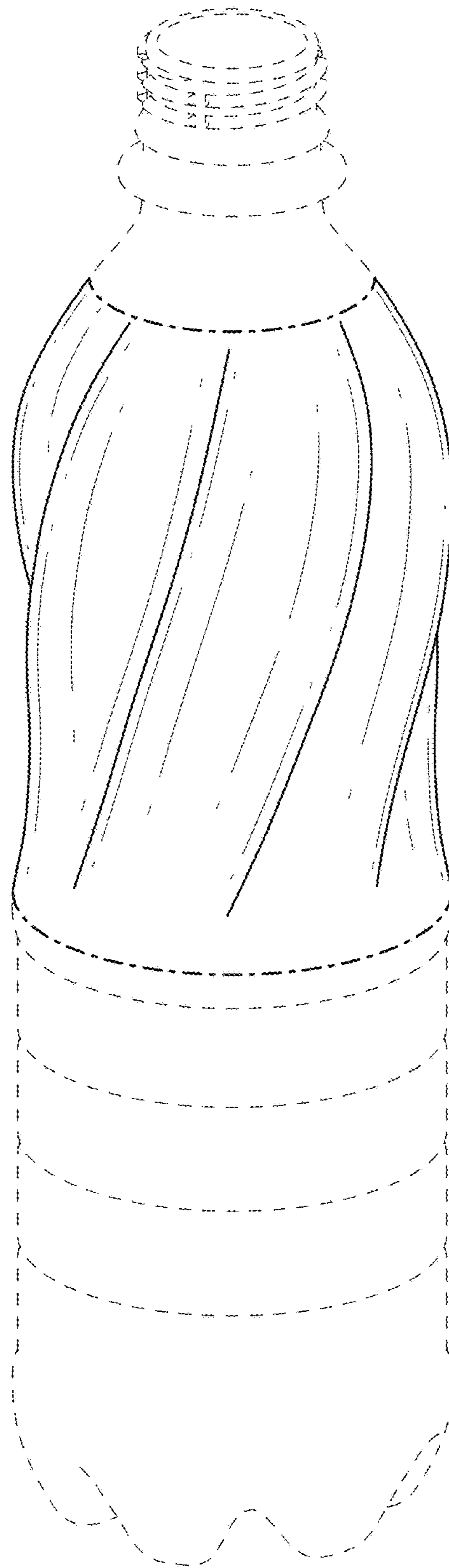


FIG. 1

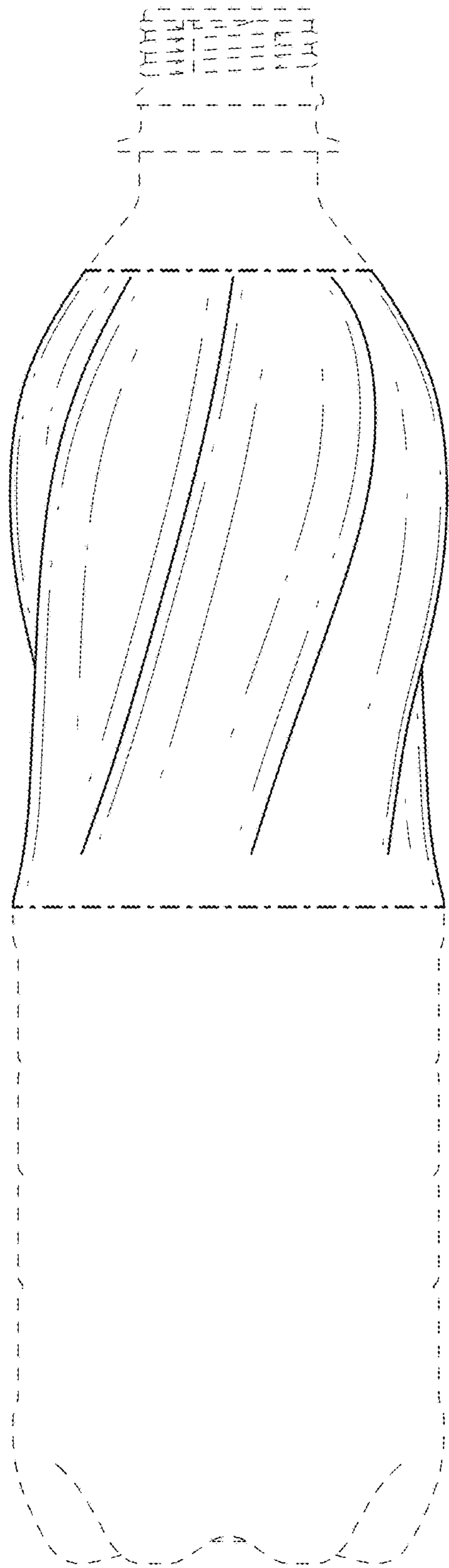


FIG. 2

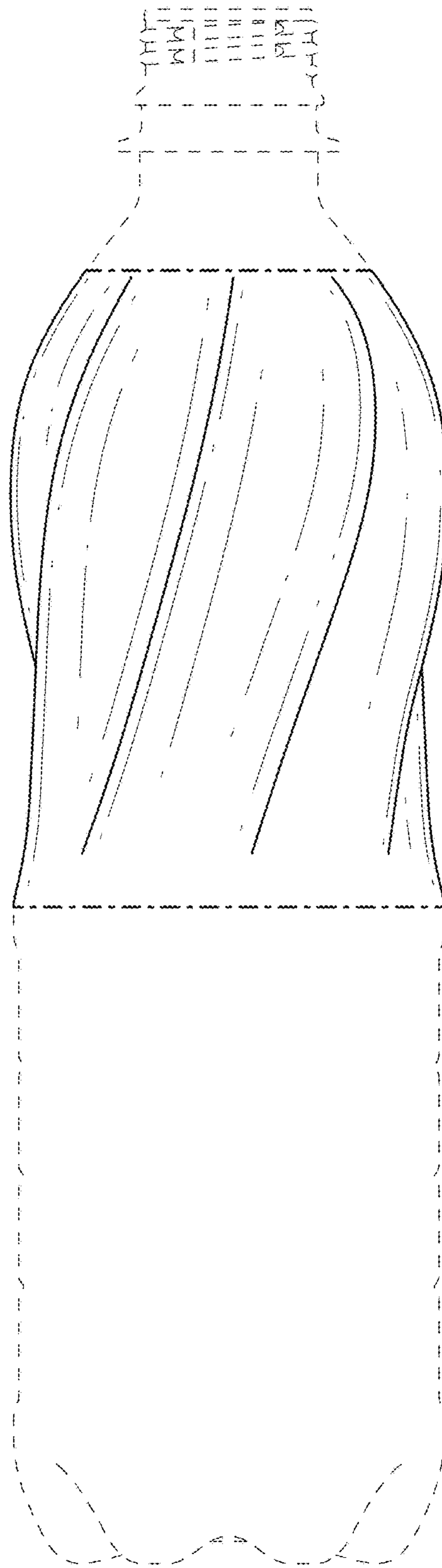


FIG. 3

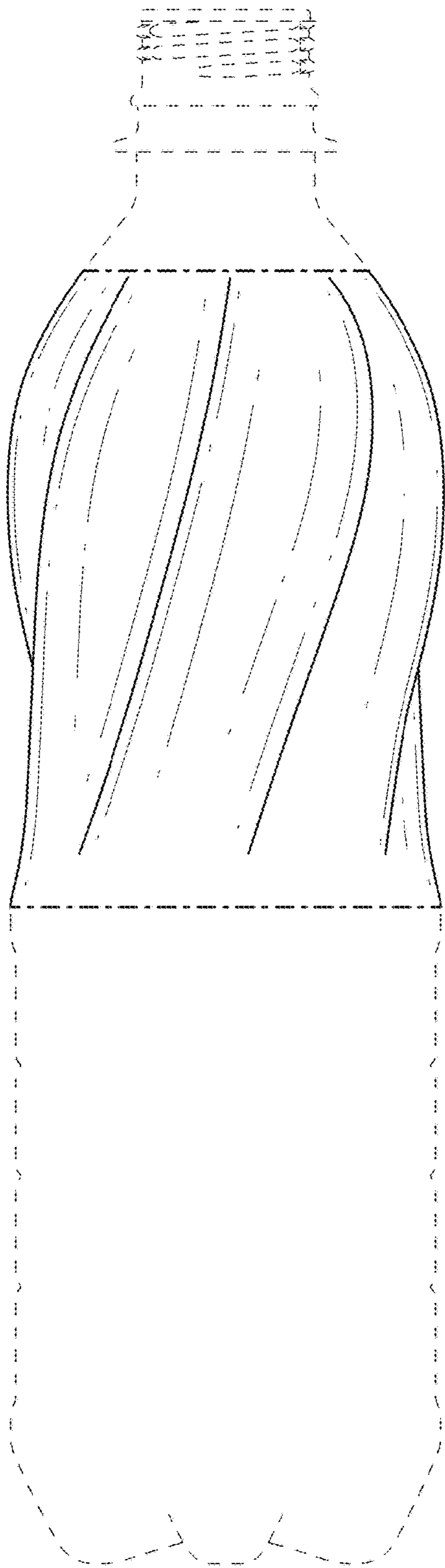


FIG. 4

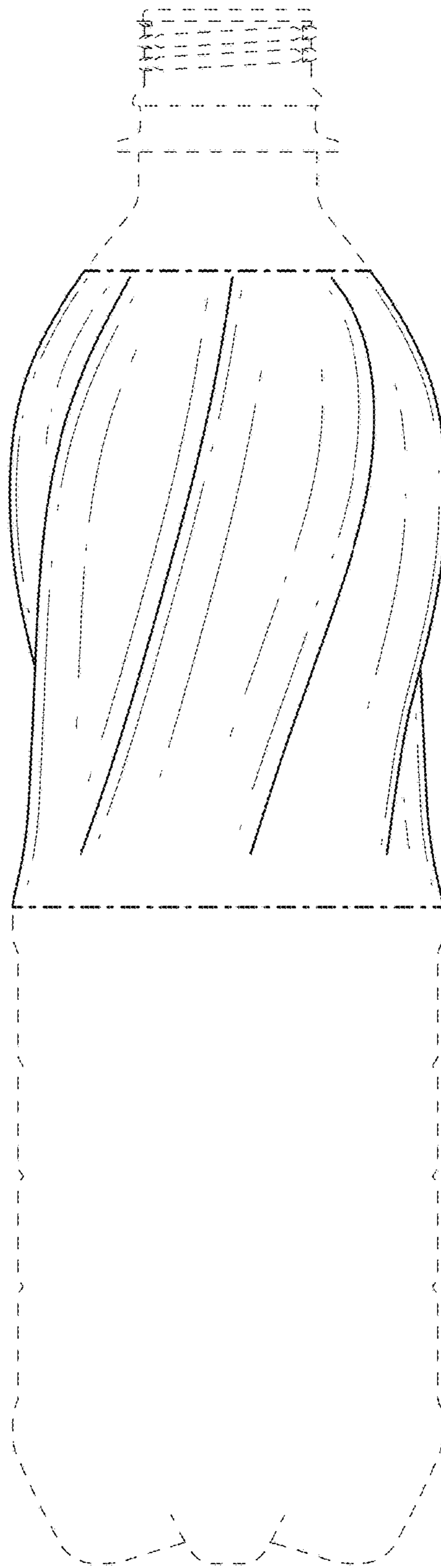


FIG. 5

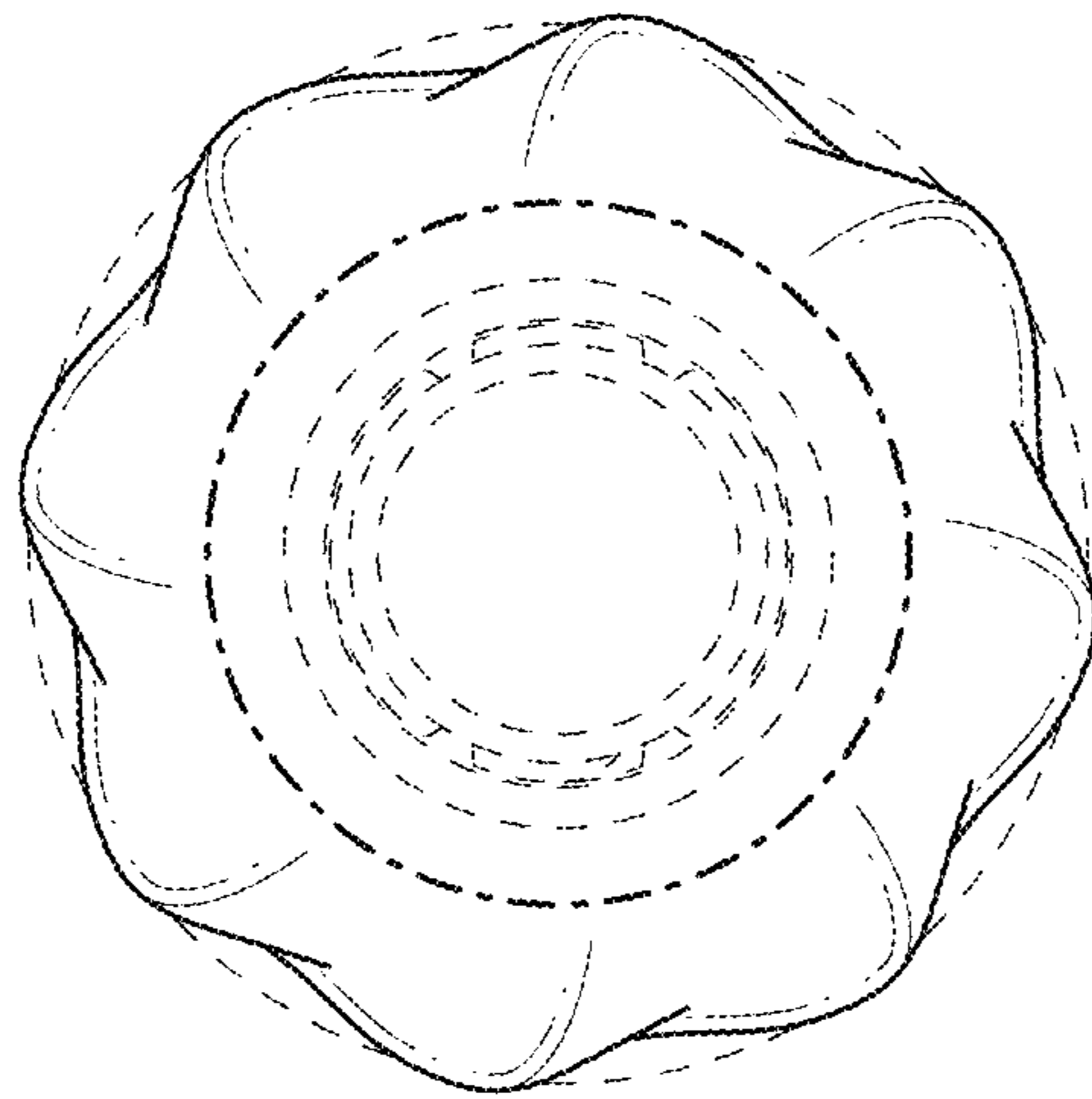


FIG. 6

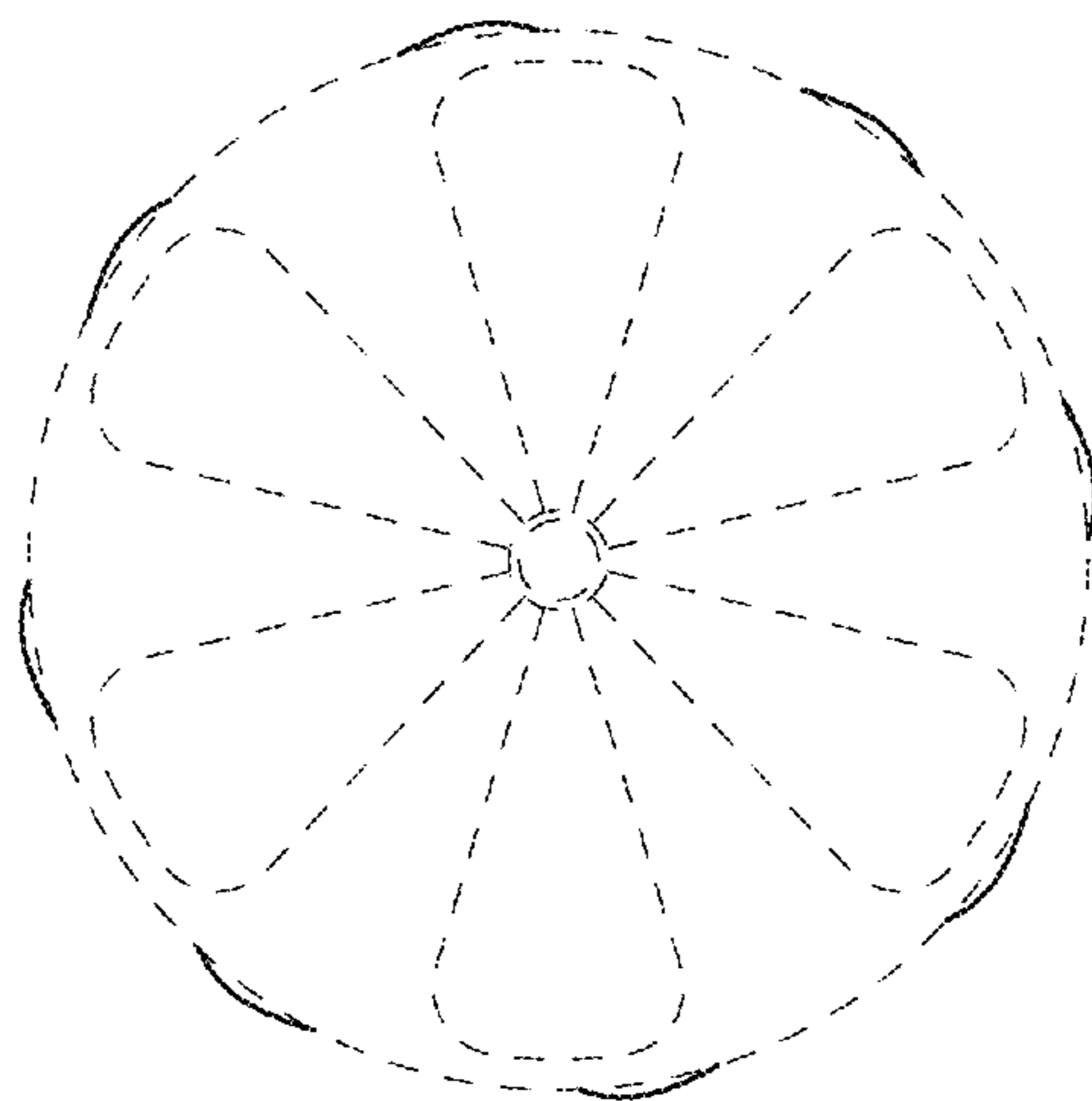


FIG. 7