



US00D830815S

(12) **United States Design Patent**
Wang et al.

(10) **Patent No.:** **US D830,815 S**
(45) **Date of Patent:** **** Oct. 16, 2018**

(54) **OVER-THE-DOOR HANGER HOLDER**

(71) Applicant: **Spectrum Diversified Designs, LLC**,
Streetsboro, OH (US)

(72) Inventors: **Wenyue Wang**, Stow, OH (US); **Aaron D. Goodman**, Beachwood, OH (US)

(73) Assignee: **Spectrum Diversified Designs**,
Streetsboro, OH (US)

(**) Term: **15 Years**

(21) Appl. No.: **29/596,750**

(22) Filed: **Mar. 10, 2017**

(51) **LOC (11) Cl.** **08-05**

(52) **U.S. Cl.**
USPC **D8/367**

(58) **Field of Classification Search**
USPC D8/323, 325, 336, 327, 367; D13/154;
D6/323, 320, 324
CPC F16M 13/02; F16B 23/00; E05D 11/1014;
A47K 10/04; A47G 25/0607; A47G
23/0225; A47G 25/06; A47G 1/16; F16L
3/13; F16L 3/26; A47F 5/0846; A47F
5/02; D06F 55/00; H02G 11/003; E04H
17/10

See application file for complete search history.

(56) **References Cited**

U.S. PATENT DOCUMENTS

D279,450 S * 7/1985 Chap D6/325
D316,031 S 4/1991 Goodman

D377,599 S * 1/1997 Hofman D8/372
D411,436 S * 6/1999 Krehel D6/327
D421,381 S * 3/2000 Rashid D8/372
D422,418 S * 4/2000 Snell D6/327
D445,669 S * 7/2001 Goodman D8/363
D480,945 S * 10/2003 Snell D8/367
D487,868 S * 3/2004 Richard D8/354
D493,698 S * 8/2004 Goodman D8/367
D503,046 S * 3/2005 Caiazzo A47G 25/06
D613,151 S * 4/2010 Goodman D8/367
D622,133 S * 8/2010 Shaha D8/367

* cited by examiner

Primary Examiner — Cynthia R Underwood

(74) *Attorney, Agent, or Firm* — Renner, Otto, Boisselle
and Sklar, LLP

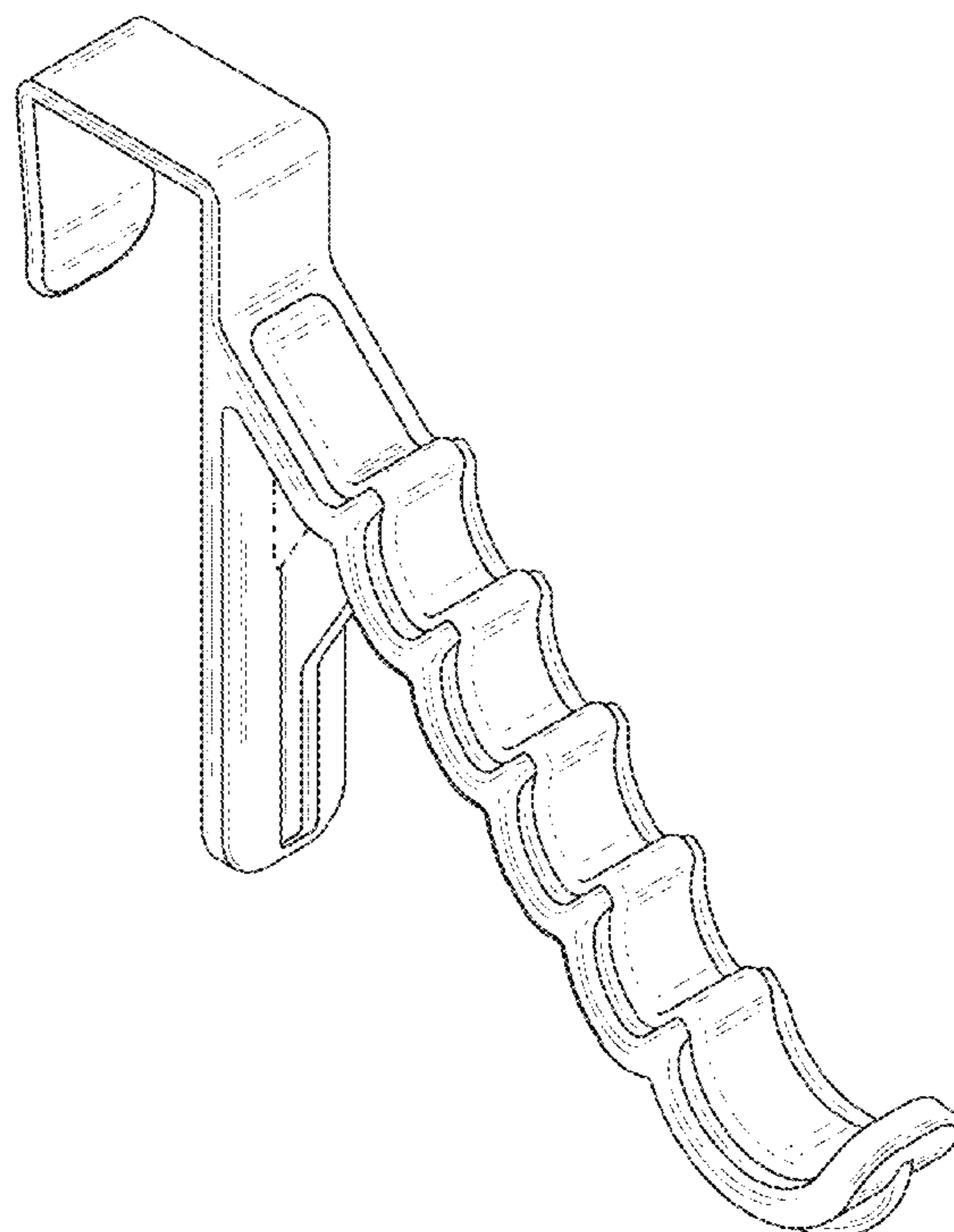
(57) **CLAIM**

The ornamental design for an over-the-door hanger holder,
as shown and described.

DESCRIPTION

FIG. 1 is a top, front, left perspective view of an over-the-door hanger holder showing our new design;
FIG. 2 is a rear elevation view thereof;
FIG. 3 is a front elevation view thereof;
FIG. 4 is a left side elevation view thereof, a right side elevation view being a mirror image of the left side elevation view;
FIG. 5 is a top plan view thereof; and,
FIG. 6 is a bottom plan view thereof.
The broken line showing is for the purpose of illustrating unclaimed portions of the article and forms no part of the claimed design.

1 Claim, 4 Drawing Sheets



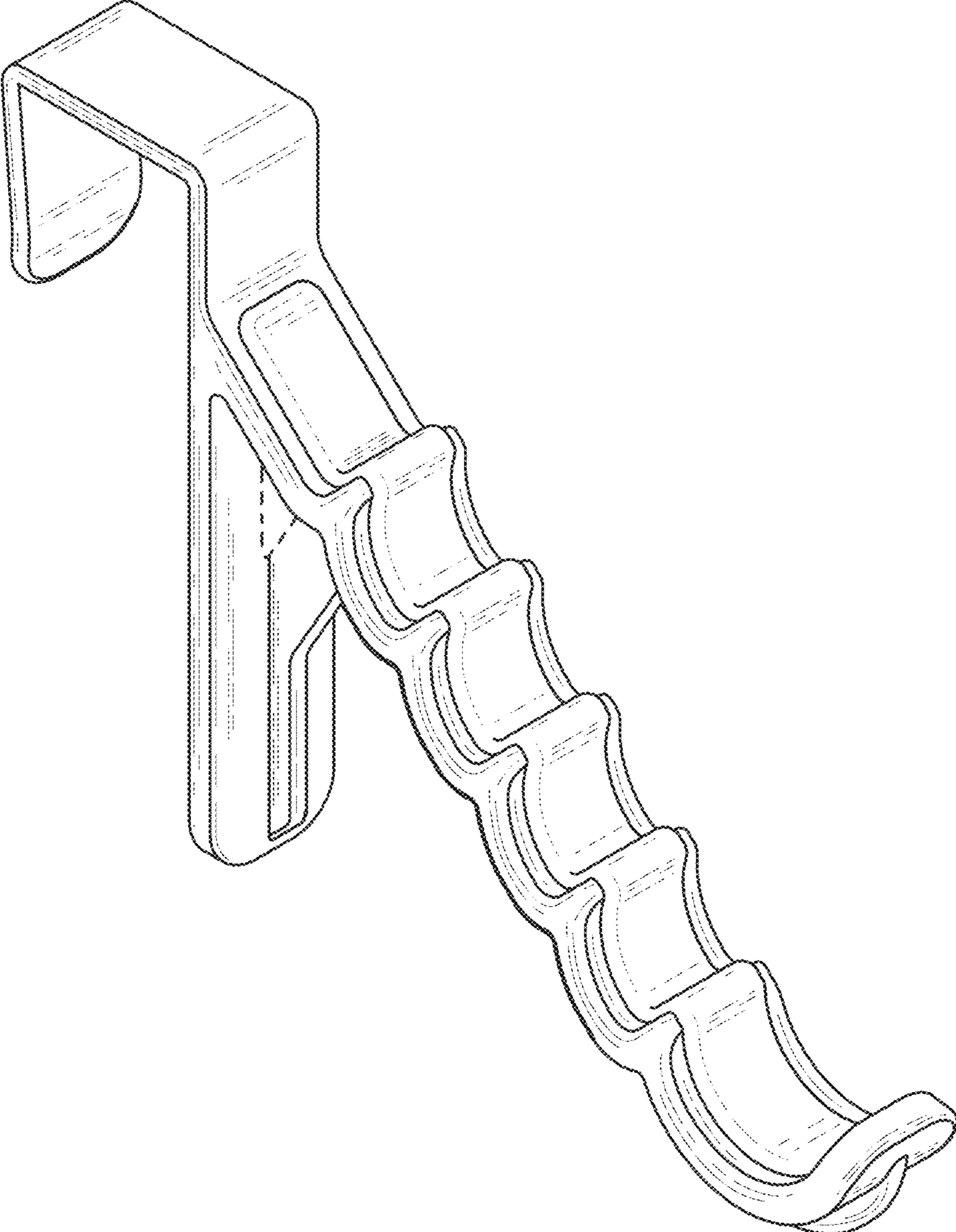


FIG. 1




FIG. 2

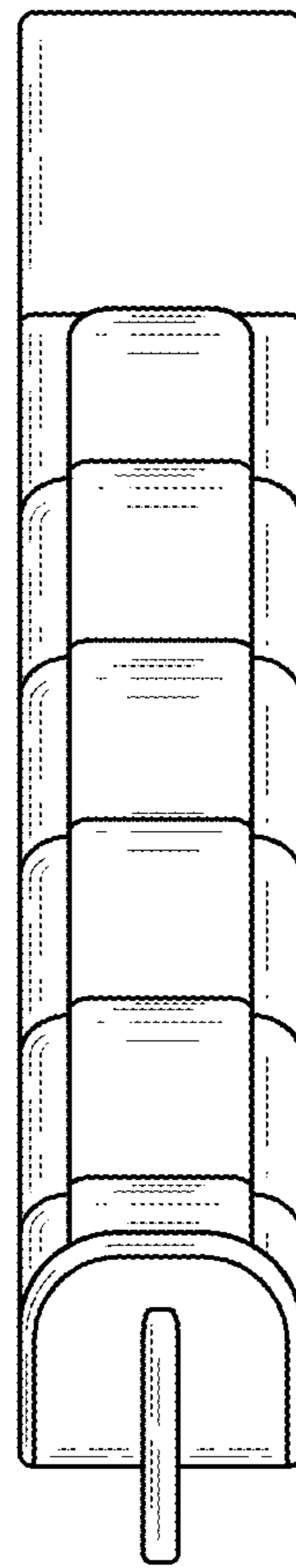


FIG. 3

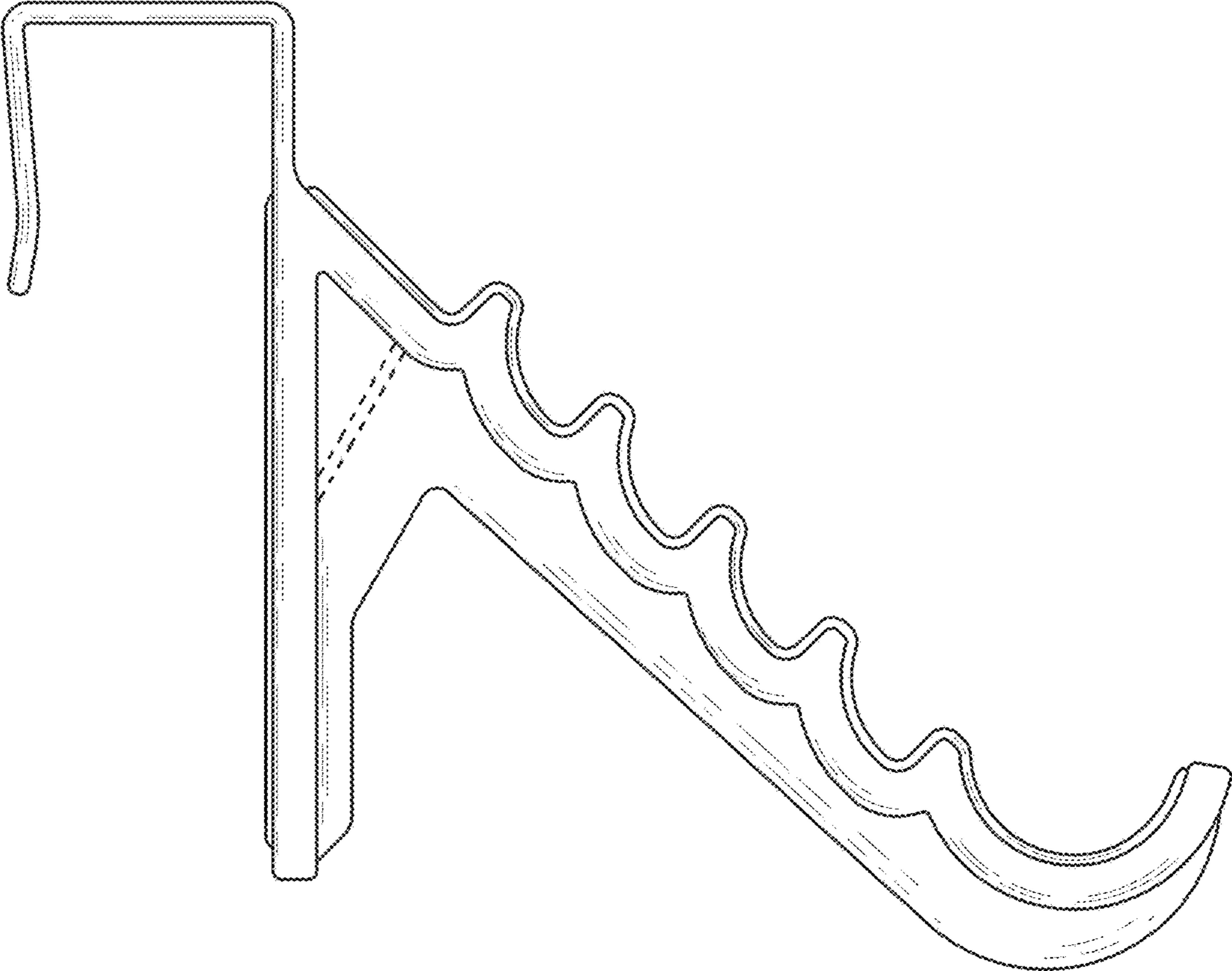


FIG. 4

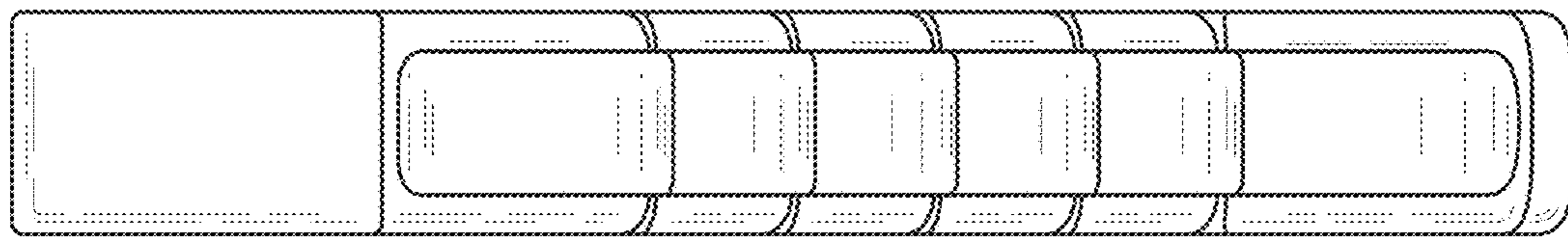


FIG. 5

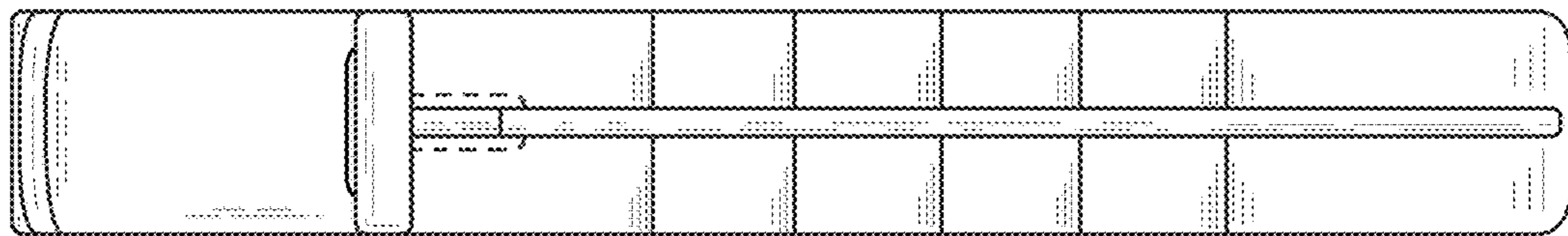


FIG. 6