



US00D830800S

(12) **United States Design Patent**  
**Roberts**

(10) **Patent No.:** **US D830,800 S**  
(45) **Date of Patent:** **\*\* Oct. 16, 2018**

- (54) **RING TAB OPENER**
- (71) Applicant: **Valentina Roberts**, Lakeland, FL (US)
- (72) Inventor: **Valentina Roberts**, Lakeland, FL (US)
- (\*\*) Term: **15 Years**
- (21) Appl. No.: **29/599,462**
- (22) Filed: **Apr. 4, 2017**
- (51) **LOC (11) Cl.** ..... **07-99**
- (52) **U.S. Cl.**  
USPC ..... **D8/40**
- (58) **Field of Classification Search**  
USPC ..... D8/18, 33-43  
CPC .... B67B 7/00; B67B 7/04; B67B 7/06; B67B 7/30; B67B 7/34; B67B 7/14; B67B 7/16; B67B 7/18; B67B 7/20; B67B 7/44  
See application file for complete search history.

4,869,134 A	9/1989	Sprecher	
4,919,016 A	4/1990	Hanegraaf	
5,029,495 A	7/1991	Rosenberger	
D337,708 S	7/1993	Morris, Jr.	
5,329,832 A	7/1994	Tegethoff	
5,347,890 A	9/1994	Rufkahr	
D367,413 S *	2/1996	Ballin	D10/46.2
D375,869 S *	11/1996	Canela	D7/507
D389,383 S *	1/1998	Mannberg	D8/33
D426,439 S *	6/2000	Hames	D8/40
D428,567 S *	7/2000	Harris	D8/33
6,742,414 B1	6/2004	Brailsford	
6,786,113 B2	9/2004	Brailsford	
D506,910 S *	7/2005	Tham-itthisak	D7/509
D580,228 S *	11/2008	Hayden	D7/509
D583,193 S *	12/2008	Kushner	D7/505
D646,888 S *	10/2011	Kieswetter	D3/208
8,245,600 B2 *	8/2012	Beard	A47G 23/0241 81/3.09
9,187,305 B1 *	11/2015	Olt	B67B 7/18
D772,653 S *	11/2016	Miller	D7/523

\* cited by examiner

Primary Examiner — Elizabeth A. Albert

(56) **References Cited**

U.S. PATENT DOCUMENTS

1,752,189 A *	3/1930	Lotz	B67B 3/2006 81/3.27
2,631,482 A *	3/1953	Rinehart	B67B 7/18 81/3.4
3,544,020 A *	12/1970	Shaw	B67B 7/92 215/12.1
D223,704 S *	5/1972	Cheladze	D7/509
3,919,901 A *	11/1975	Braman	B67B 7/18 215/277
D249,452 S *	9/1978	Gendron	D8/40
D268,806 S *	5/1983	Love	D8/37
4,446,313 A	5/1984	Dix	
D293,819 S *	1/1988	Alvi	D24/224
4,751,861 A *	6/1988	Workman	B67B 7/182 81/3.07
4,825,728 A	5/1989	Mitchell	


(57) **CLAIM**

I claim the ornamental design for a ring tab opener, as shown and described.

**DESCRIPTION**

FIG. 1 is a front view of the ring tab opener.  
 FIG. 2 is a side view of the claimed design.  
 FIG. 3 is a top view of the claimed design.  
 FIG. 4 is a bottom view of the claimed design.  
 FIG. 5 is a first perspective view of the claimed design; and,  
 FIG. 6 is a second perspective view of the claimed design.  
 The broken lines showing the inside in FIG. 4 are included to show a portion of the ring tab opener that forms no part of the claimed design.

**1 Claim, 5 Drawing Sheets**



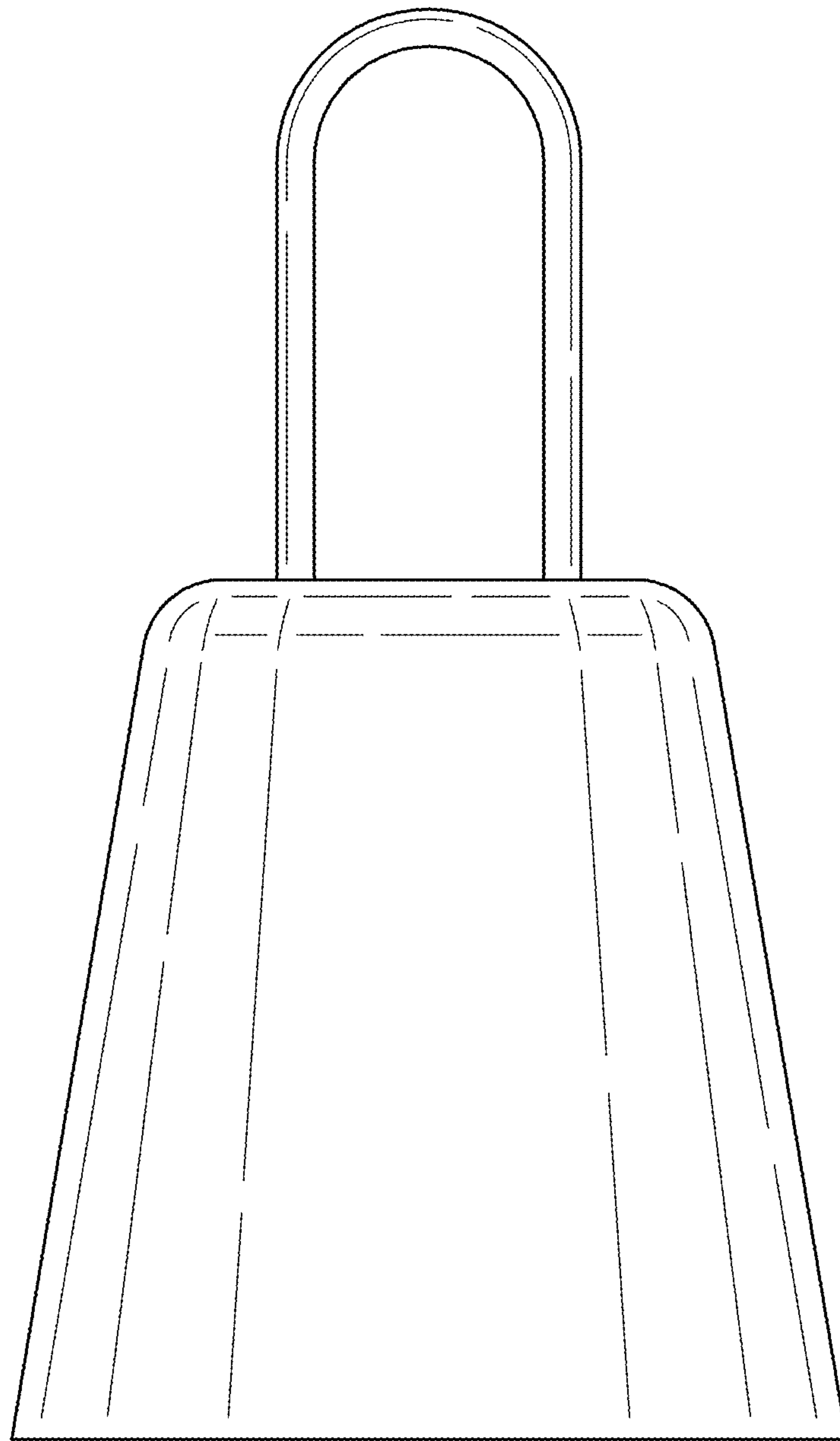


FIG. 1




FIG. 2

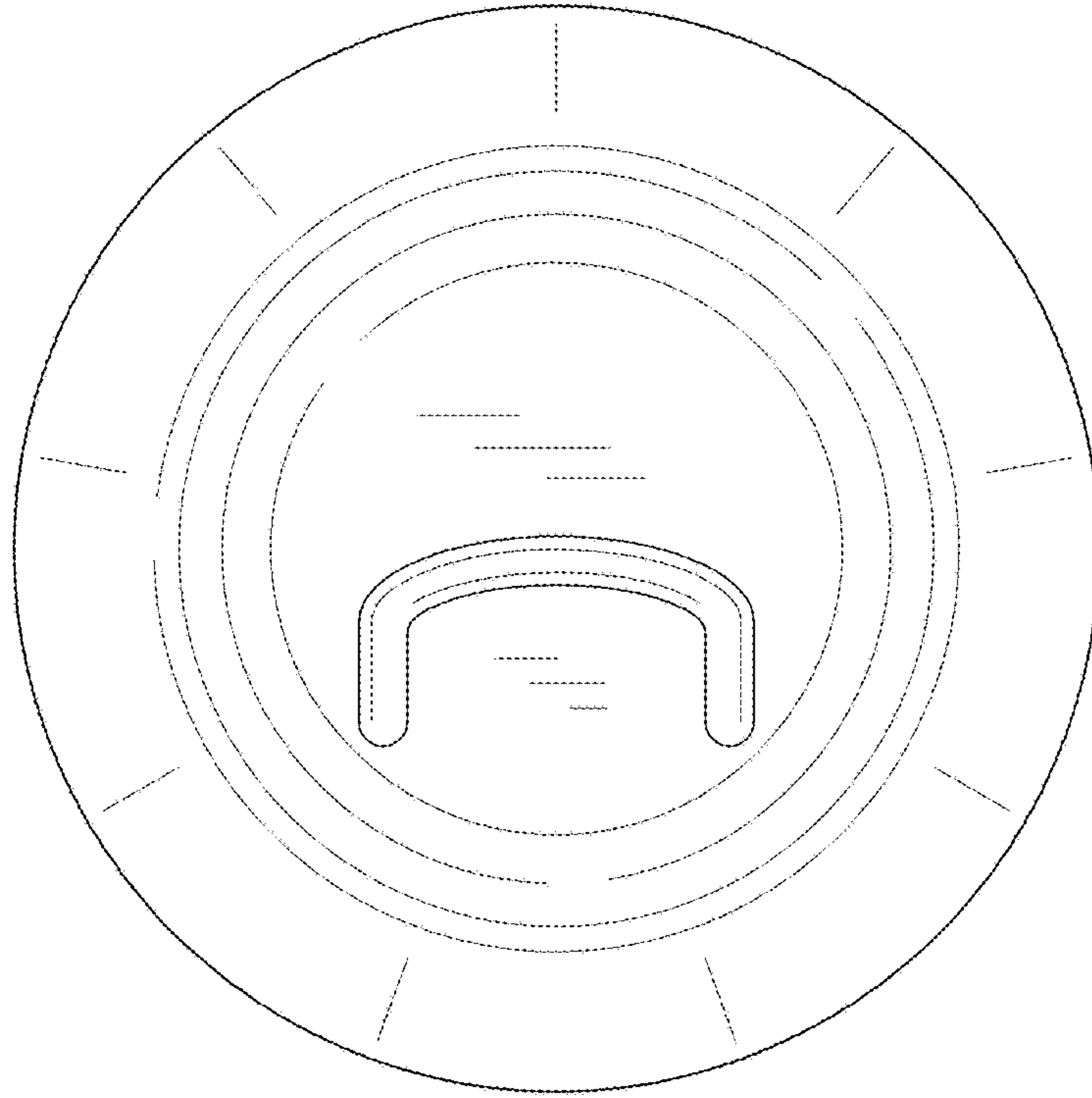


FIG. 3

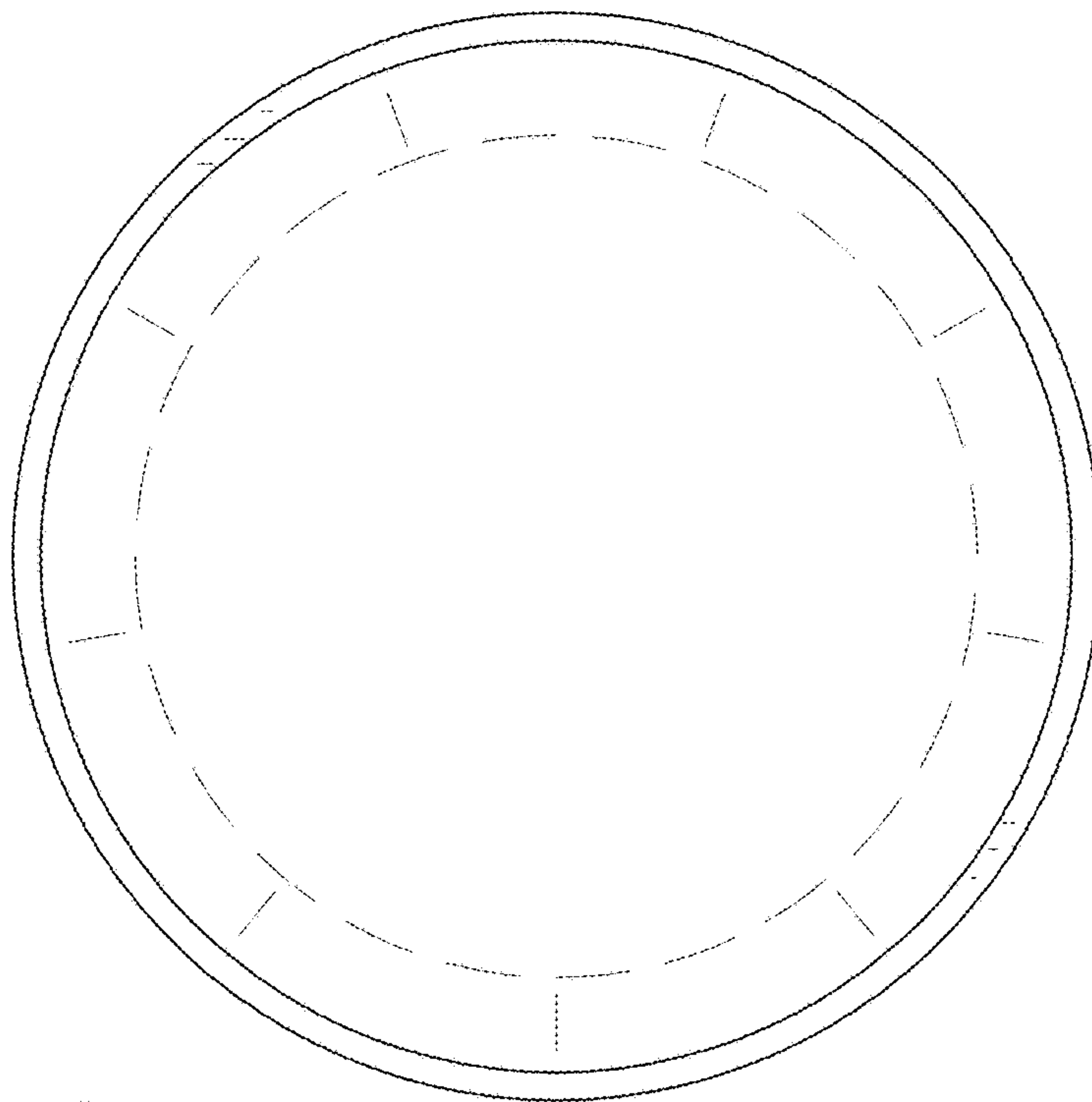


FIG. 4




FIG. 5

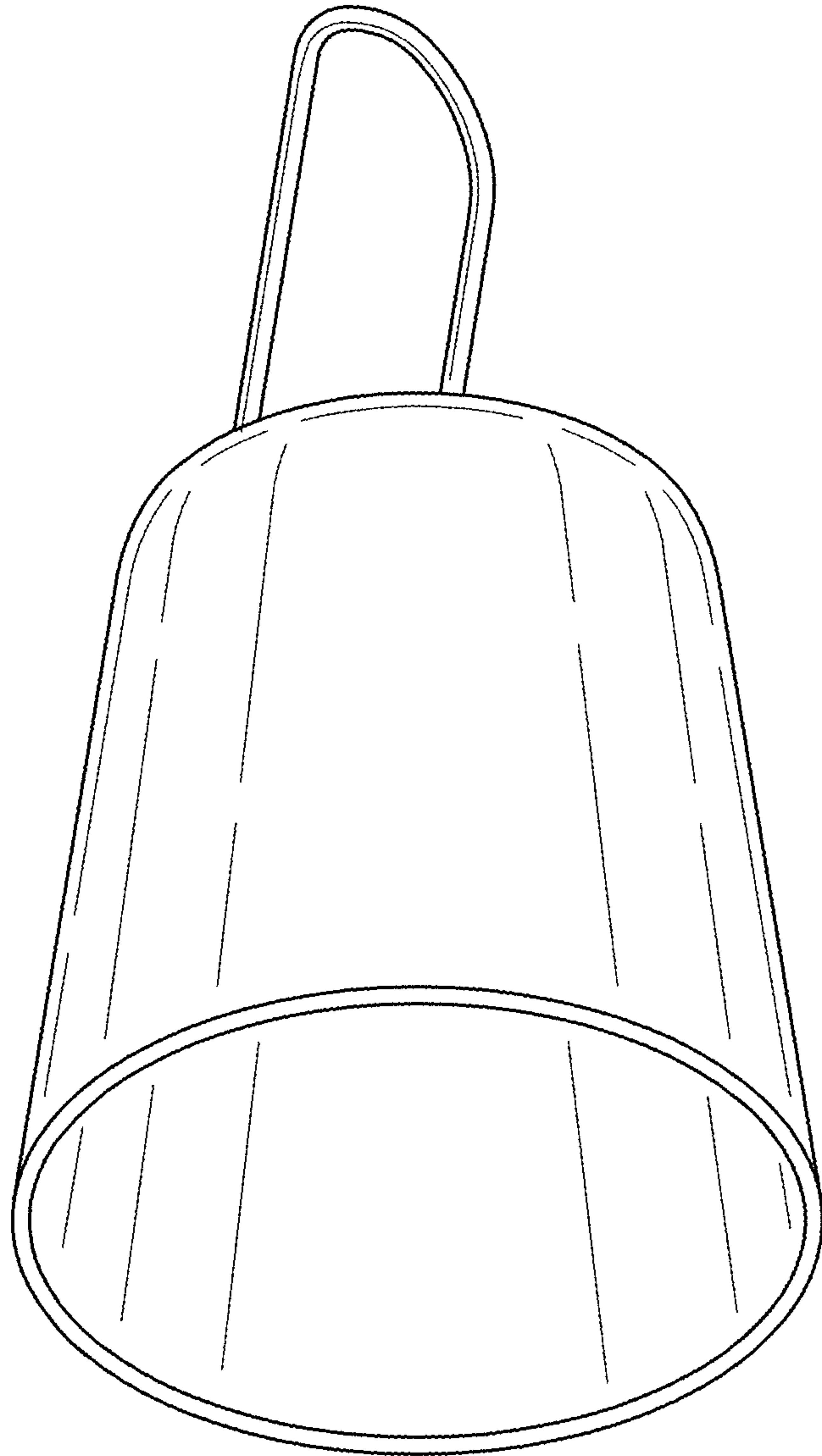


FIG. 6