



US00D830795S

(12) **United States Design Patent**  
**Phillips-Solomon**

(10) **Patent No.:** **US D830,795 S**

(45) **Date of Patent:** **\*\* Oct. 16, 2018**

- (54) **HOT DOG SPIRAL CUTTER**
- (71) Applicant: **Charcoal Companion Incorporated**,  
Berkeley, CA (US)
- (72) Inventor: **Kwame Phillips-Solomon**, Emeryville,  
CA (US)

7,617,753	B2 *	11/2009	Bouton	.....	B26D 3/20
					83/167
2002/0100173	A1 *	8/2002	Suer	.....	B26B 3/04
					30/114
2011/0139016	A1	6/2011	Romano		
2016/0089804	A1 *	3/2016	Osborne	.....	B26D 3/16
					99/353

- (73) Assignee: **Charcoal Companion Incorporated**,  
Berkeley, CA (US)

(\*\*) Term: **15 Years**

(21) Appl. No.: **29/611,790**

(22) Filed: **Jul. 25, 2017**

(51) **LOC (11) Cl.** ..... **07-04**

(52) **U.S. Cl.**  
USPC ..... **D7/693**

(58) **Field of Classification Search**  
USPC ..... D7/693, 669, 368  
CPC ... B26D 3/08; B26D 3/04; B26D 3/20; B26D  
3/16; B26B 27/00; A21C 15/04; A47J  
43/28

See application file for complete search history.

(56) **References Cited**

**U.S. PATENT DOCUMENTS**

3,940,842	A *	3/1976	Perrinelle	.....	B26B 27/00
					30/278
3,999,293	A *	12/1976	Zubrycki	.....	B26B 27/00
					30/124
4,976,029	A *	12/1990	Kennedy	.....	A47J 43/28
					30/114
5,067,241	A *	11/1991	Goodman	.....	B26B 27/00
					30/278
D329,967	S *	10/1992	Kennedy	.....	D7/693
6,018,876	A *	2/2000	Hodges	.....	B26B 3/04
					30/278
7,065,880	B2 *	6/2006	Howman	.....	A21C 15/04
					30/114
7,340,835	B2	3/2008	Howman		

**OTHER PUBLICATIONS**

Outset 76179 Spiral Hot Dog Cutter [online], site visited [Jul. 26, 2017]. Available from Internet URL: <https://www.amazon.com/Outset-76179-Spiral-Hot-Cutter/dp/B00M77MRSW>.

\* cited by examiner

*Primary Examiner* — Terry A Wallace

(74) *Attorney, Agent, or Firm* — Beeson Skinner Beverly, LLP

(57) **CLAIM**

The ornamental design for a hot dog spiral cutter, as shown and described.

**DESCRIPTION**

FIG. 1 is top perspective view of a hot dog spiral cutter showing my new design;

FIG. 2 is another top perspective view thereof showing an alternate position of the cutting wheel of the hot dog spiral cutter;

FIG. 3 is a front elevational view thereof, the rear elevational view being identical thereto;

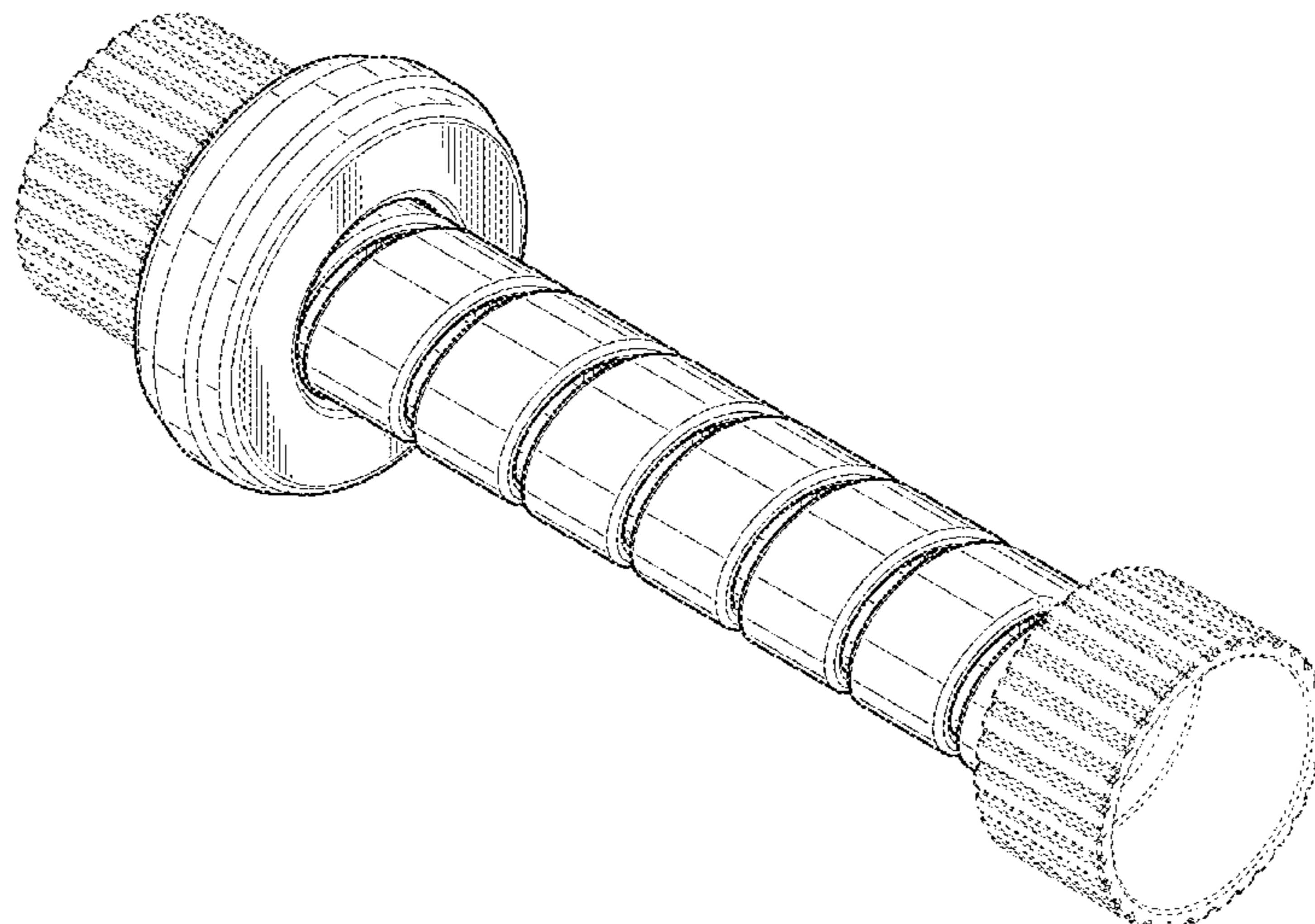
FIG. 4 is a left end elevational view thereof; the right end being a mirror image;

FIG. 5 is a top plan view thereof; and,

FIG. 6 is a bottom plan view thereof.

The broken lines in FIGS. 1 to 6 showing handles on opposite ends of the hot dog spiral cutter form no part of the claimed design.

**1 Claim, 4 Drawing Sheets**



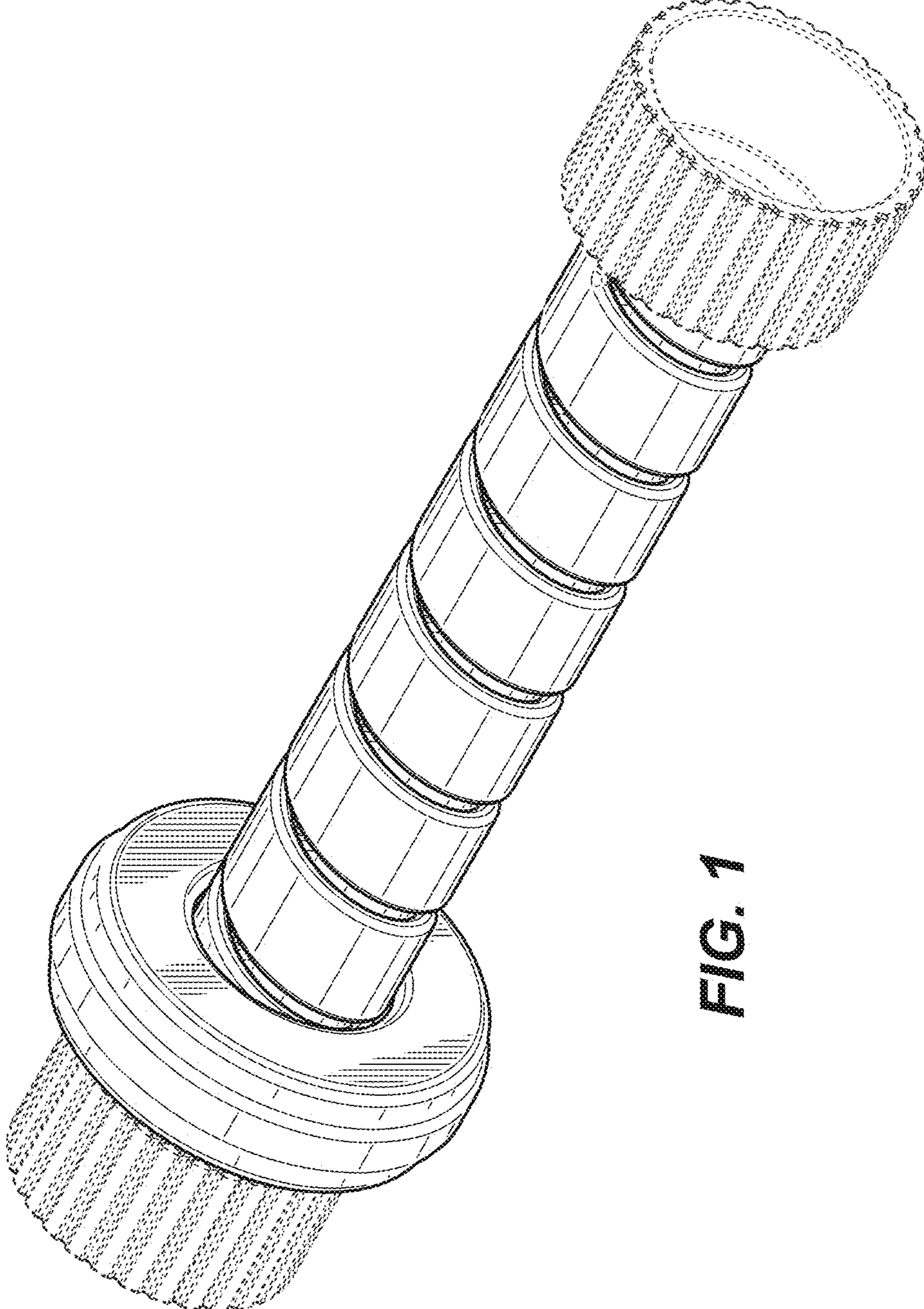
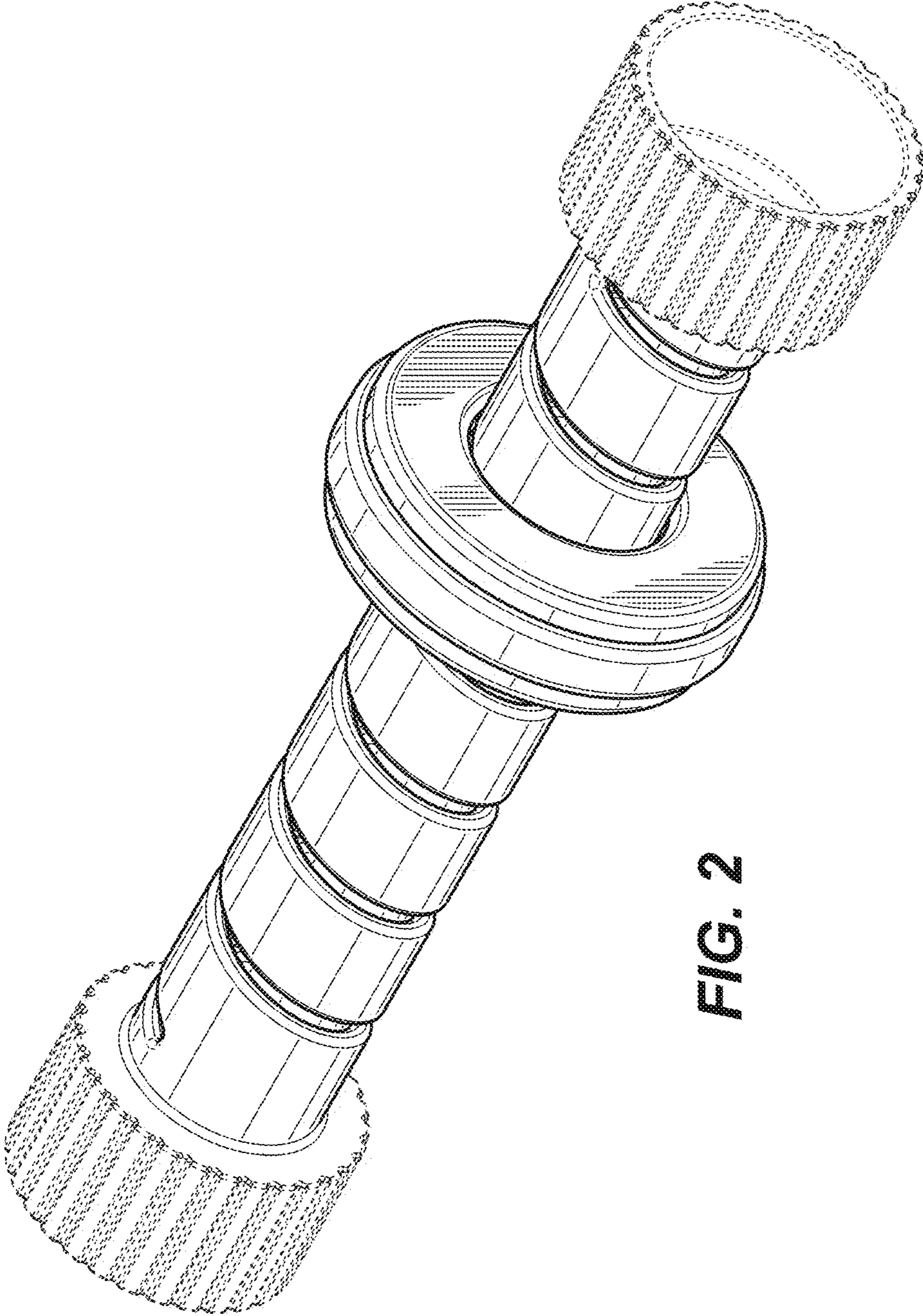
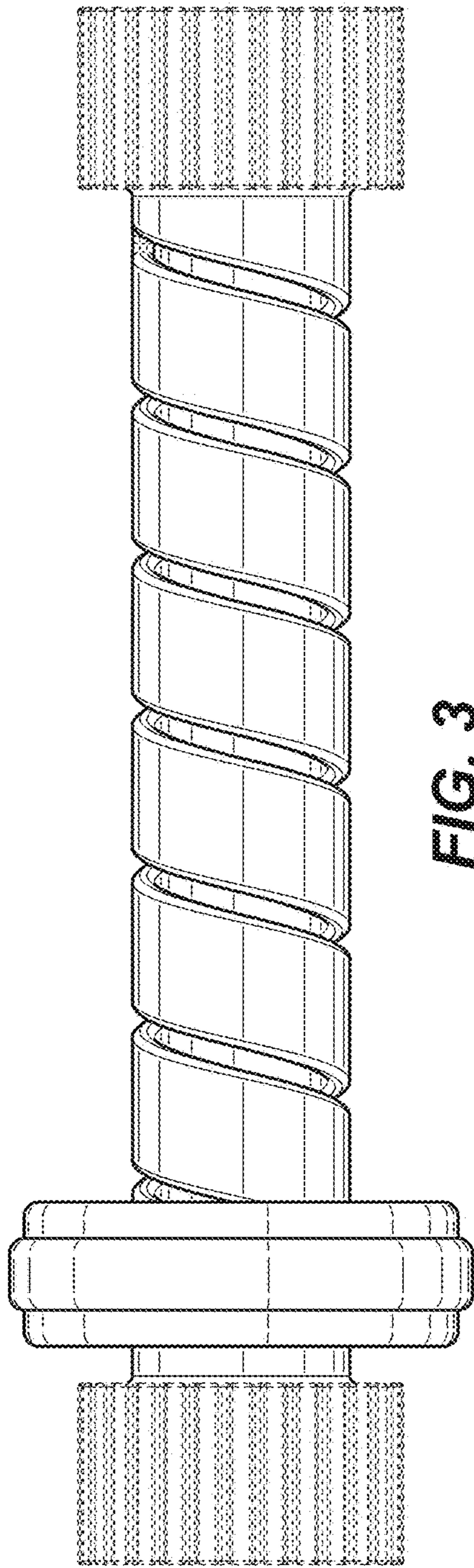


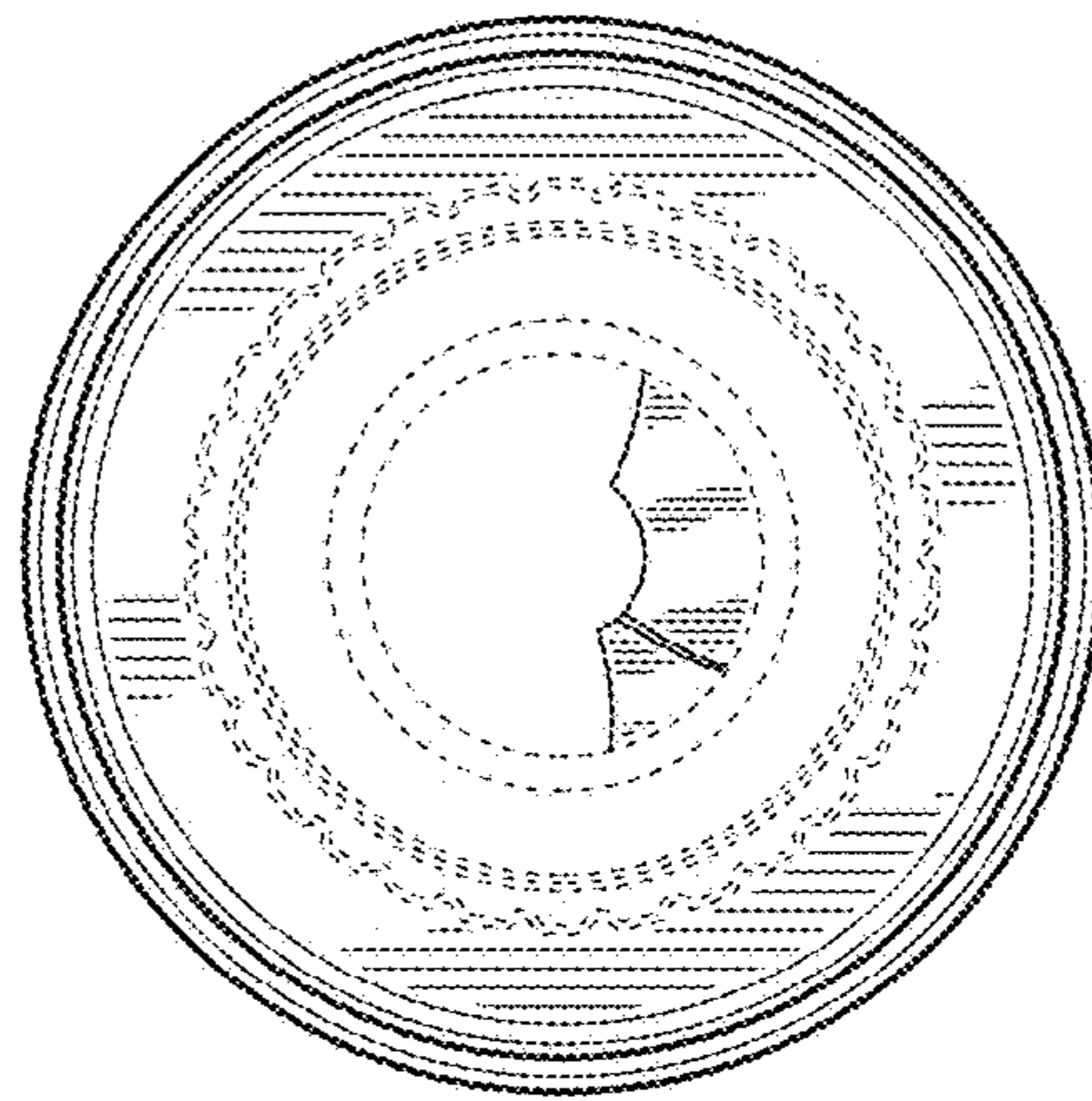
FIG. 1



**FIG. 2**



**FIG. 3**



**FIG. 4**

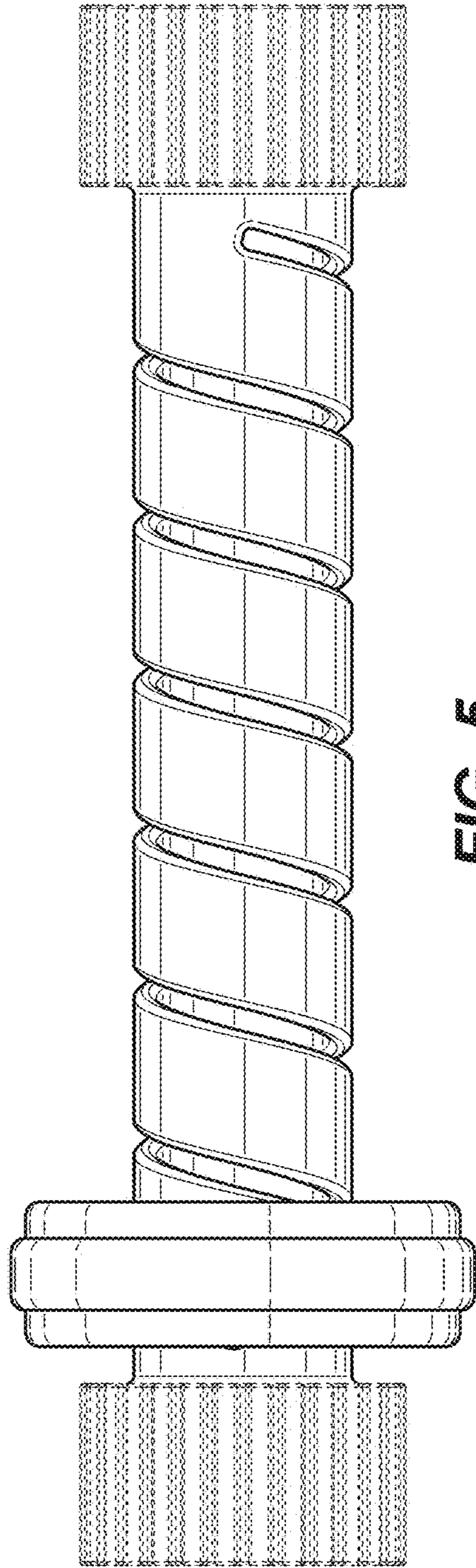


FIG. 5

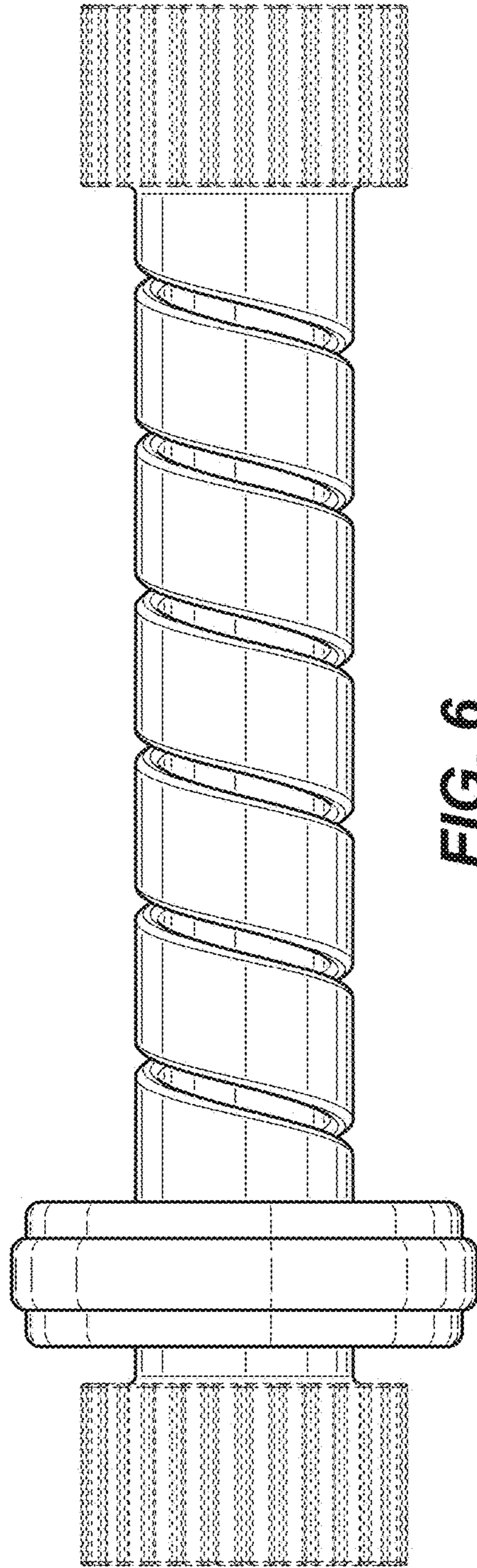


FIG. 6