



US00D830771S

(12) **United States Design Patent**  
**Lin**

(10) **Patent No.:** **US D830,771 S**  
(45) **Date of Patent:** **\*\* Oct. 16, 2018**

(54) **WATER BOTTLE**

(71) Applicant: **Yitong Lin**, Fujian (CN)

(72) Inventor: **Yitong Lin**, Fujian (CN)

(\*\*) Term: **15 Years**

(21) Appl. No.: **29/595,914**

(22) Filed: **Mar. 3, 2017**

(51) **LOC (11) Cl.** ..... **07-01**

(52) **U.S. Cl.**

USPC ..... **D7/510**; D7/511; D7/536

(58) **Field of Classification Search**

USPC ..... D7/507, 509, 510, 511, 512, 523, 531,  
D7/532, 533, 535, 536, 608, 392.1, 396.2,  
D7/529, 667, 319, 320, 300, 300.1;  
D9/435, 436, 449, 442, 443, 500, 502,  
D9/503, 504, 529, 447, 516, 453, 531;  
220/592.16, 592.17, 62.12, 703; D26/7  
CPC ..... A45F 3/16; B65D 47/066; A47J 43/27;  
A47G 19/2272; A47G 19/2211; A47G  
19/22; A47G 19/2222  
See application file for complete search history.

(56) **References Cited**

**U.S. PATENT DOCUMENTS**

D547,607 S \* 7/2007 Forsman ..... D7/396.2  
D581,793 S \* 12/2008 Manderfield, Jr. .... D9/516  
D618,508 S \* 6/2010 George ..... D7/319  
D638,658 S \* 5/2011 Staton ..... D7/392

D750,428 S \* 3/2016 Keys ..... D7/396.2  
D767,336 S \* 9/2016 Waggoner ..... D7/507  
D780,516 S \* 3/2017 Cornelius ..... D7/510  
D807,110 S \* 1/2018 Lown ..... D7/391  
D812,970 S \* 3/2018 Rane ..... D7/396.2  
D814,856 S \* 4/2018 Kristinik ..... D7/392.1  
D816,411 S \* 5/2018 Stover ..... D7/510  
2012/0187075 A1 \* 7/2012 El-Saden ..... B65D 47/066  
215/389  
2014/0048511 A1 \* 2/2014 El-Saden ..... A45F 3/16  
215/389  
2016/0207672 A1 \* 7/2016 Wong ..... B65D 43/0225

\* cited by examiner

*Primary Examiner* — Marianne N Pandozzi

*Assistant Examiner* — Jae Liang

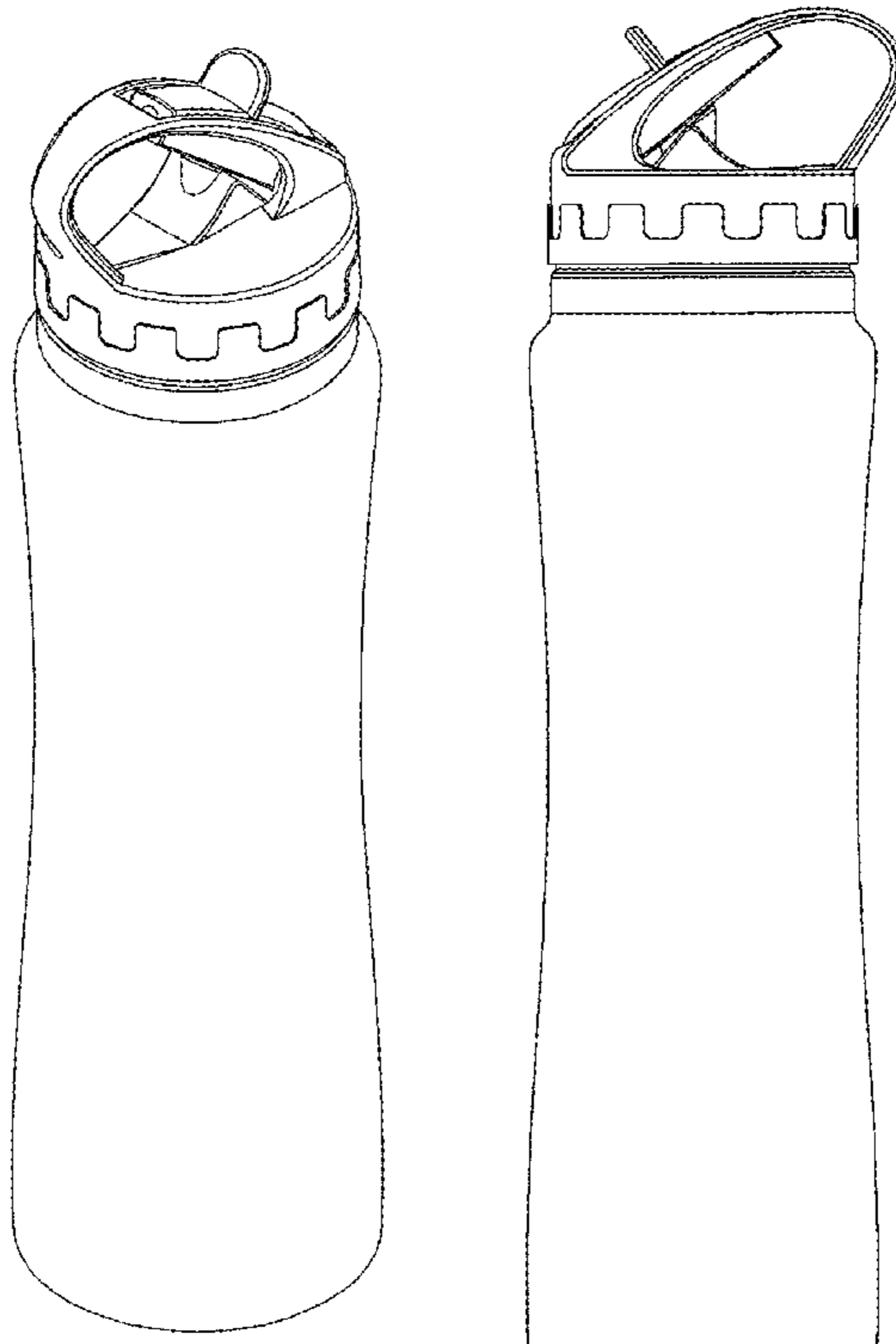
(57) **CLAIM**

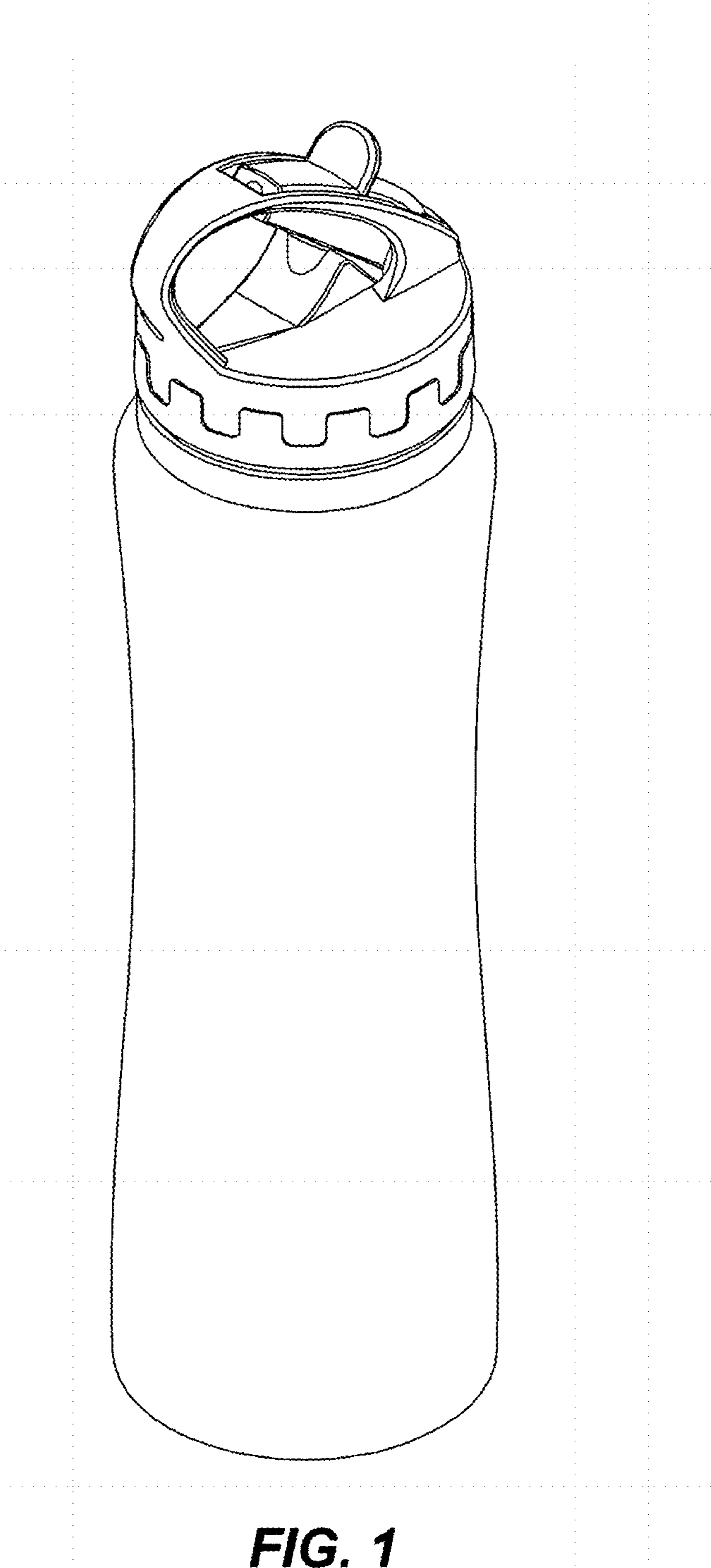
The ornamental design for a water bottle, as shown and described.

**DESCRIPTION**

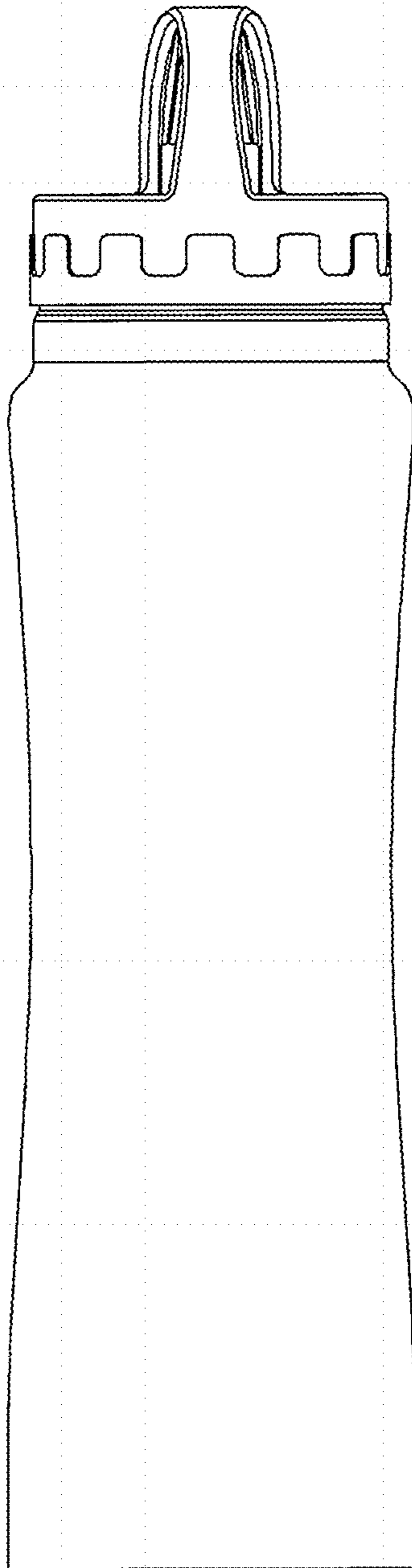
FIG. 1 is a perspective view of a water bottle showing my new design;  
FIG. 2 is a front elevational view thereof;  
FIG. 3 is a rear elevational view thereof;  
FIG. 4 is a right side view thereof;  
FIG. 5 is a left side view thereof;  
FIG. 6 is an enlarged bottom plan view thereof; and,  
FIG. 7 is an enlarged top plan view thereof.

**1 Claim, 6 Drawing Sheets**

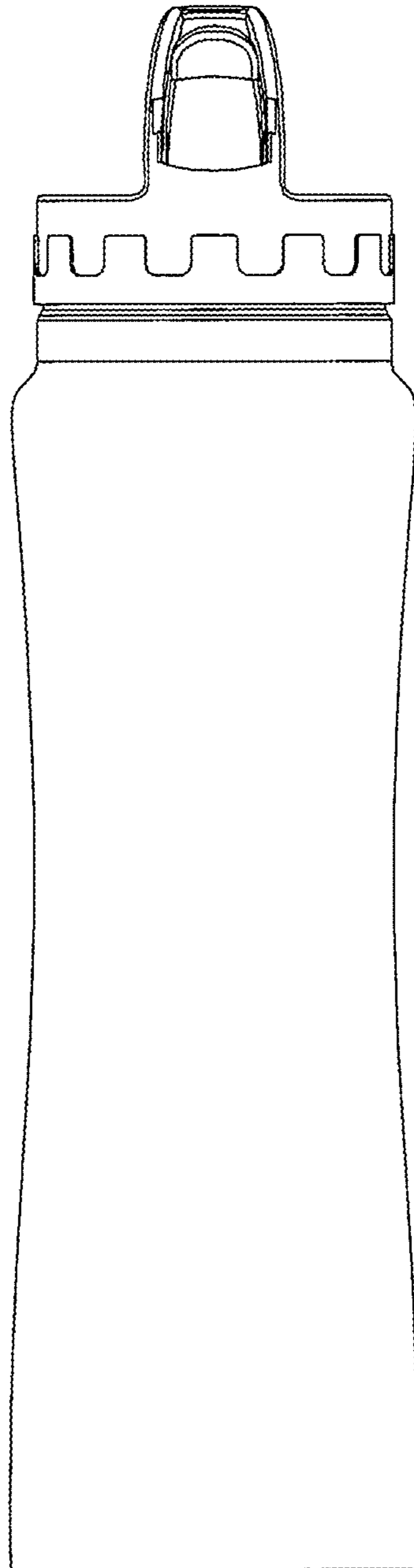




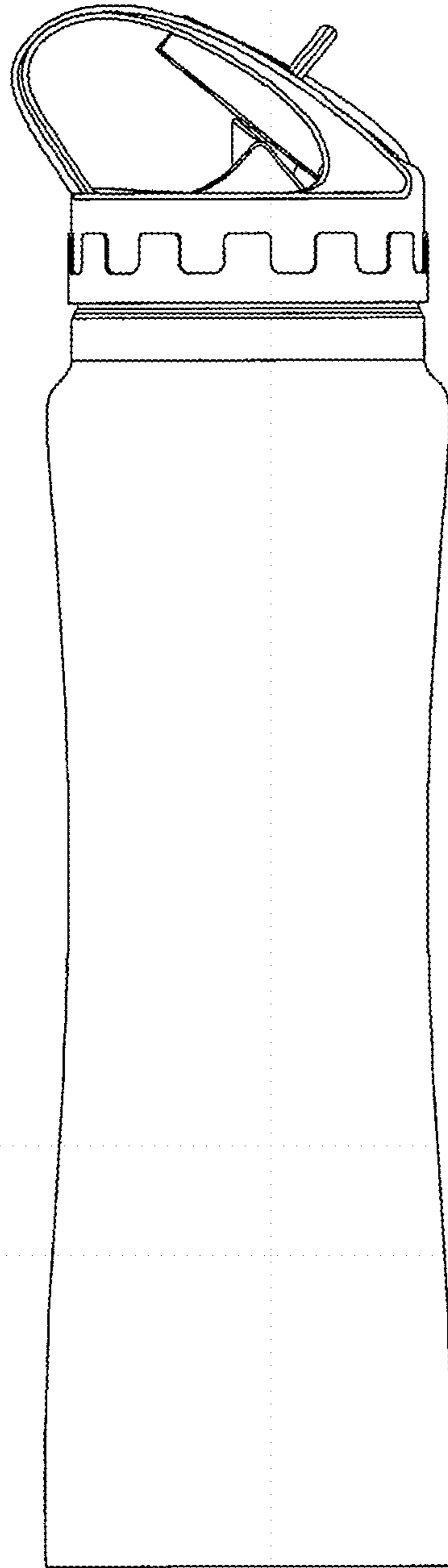
**FIG. 1**



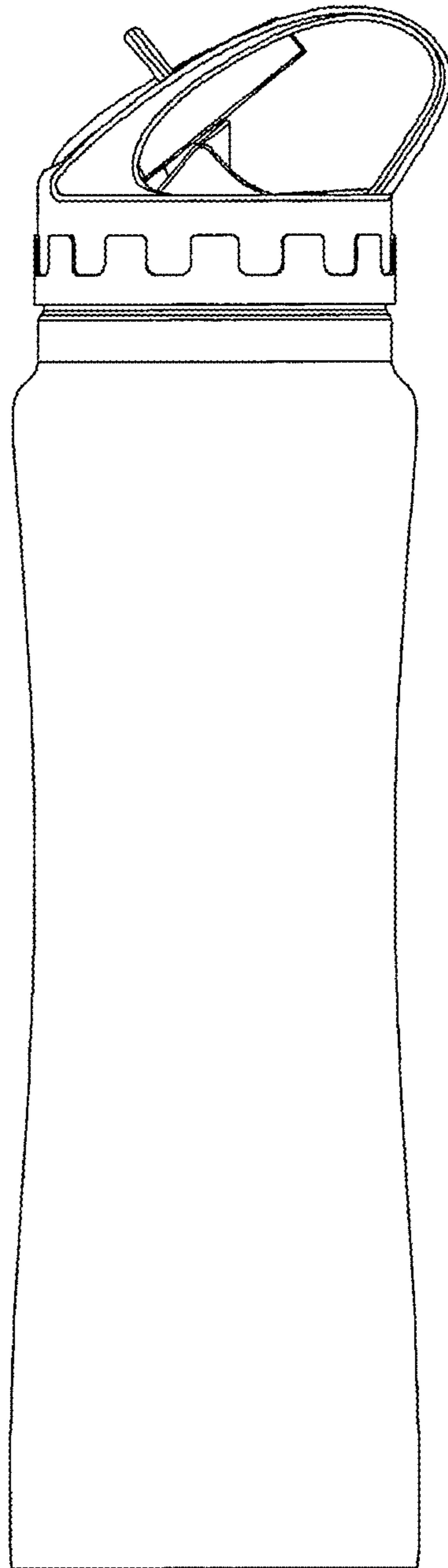
**FIG. 2**



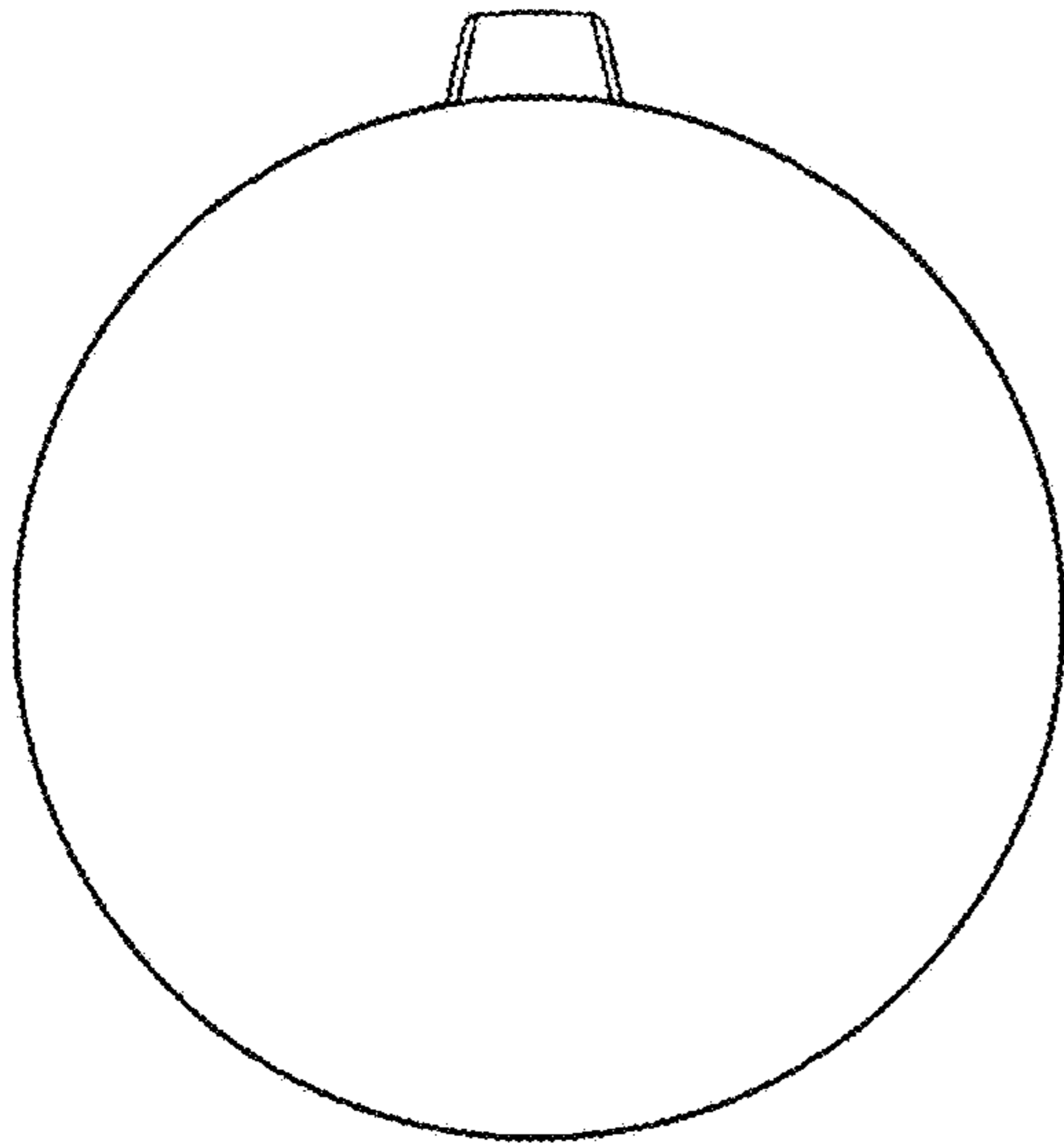
**FIG. 3**



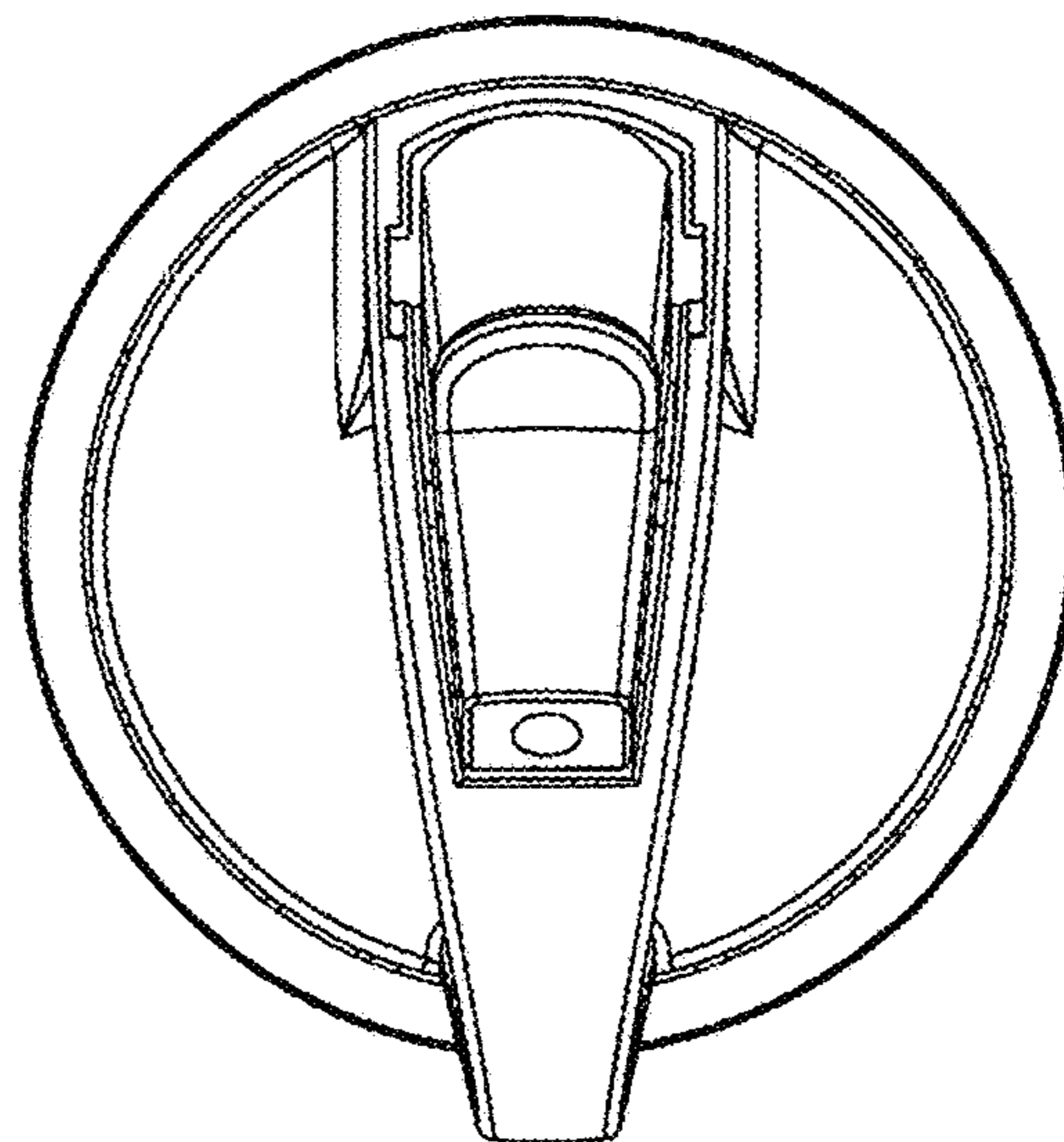
**FIG. 4**



**FIG. 5**



**FIG. 6**



**FIG. 7**