



US00D830759S

(12) **United States Design Patent** (10) **Patent No.:** **US D830,759 S**
Vu et al. (45) **Date of Patent:** **** Oct. 16, 2018**

(54) **KETTLE**
(71) Applicant: **DE'LONGHI BRAUN HOUSEHOLD GmbH**, Neu-Isenburg (DE)
(72) Inventors: **Duy Phong Vu**, Schwalbach am Taunus (DE); **Sven Wuttig**, Griesheim (DE); **Dennis Müller**, Frankfurt am Main (DE); **Markus Orthey**, Eltville am Rhein (DE); **Julia Bassarek**, Frankfurt am Main (DE)
(73) Assignee: **De'Longhi Braun Household GmbH**, Neu-Isenburg (DE)

(**) Term: **15 Years**

(21) Appl. No.: **29/618,651**

(22) Filed: **Sep. 22, 2017**

(30) **Foreign Application Priority Data**

Mar. 23, 2017 (EM) 003819713-0007
Mar. 23, 2017 (EM) 003819713-0008

(51) **LOC (11) Cl.** **07-01**

(52) **U.S. Cl.**
USPC **D7/319**

(58) **Field of Classification Search**
USPC D7/316-321, 376, 378, 598, 600, 601, D7/602, 619.1, 620, 397, 413, 415; D9/544, 545, 549
CPC A47J 31/00; A47J 27/21; A47J 27/21008; A47J 27/21041
See application file for complete search history.

(56) **References Cited**

U.S. PATENT DOCUMENTS

D242,892 S 1/1977 Brown et al.
D339,502 S 9/1993 Kamiyama

D353,075 S 12/1994 Littmann et al.
D391,441 S 3/1998 Tanaka et al.
D402,779 S 12/1998 Gudefin
D404,246 S 1/1999 Arita et al.
D437,523 S 2/2001 Glucksman et al.
D500,427 S 1/2005 Fung
D509,936 S 9/2005 Barquin Santillan
D594,165 S 6/2009 Mizoguchi
D594,166 S 6/2009 Mizoguchi
D611,288 S * 3/2010 Bodum D7/305
D629,989 S 12/2010 Hoellerich et al.
D629,991 S 12/2010 Day et al.
D635,316 S 3/2011 Massip et al.
D642,762 S 8/2011 Agren et al.
D645,629 S 9/2011 Powell
D646,863 S 10/2011 Hosoda et al.
D653,905 S 2/2012 Bodum
D659,929 S 5/2012 Yan
D668,413 S 10/2012 Smith
D673,419 S 1/2013 De Pra
D676,209 S 2/2013 Sirard
D676,210 S 2/2013 Sirard
D688,909 S * 9/2013 Chapman D7/317

(Continued)

Primary Examiner — Derrick Holland

Assistant Examiner — Andrew Kerr

(74) *Attorney, Agent, or Firm* — Baker & Hostetler LLP

(57) **CLAIM**

We claim the ornamental design for a kettle, as shown and described.

DESCRIPTION

FIG. 1 is a front perspective view of a kettle showing of our new design;
FIG. 2 is a front elevation view thereof;
FIG. 3 is a back elevation view thereof;
FIG. 4 is a left side elevation view thereof;
FIG. 5 is a right side elevation view thereof;
FIG. 6 is a bottom plan view thereof; and,
FIG. 7 is a top plan view thereof.

1 Claim, 7 Drawing Sheets



(56)

References Cited

U.S. PATENT DOCUMENTS

D694,059	S	11/2013	De Pra	
D708,409	S	7/2014	Renault	
D708,921	S	7/2014	Hoare et al.	
D712,109	S	8/2014	Day et al.	
D715,012	S	10/2014	Ringholm et al.	
D718,512	S	11/2014	Whitney	
D728,886	S	5/2015	Whitney	
D734,582	S	7/2015	Umeda et al.	
D738,669	S *	9/2015	Brook	D7/317
D739,108	S	9/2015	Orthey et al.	
D747,059	S	1/2016	Esteve	
D764,863	S	8/2016	Lee et al.	
D773,144	S	11/2016	Tan	
D794,993	S *	8/2017	Hand	D7/317
D796,142	S	8/2017	Miller et al.	
D799,772	S	10/2017	Choi	
D800,984	S	10/2017	Mueller et al.	
D804,893	S	12/2017	De Longhi et al.	
D811,148	S *	2/2018	Harrod	D7/318
D814,222	S *	4/2018	Bronwasser	D7/318
D815,482	S *	4/2018	Bell	D7/318
2008/0235998	A1	10/2008	Yeung et al.	
2010/0307034	A1	12/2010	Knott et al.	

* cited by examiner



FIG. 1



FIG. 2



FIG. 3




FIG. 4




FIG. 5




FIG. 6




FIG. 7