



US00D830735S

(12) **United States Design Patent** (10) **Patent No.:** **US D830,735 S**
Johnson et al. (45) **Date of Patent:** **** Oct. 16, 2018**

- (54) **BLANKET HAVING POCKET FOR FEET**
- (71) Applicants: **Ronald Johnson**, Sanford, MI (US);
Linda Johnson, Sanford, MI (US)
- (72) Inventors: **Ronald Johnson**, Sanford, MI (US);
Linda Johnson, Sanford, MI (US)
- (**) Term: **15 Years**
- (21) Appl. No.: **29/558,034**
- (22) Filed: **Mar. 15, 2016**
- (51) **LOC (11) Cl.** **06-13**
- (52) **U.S. Cl.**
USPC **D6/603**
- (58) **Field of Classification Search**
USPC D6/582-583, 587-592, 595-609,
D6/617-622; D2/719
CPC A47G 9/00; A47G 2009/001; A47G
2009/002; A47G 2009/003; A47G
2009/005; A47G 2009/006; A47G 9/02;
A47G 9/0215; A47G 9/0223; A47G
9/023; A47G 9/0238; A47G 9/06; A47G
9/062; A47G 9/066; A47G 9/068; A47G
9/0248; A47G 9/08; A47G 9/04; A47G
11/002; A47G 11/001; A47G 11/003
See application file for complete search history.

5,850,643	A *	12/1998	Brumfield	A47G 9/062	383/4
5,970,542	A	10/1999	Mays			
6,023,797	A *	2/2000	Brumfield	A47G 9/1045	383/4
D461,988	S *	8/2002	Sandbeck	D6/595	
D461,989	S *	8/2002	Sandbeck	D6/595	
D465,687	S *	11/2002	Sandbeck	D6/597	
6,647,570	B1 *	11/2003	Ong	A47G 9/02	5/417
6,948,200	B2	9/2005	Wyman			
D510,195	S *	10/2005	Adams	D6/608	
D512,259	S *	12/2005	Mitchell	D6/608	
D531,443	S *	11/2006	Sabeti	D6/608	
D587,952	S	3/2009	Skipper			
D658,422	S *	5/2012	Mandell	D6/608	
D707,466	S *	6/2014	Lancaster	D6/603	
2005/0186016	A1 *	8/2005	O'Brie	A47K 7/03	401/201
2005/0262634	A1 *	12/2005	Gottlieb	A45F 4/06	5/482

FOREIGN PATENT DOCUMENTS

CN 202665868UU 1/2013

* cited by examiner

Primary Examiner — Mary Ann Calabrese
Assistant Examiner — Jennifer L Rempfer

(57) **CLAIM**

We claim the ornamental design for a blanket having pocket for feet, as shown and described.

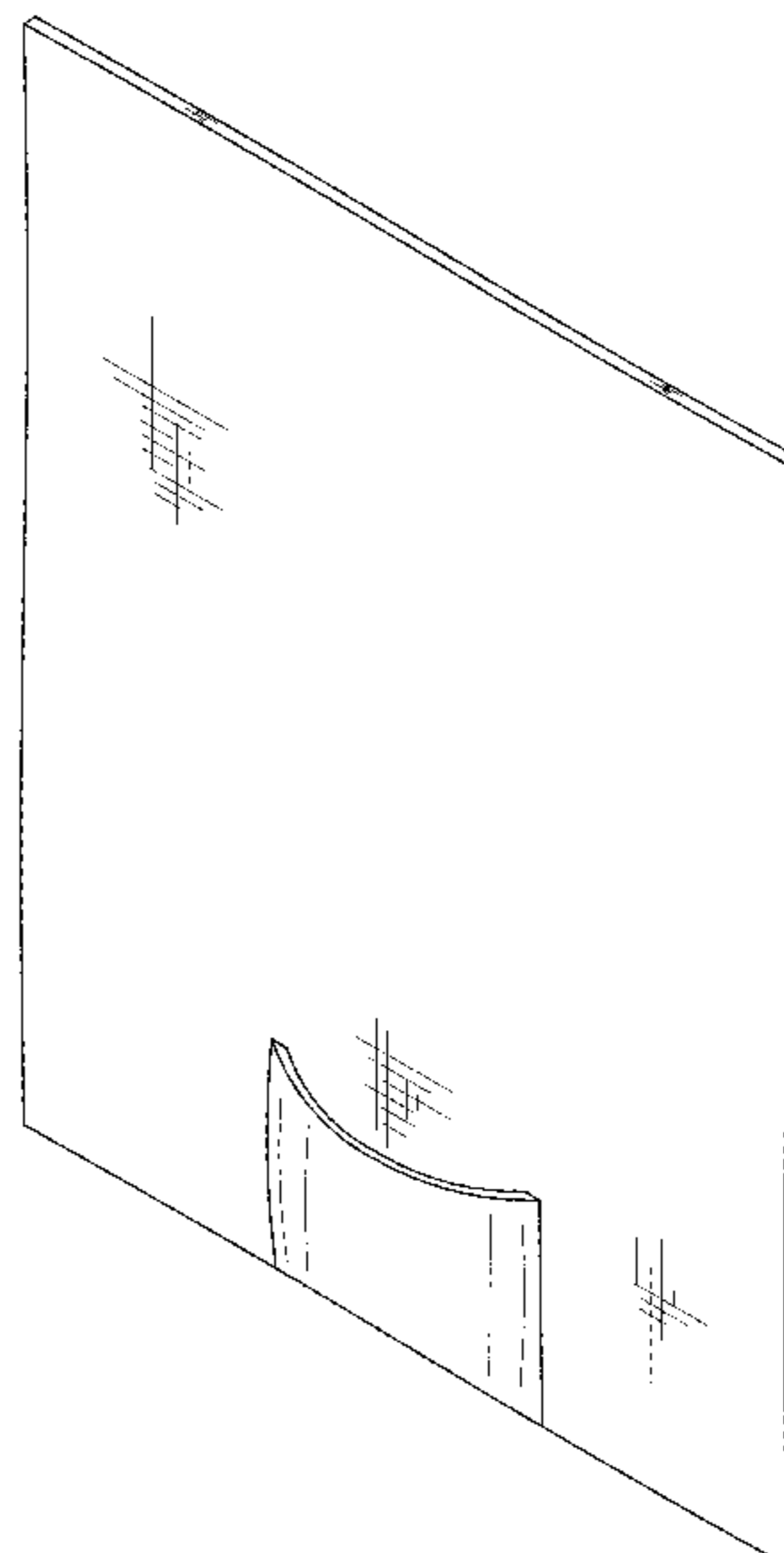
DESCRIPTION

FIG. 1 is a front view of the blanket having pocket for feet.
FIG. 2 is a back view of the claimed design.
FIG. 3 is a side view of the claimed design.
FIG. 4 is a top view of the claimed design.
FIG. 5 is a bottom view of the claimed design; and,
FIG. 6 is a perspective view of the claimed design.

1 Claim, 5 Drawing Sheets

(56) **References Cited**
U.S. PATENT DOCUMENTS

4,627,123	A	12/1986	Uggerud			
D322,532	S *	12/1991	Kumar	D3/303	
D341,979	S *	12/1993	Peters	D6/596	
5,457,829	A *	10/1995	Elliott	A47G 9/0207	5/420
5,509,156	A	4/1996	Smith			
5,729,846	A *	3/1998	Sullivan	A47G 9/062	5/419






FIG. 1




FIG. 2

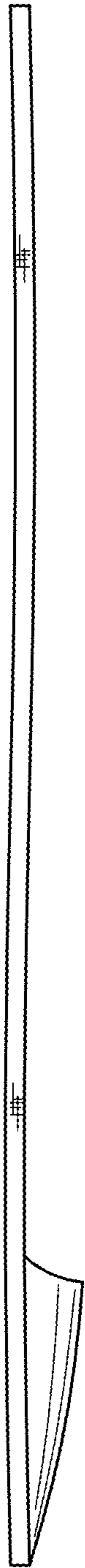


FIG. 3




FIG. 4




FIG. 5

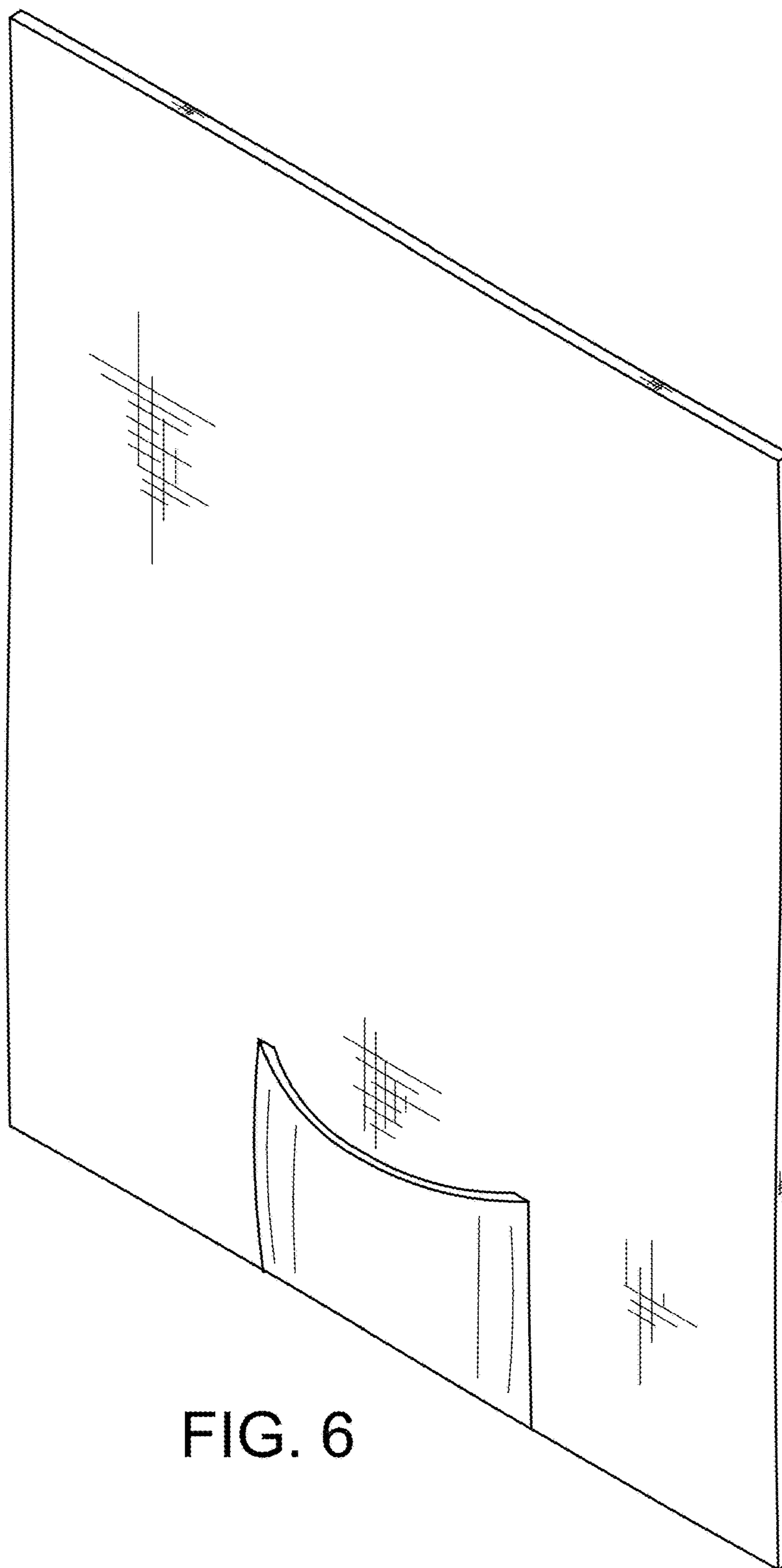


FIG. 6