



US00D830728S

(12) **United States Design Patent** (10) **Patent No.:** **US D830,728 S**
Maxfield (45) **Date of Patent:** **** Oct. 16, 2018**

(54) **SLEEPING PAD**

A47G 9/08; A47G 2009/0276; A47G 9/0284; A47G 9/0292; A47G 9/04

(71) Applicant: **Argon Technologies, Inc.**, Centerville, UT (US)

See application file for complete search history.

(72) Inventor: **Matthew Maxfield**, Bountiful, UT (US)

(56) **References Cited**

(73) Assignee: **ARGON TECHNOLOGIES, INC.**, Centerville, UT (US)

U.S. PATENT DOCUMENTS

(**) Term: **15 Years**

(21) Appl. No.: **29/591,860**

(22) Filed: **Jan. 24, 2017**

(51) **LOC (11) Cl.** **06-13**

(52) **U.S. Cl.**
USPC **D6/595**

(58) **Field of Classification Search**

USPC D6/333, 349, 355, 375, 388, 512, 563, D6/564, 611, 707, 715, 716, 716.1, D6/582-583, 587-592, 595-609, D6/617-622; D24/183-185, 234, 178, D24/180, 181, 189; D21/803, 804, 805, D21/809, 599; 5/401, 420, 600, 630, 5/631, 632, 633, 635, 636, 638, 639, 646, 5/652, 652.1, 655, 703, 730; 297/1, 2, 4, 297/93, 180.11, 195.1, 195.11, 195.13, 297/393, 397, 452.12, 452.14, 452.15, 297/452.21, 452.24, 452.26, 452.48, 297/452.62, 482; D2/719, 725, 734, 741
CPC A47G 9/10; A47G 9/1009; A47G 9/1027; A47G 9/1045; A47G 9/1063; A47G 9/1072; A47G 9/1081; A47G 9/00; A47G 2009/001; A47G 2009/002; A47G 2009/003; A47G 2009/005; A47G 2009/006; A47G 9/02; A47G 9/0207; A47G 9/0215; A47G 9/0223; A47G 9/023; A47G 9/0238; A47G 9/0246; A47G 9/0253; A47G 9/0261; A47G 9/06; A47G 9/062; A47G 9/066; A47G 9/068;

3,674,019	A *	7/1972	Grant	A61G 7/05776
					5/713
3,701,173	A *	10/1972	Whitney	A61G 7/05776
					5/713
5,669,088	A *	9/1997	McNamee	A47G 9/086
					135/116
5,730,529	A *	3/1998	Fritz	A45C 3/10
					224/153
D407,670	S *	4/1999	Muhanna	D12/128
6,108,835	A *	8/2000	Hwang	A47C 27/084
					5/420
6,138,306	A *	10/2000	Muhanna	A61G 1/00
					128/870
D475,566	S *	6/2003	Boso	D6/604
D484,728	S *	1/2004	Ku	D6/596
D487,372	S *	3/2004	Ku	D6/604

(Continued)

Primary Examiner — Michelle E. Wilson

Assistant Examiner — Sanjeev Paul

(74) *Attorney, Agent, or Firm* — Durham Jones & Pinegar

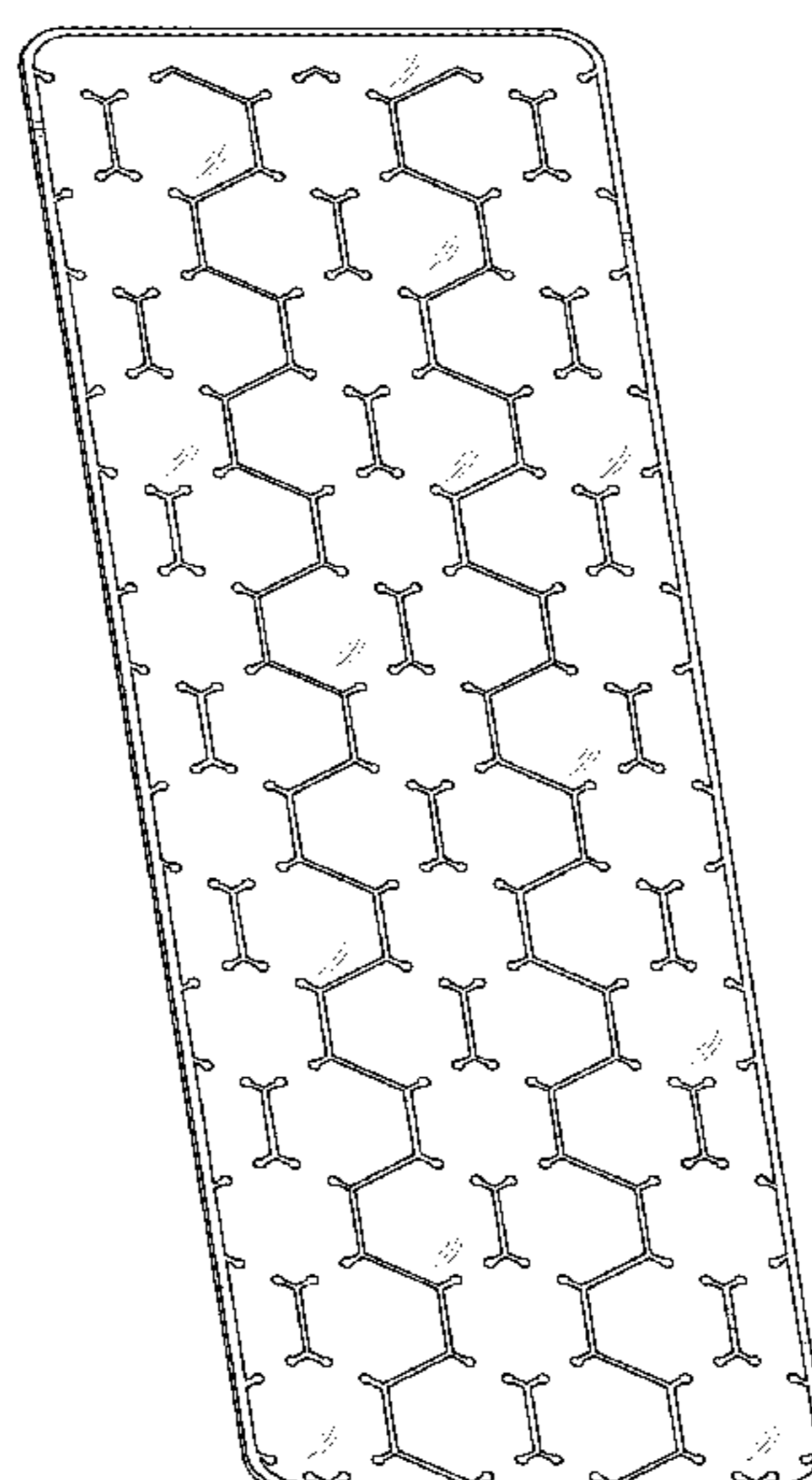
(57) **CLAIM**

The ornamental design for a sleeping pad, as shown and described.

DESCRIPTION

FIG. 1 is a perspective view of a design for a sleeping pad; FIG. 2 is a top view of the sleeping pad thereof; and, FIG. 3 is a bottom view of the sleeping pad. Reflective or bulging lines in the drawings illustrate inflation or bulging of the hexagonal-like elements. The inflation or bulging lines form no part of the claimed design.

1 Claim, 3 Drawing Sheets



(56)

References Cited

U.S. PATENT DOCUMENTS

D518,672	S *	4/2006	Contreras	D6/596
D519,311	S *	4/2006	Contreras	D6/596
D524,585	S *	7/2006	Contreras	D6/606
D738,577	S *	9/2015	Harrell	D29/122
D743,633	S *	11/2015	Harrell	D29/122
9,572,439	B2 *	2/2017	Pitchforth	A47G 9/086
9,756,955	B2 *	9/2017	Alder	A47C 27/081
2003/0200972	A1 *	10/2003	Crutchfield	A61G 1/00
					128/845
2011/0107521	A1 *	5/2011	Alder	A47C 27/081
					5/706

* cited by examiner

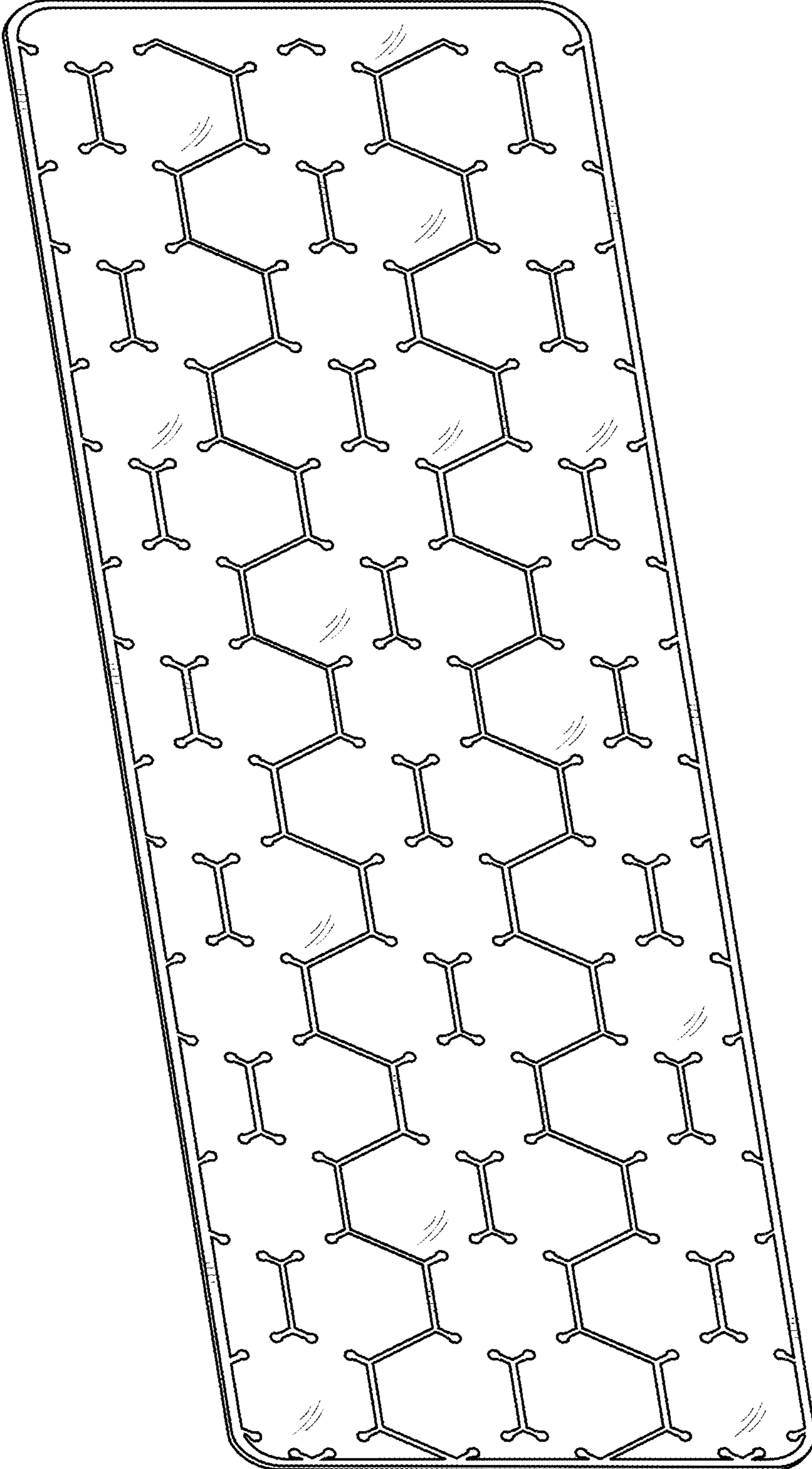


FIG. 1

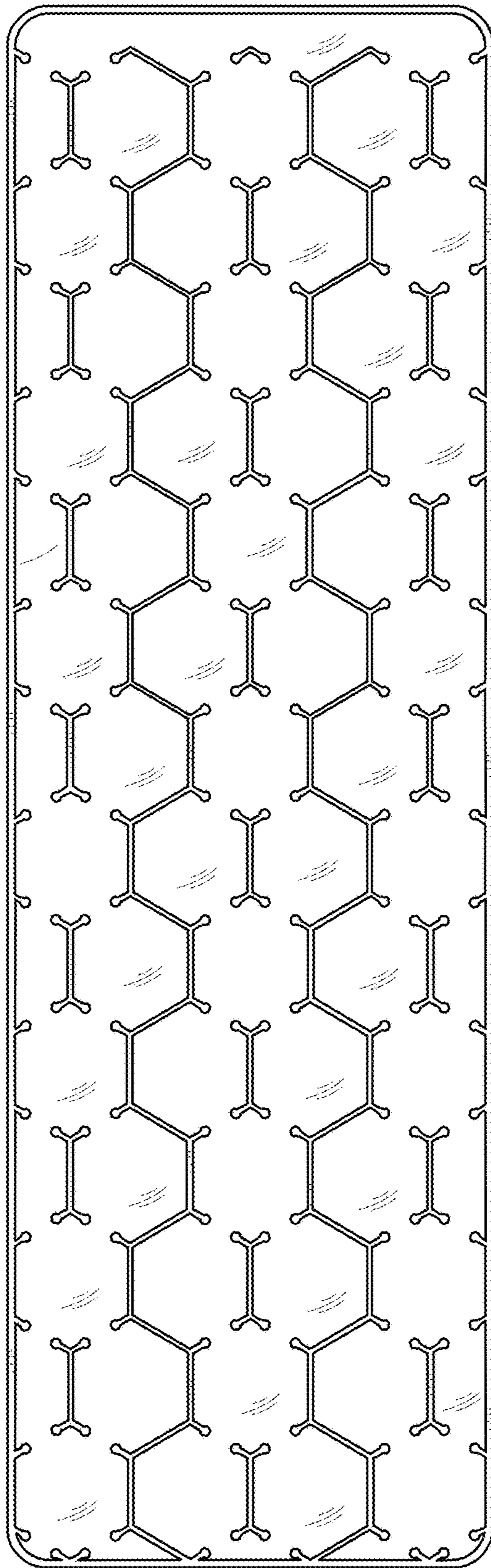


FIG. 2

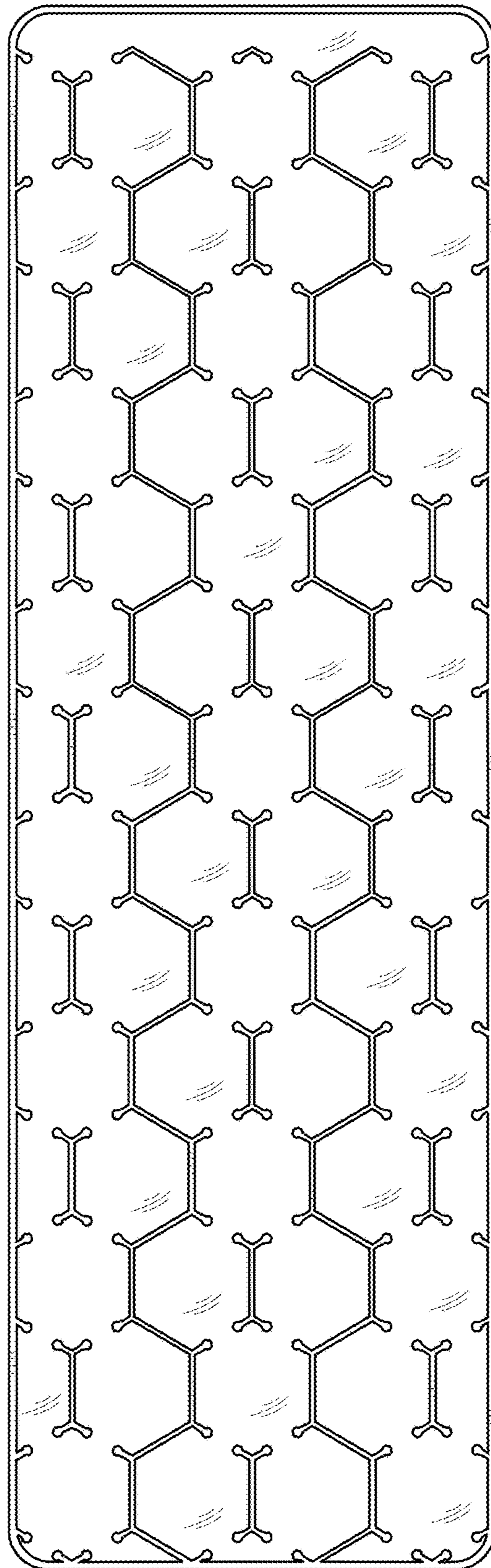


FIG. 3