



US00D830725S

(12) **United States Design Patent** (10) **Patent No.:** **US D830,725 S**  
**Scribner** (45) **Date of Patent:** **\*\* Oct. 16, 2018**

- (54) **WORK AREA CURTAIN**
- (71) Applicant: **Car-O-Liner Company**, Wixom, MI (US)
- (72) Inventor: **David M. Scribner**, Pinckney, MI (US)
- (73) Assignee: **CAR-O-LINER COMPANY**, Wixom, MI (US)
- (\*\*) Term: **15 Years**
- (21) Appl. No.: **29/590,018**
- (22) Filed: **Jan. 6, 2017**

- 5,107,917 A \* 4/1992 Larsson ..... E06B 9/13  
160/229.1
- D428,266 S \* 7/2000 Bergin ..... D5/60
- 6,394,171 B1 \* 5/2002 Robbins, III ..... E06B 3/80  
160/184
- D568,662 S \* 5/2008 Bohlen ..... D6/575
- D677,095 S \* 3/2013 Robbins, III ..... D6/577
- D679,439 S \* 4/2013 Lai ..... D26/75
- D686,432 S \* 7/2013 Colledge ..... D6/575
- 9,204,749 B1 \* 12/2015 Trapani ..... A47H 23/08

(Continued)

*Primary Examiner* — Shannon W Morgan  
*Assistant Examiner* — Clare Ann Gannon  
(74) *Attorney, Agent, or Firm* — Reising Ethington, PC

**Related U.S. Application Data**

- (63) Continuation-in-part of application No. 29/582,876, filed on Oct. 31, 2016.
- (51) **LOC (11) Cl.** ..... **06-10**
- (52) **U.S. Cl.**  
USPC ..... **D6/575; D26/51; D6/578**
- (58) **Field of Classification Search**  
USPC ..... D6/575–579, 581–583, 617; D11/165;  
D25/48.4, 48.7, 164; D20/42; D23/283;  
D26/25, 51; D32/4; D2/573, 973  
CPC . A47H 1/04; A47H 1/13; A47H 13/14; A47H  
13/16; A47H 21/00; A47H 23/00; A47H  
23/02; A47H 23/05; A47H 23/10; G09F  
19/22; E06B 3/7001; E06B 9/00; E06B  
9/04  
See application file for complete search history.

**References Cited**

**U.S. PATENT DOCUMENTS**

- (56) 2,249,927 A \* 7/1941 Abramson ..... E06B 3/7001  
160/128
- 3,035,275 A \* 5/1962 Strebeigh ..... A47K 3/38  
160/237
- 4,961,454 A \* 10/1990 Reilly, Jr. .... E06B 3/481  
160/118

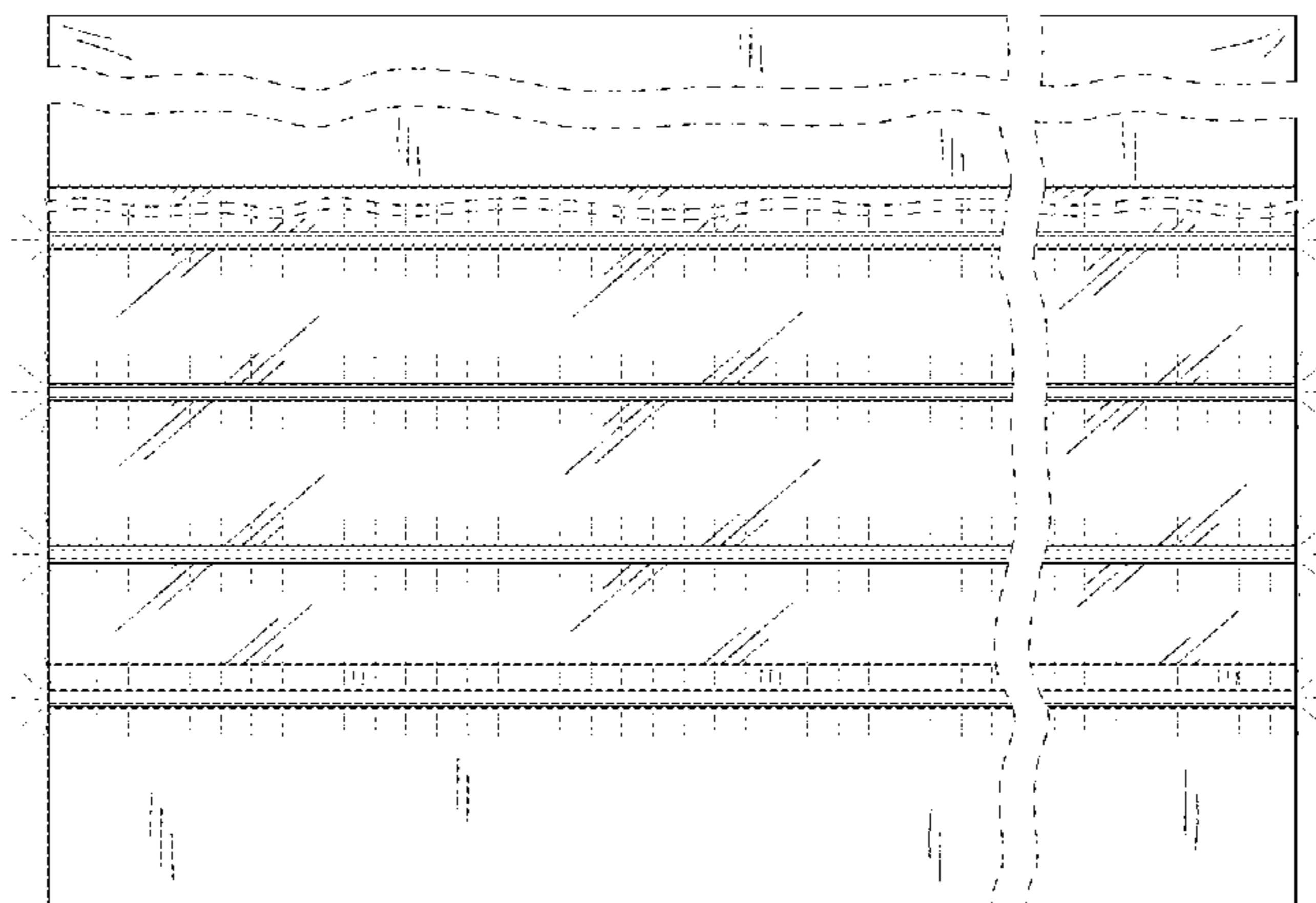
(57) **CLAIM**

The ornamental design for a work area curtain, as shown and described.

**DESCRIPTION**

FIG. 1 is a front elevational view of a work area curtain showing my new design;  
FIG. 2 is a left side elevational view thereof;  
FIG. 3 is a right side elevational view thereof;  
FIG. 4 is a back elevational view thereof;  
FIG. 5 is a top plan view thereof;  
FIG. 6 is a bottom plan view thereof; and,  
FIG. 7 is an enlarged and fragmentary right side elevational view of the encircled portion 7 of FIG. 3 showing an exemplary one of the rows of lights with an overlying transparent cover.  
The work area curtain is shown with a symbolic break in the length and height. The appearance of any portion of the article between the break lines forms no part of the claimed design.  
The dashed lines in the drawings depict environment, including illumination, and form no part of the claimed design.

**1 Claim, 3 Drawing Sheets**



(56)

**References Cited**

U.S. PATENT DOCUMENTS

2008/0251221 A1\* 10/2008 Park ..... A47H 23/02  
160/330  
2010/0243181 A1\* 9/2010 O'Connor ..... A47K 3/38  
160/236  
2014/0130249 A1\* 5/2014 Krumm ..... A47K 3/38  
4/608

\* cited by examiner

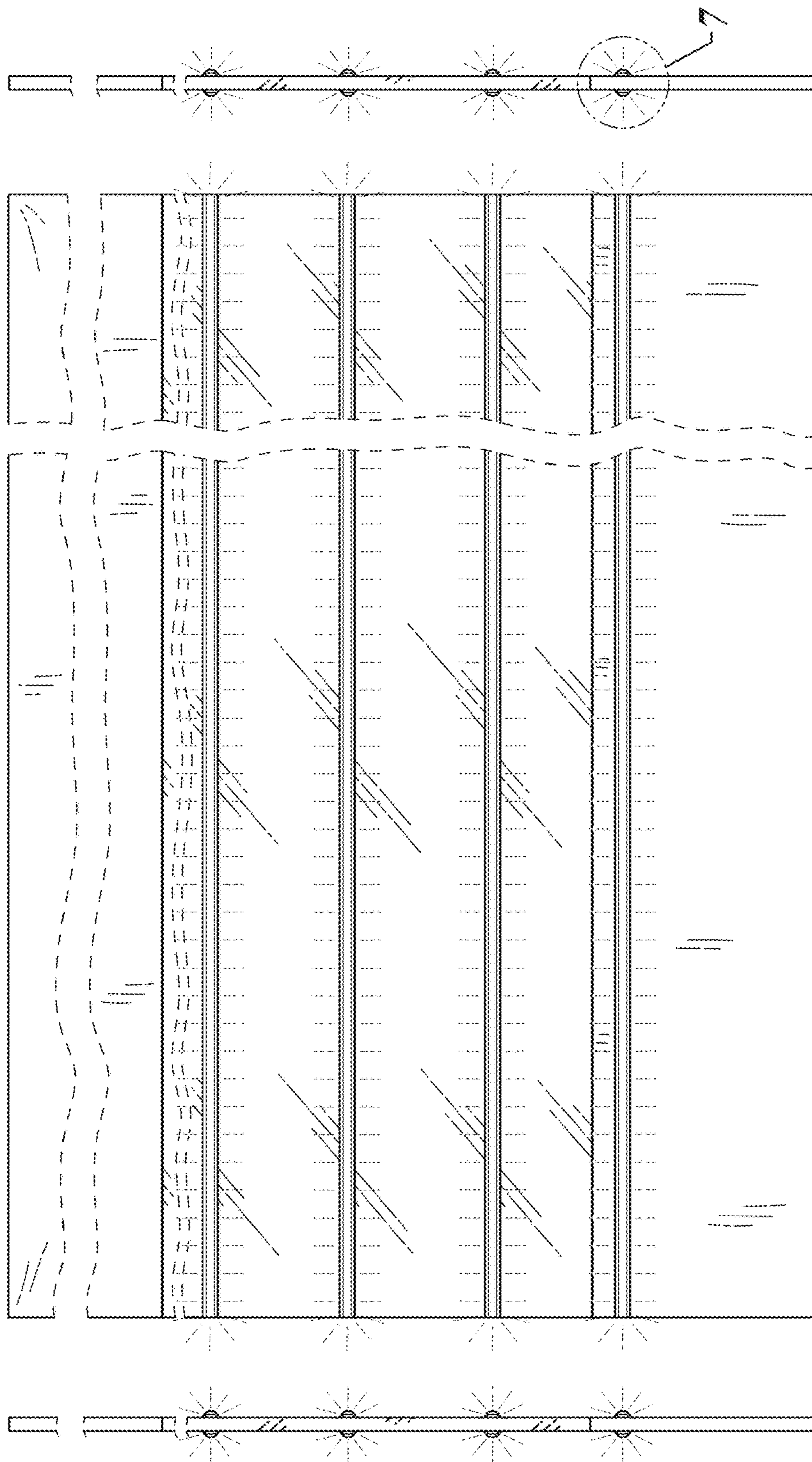


FIG. 3

FIG. 1

FIG. 2

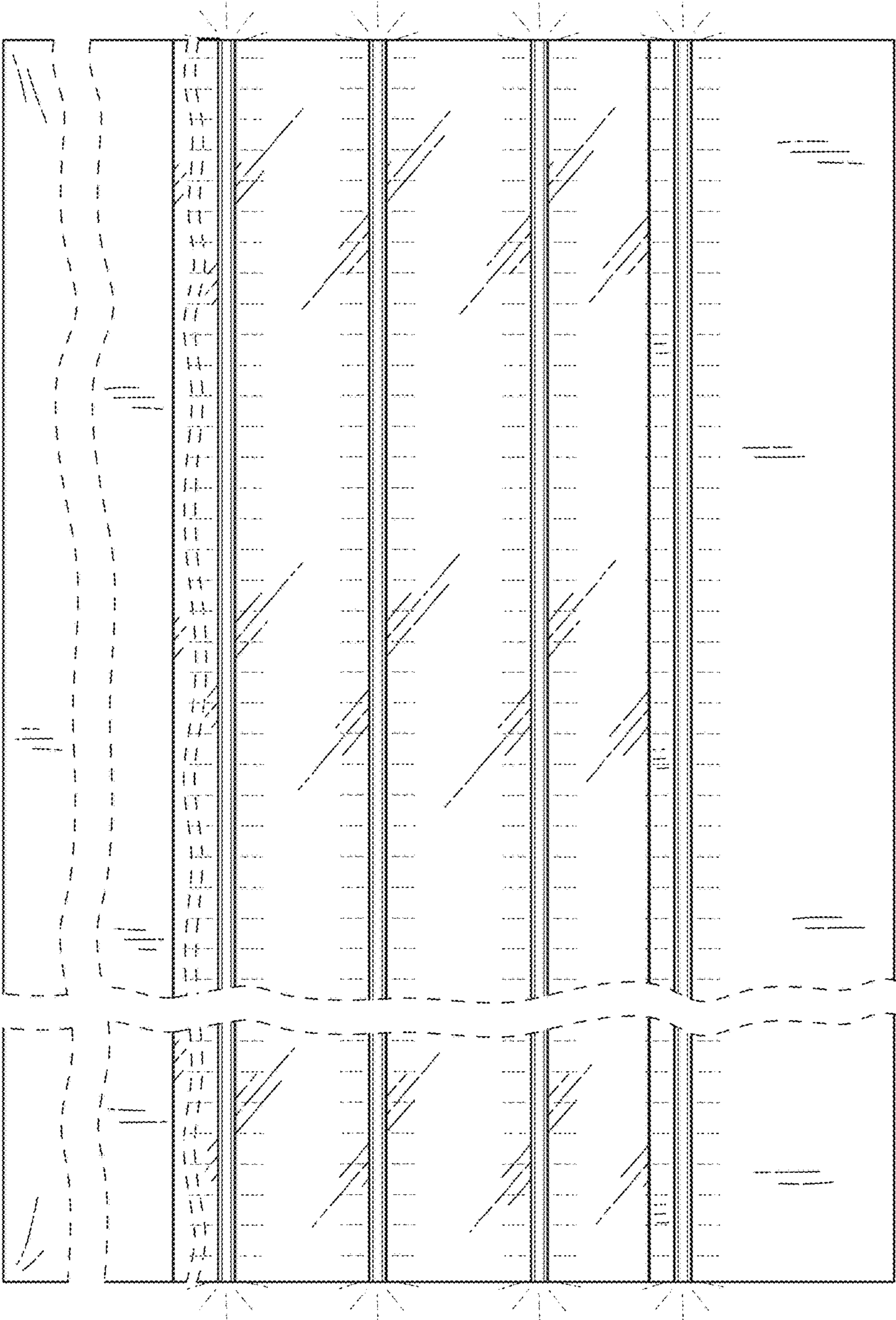
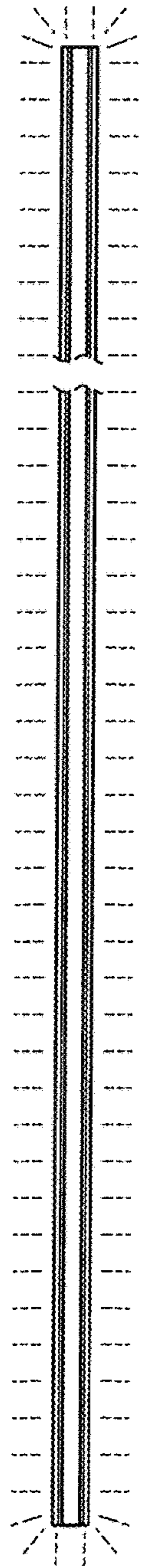
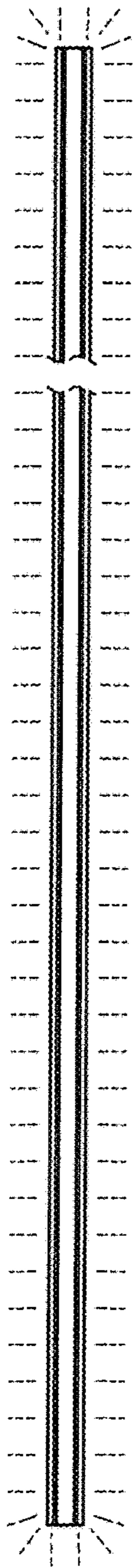


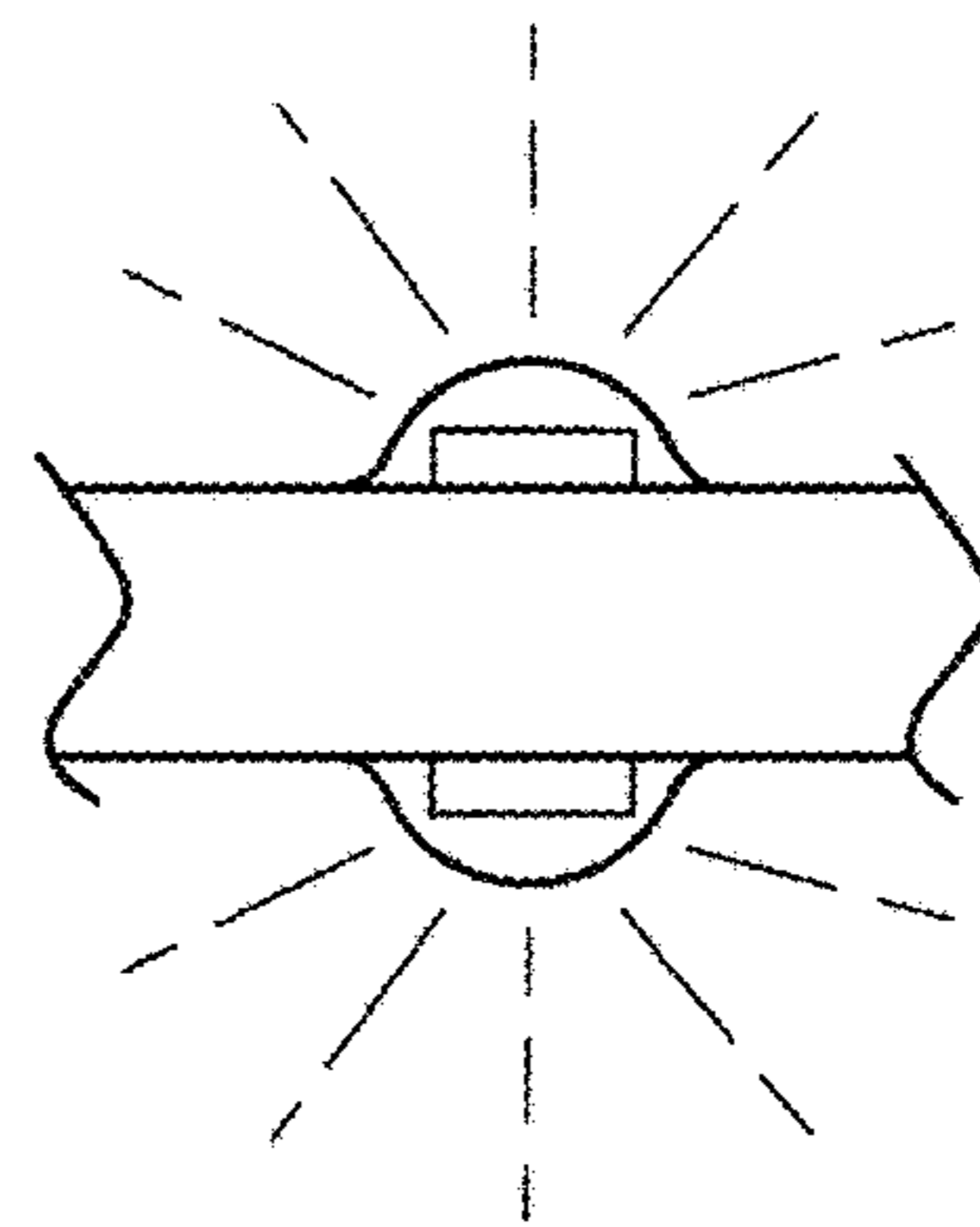
FIG. 4



**FIG. 5**



**FIG. 6**



**FIG. 7**