

US00D830723S

(12) **United States Design Patent** (10) **Patent No.:** **US D830,723 S**
Goding (45) **Date of Patent:** **** Oct. 16, 2018**

(54) **SOAP HOLDER**
(71) Applicant: **Michael E. Goding**, Omaha, NE (US)
(72) Inventor: **Michael E. Goding**, Omaha, NE (US)
(**) Term: **15 Years**
(21) Appl. No.: **29/600,573**
(22) Filed: **Apr. 13, 2017**
(51) **LOC (11) Cl.** **23-02**
(52) **U.S. Cl.**
USPC **D6/536**
(58) **Field of Classification Search**
USPC D6/536-537, 524, 525, 540, 566, 567,
D6/320; 211/13.1, 74, 71.01, 86.01, 75,
211/88.01, 90.01, 90.03, 106, 119, 126.1,
211/133.5, 181.1, 134, 87.01; D3/306;
D32/55-56; D7/637, 412;
248/206.2-206.3; 99/508
CPC .. B23P 17/04; A47K 1/09; A47K 1/08; A47K
3/281; F16B 47/00
See application file for complete search history.

(56) **References Cited**

U.S. PATENT DOCUMENTS

D57,719 S * 4/1921 Pfeiffer, Sr. D7/584
D141,011 S * 4/1945 Madan D6/536
D253,928 S * 1/1980 Murphy D11/152
D270,799 S * 10/1983 Creske D6/707.24
D298,498 S * 11/1988 Greenhut D6/536
D312,740 S * 12/1990 Greenhut D6/536
4,993,546 A * 2/1991 Southard A47K 1/08
206/77.1
5,577,693 A * 11/1996 Corn A61M 16/009
128/910
D396,172 S * 7/1998 Nask D7/615
D400,398 S * 11/1998 McNaughton D7/503

D423,292 S * 4/2000 Horvat D7/553.6
D448,622 S * 10/2001 Horvat D7/501
D504,248 S * 4/2005 Wagner D6/403
D504,249 S * 4/2005 Wagner D6/403
D505,833 S * 6/2005 Ahearn D7/549
D509,994 S * 9/2005 Hadland D7/587
D527,954 S * 9/2006 Roth D7/557
D532,231 S * 11/2006 Kracke D6/536
D533,642 S * 12/2006 Gilbert D23/249
D573,847 S * 7/2008 Bizzell D7/541
D574,172 S * 8/2008 Bickler D6/540
D600,500 S * 9/2009 Bizzell D7/541
D631,695 S * 2/2011 Sampson D7/501
2012/0175484 A1 * 7/2012 Hao F16B 47/00
248/363
2015/0282677 A1 * 10/2015 Gould A47K 5/05
510/152
2016/0097419 A1 * 4/2016 Huang F16M 13/022
248/205.7

* cited by examiner

Primary Examiner — David Muller
Assistant Examiner — Nathan Johnston
(74) *Attorney, Agent, or Firm* — Suiter Swantz pc llo


(57) **CLAIM**

The ornamental design for a soap holder, as shown and described.

DESCRIPTION

FIG. 1 is a perspective view of the soap holder showing my new design;
FIG. 2 is a top plan view thereof;
FIG. 3 is front elevation view thereof;
FIG. 4 is a first side elevation view thereof;
FIG. 5 is a rear elevation view thereof;
FIG. 6 is a second side elevation view thereof; and,
FIG. 7 is a bottom plan view thereof.

1 Claim, 7 Drawing Sheets



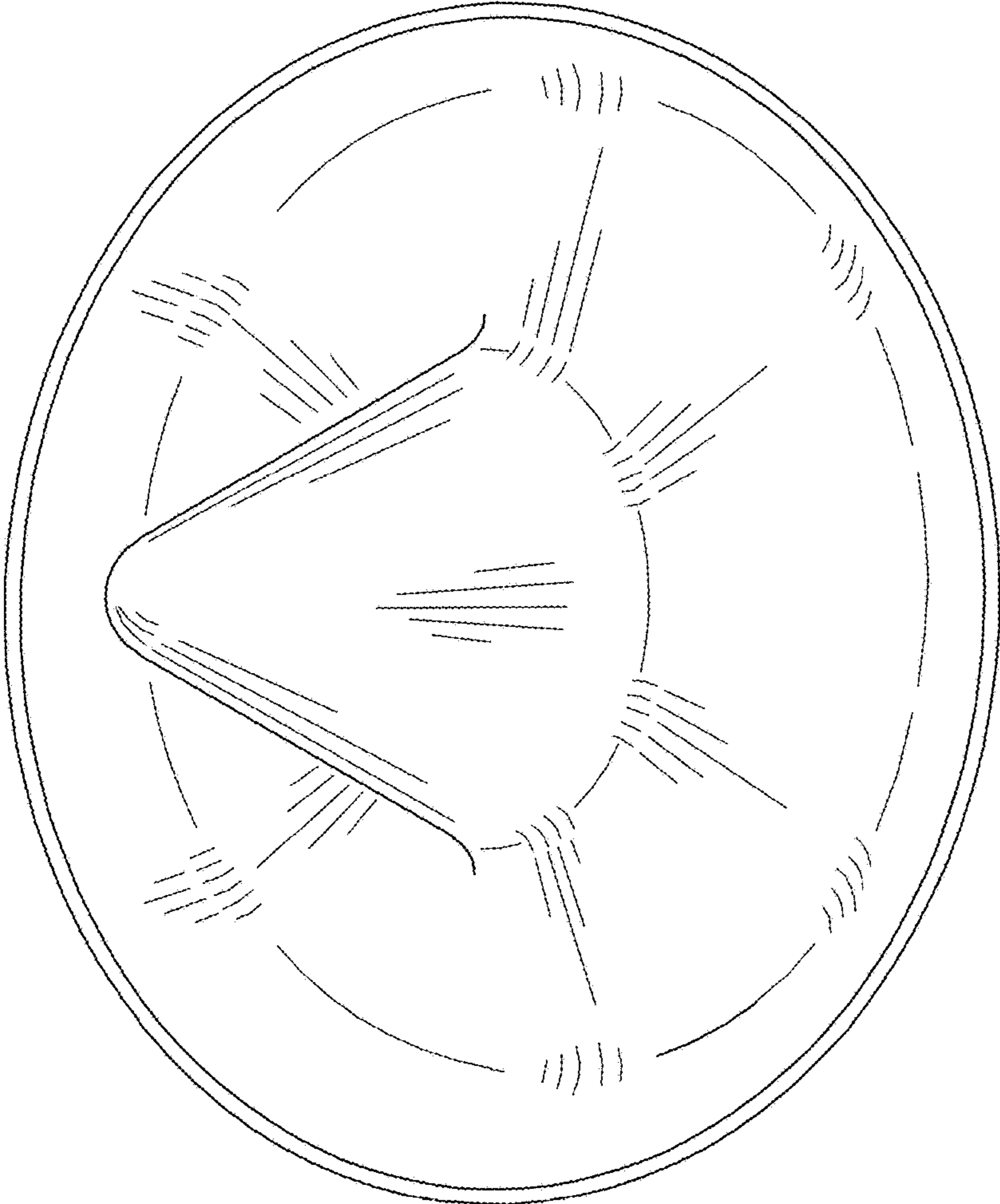


FIG.1



FIG. 2

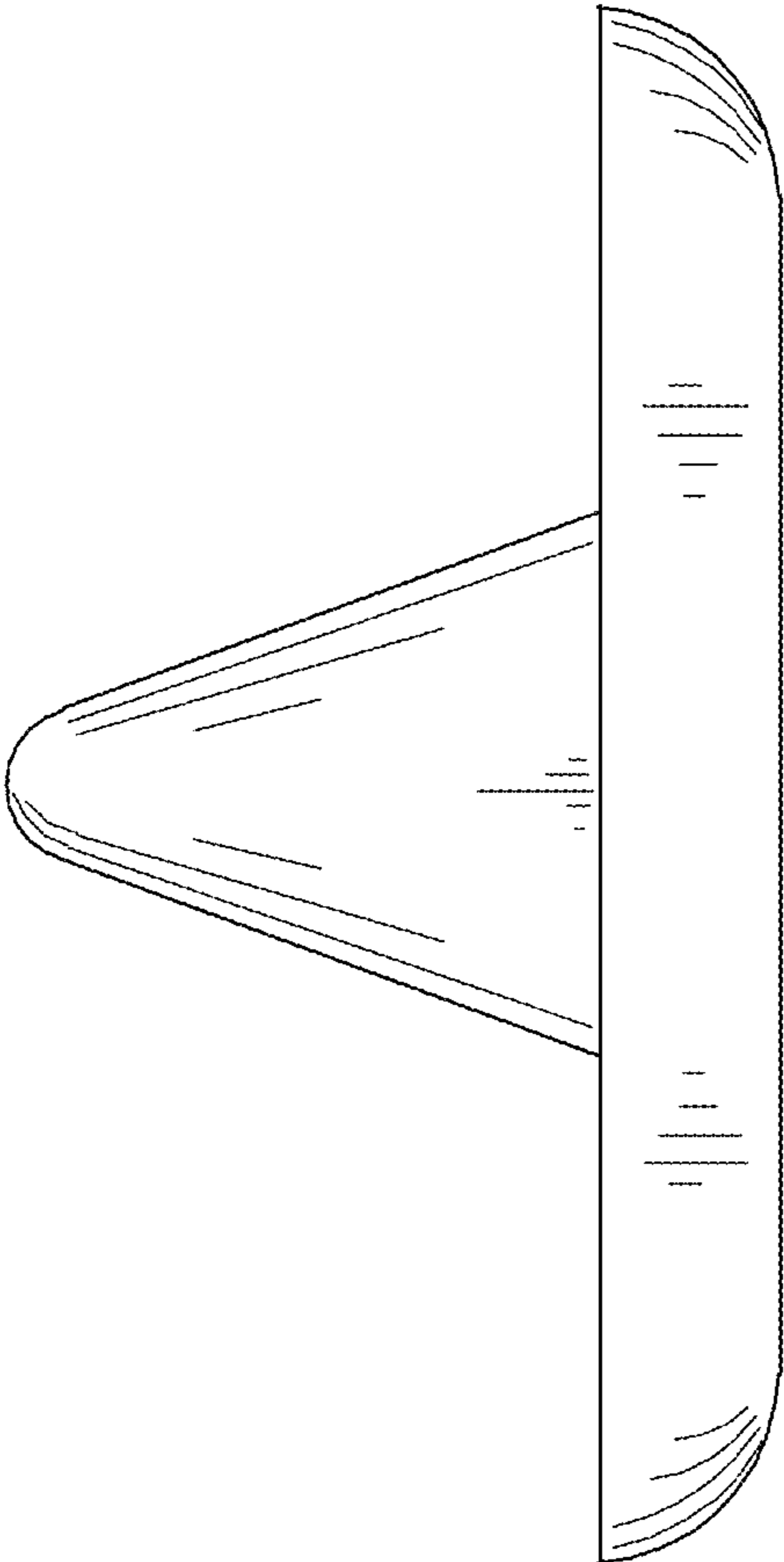


FIG. 3

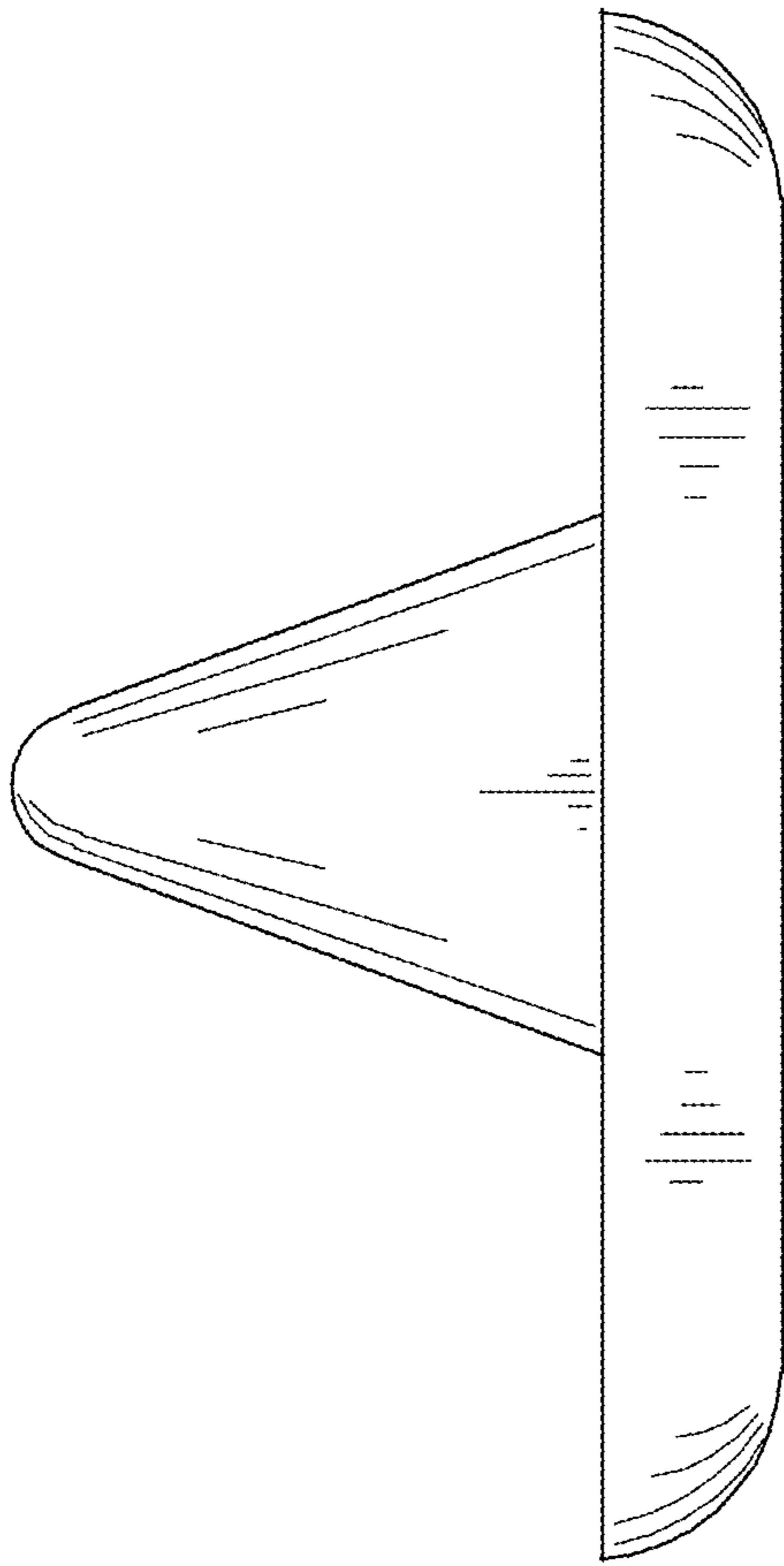


FIG.4

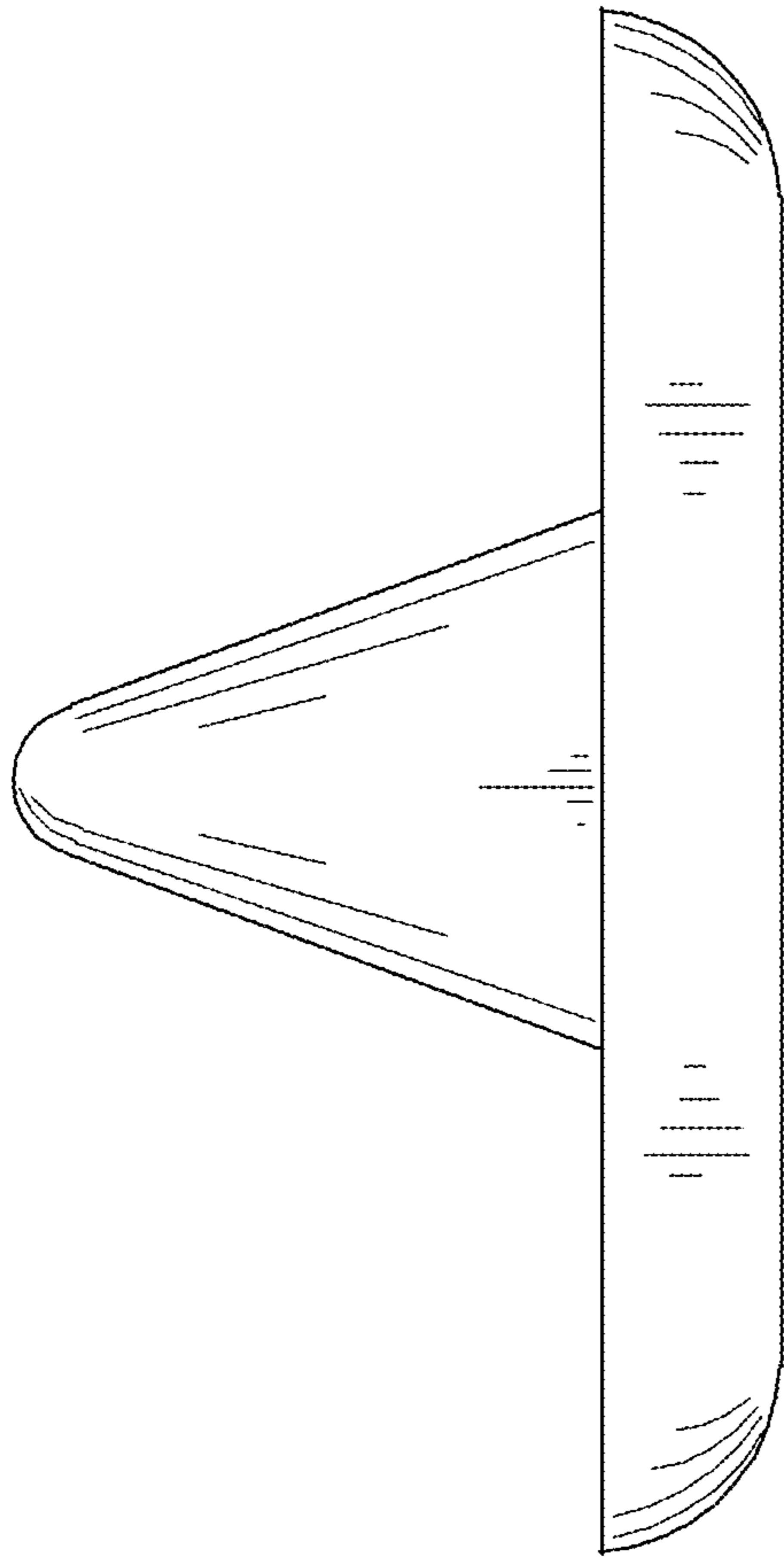


FIG. 5

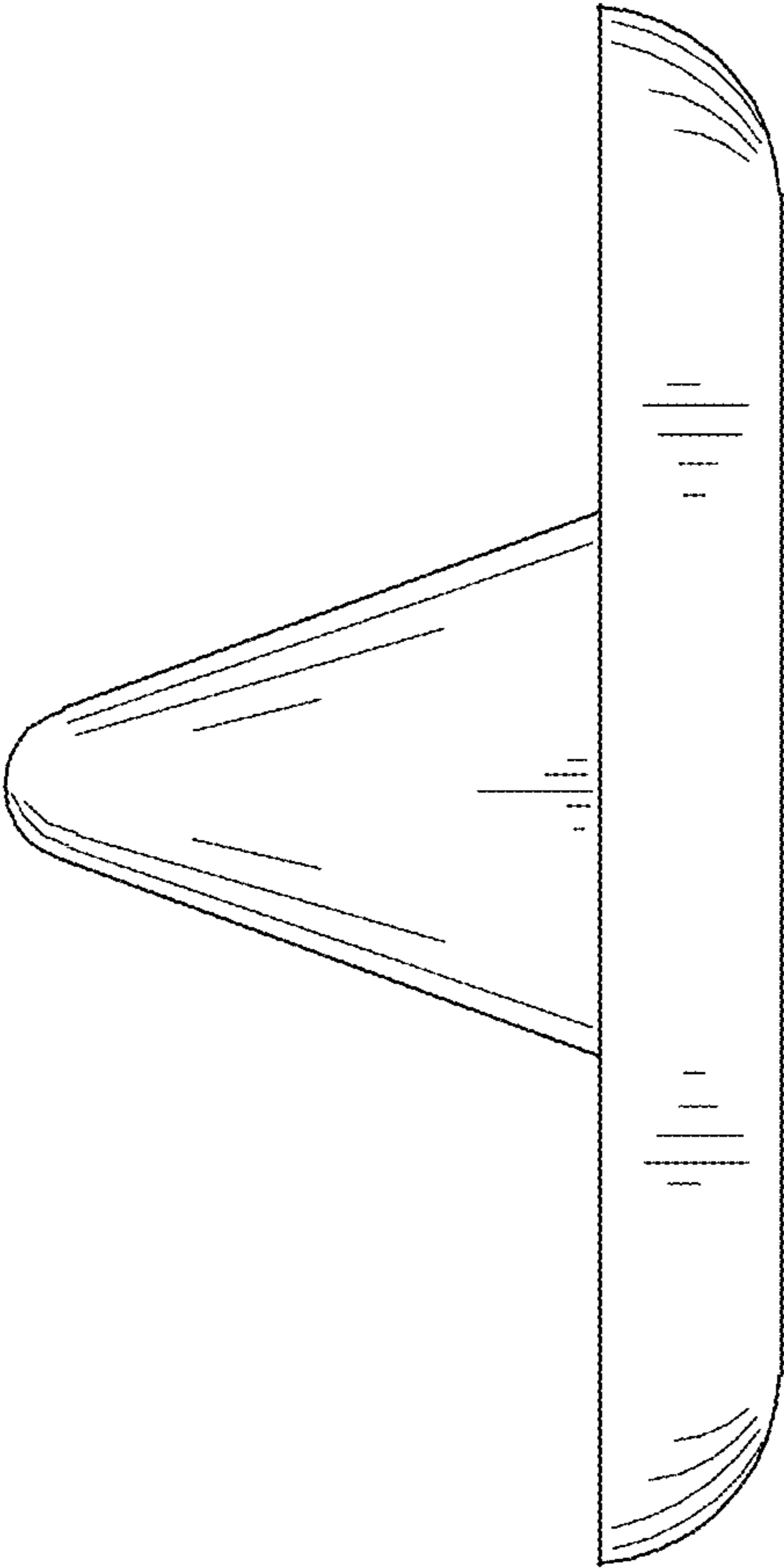


FIG.6

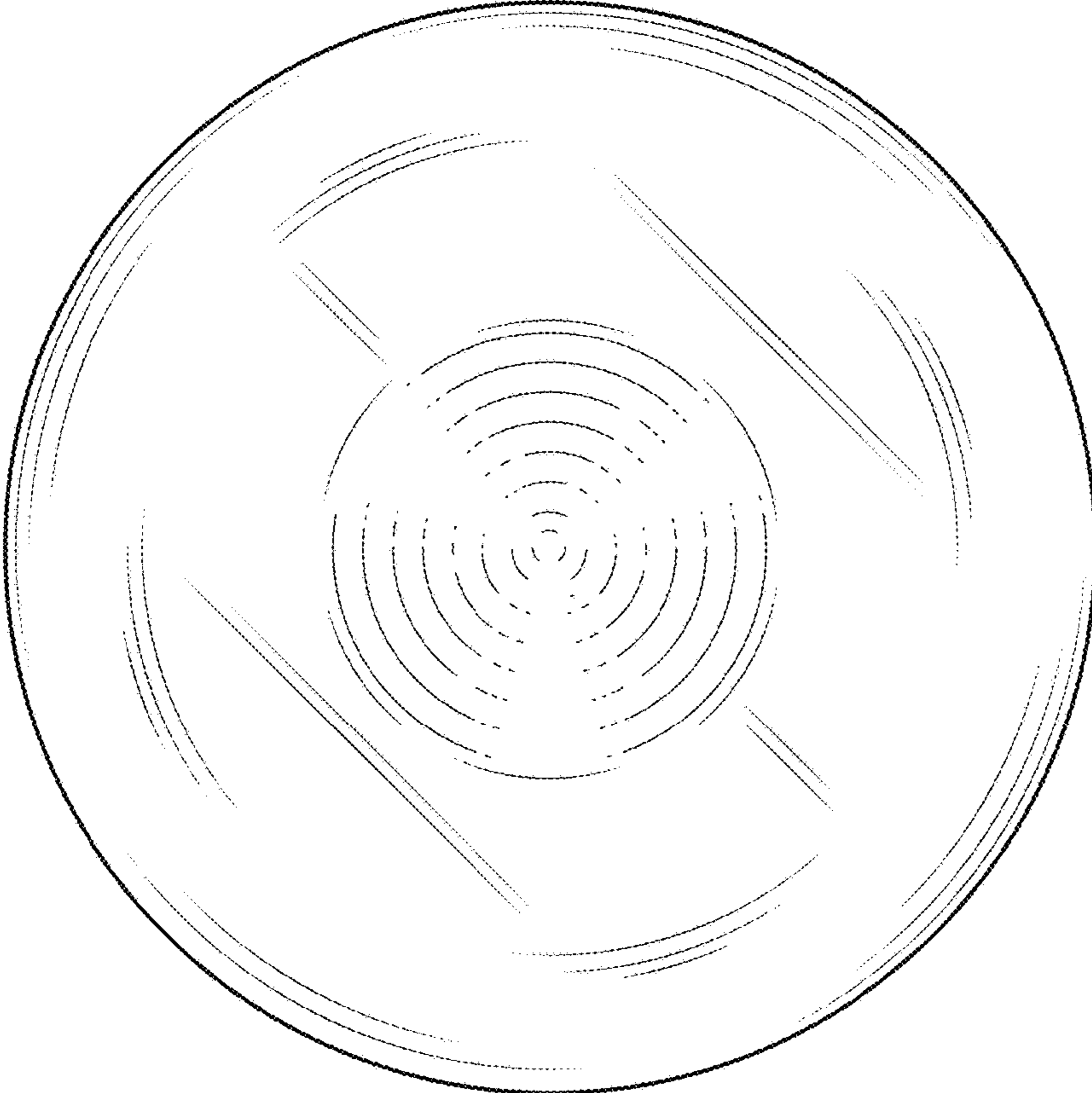


FIG. 7