

US00D830720S

(12) **United States Design Patent** (10) **Patent No.:** **US D830,720 S**
Meegan (45) **Date of Patent:** **** Oct. 16, 2018**

(54) **VINYL RECORD DISPLAY/STORAGE STAND**

(71) Applicant: **Kieran Hugh Meegan**, Heidelberg
West (AU)

(72) Inventor: **Kieran Hugh Meegan**, Heidelberg
West (AU)

(**) Term: **15 Years**

(21) Appl. No.: **29/603,561**

(22) Filed: **May 10, 2017**

(51) **LOC (11) Cl.** **06-06**

(52) **U.S. Cl.**
USPC **D6/407**

(58) **Field of Classification Search**

USPC D6/300, 310, 407, 672, 673, 678, 678.3,
D6/682; D14/253, 451, 434
CPC .. A47F 3/00; A47F 5/0018; A47F 7/00; A47F
7/0042; A47F 7/0007; G11B 2220/00;
G11B 2220/41

See application file for complete search history.

(56) **References Cited**

U.S. PATENT DOCUMENTS

D306,380 S * 3/1990 Kemble D6/675.1
D450,518 S * 11/2001 Frederick D6/630

D462,222 S * 9/2002 Palmer D6/630
D523,681 S * 6/2006 Dardashti D6/630
D641,184 S * 7/2011 Chen D6/675.3
D651,675 S * 1/2012 Norton D21/787
D677,937 S * 3/2013 Nielsen D6/680.2
D720,154 S * 12/2014 Provost D6/526

* cited by examiner

Primary Examiner — Kelley Donnelly

(74) *Attorney, Agent, or Firm* — Hogan Lovells US LLP

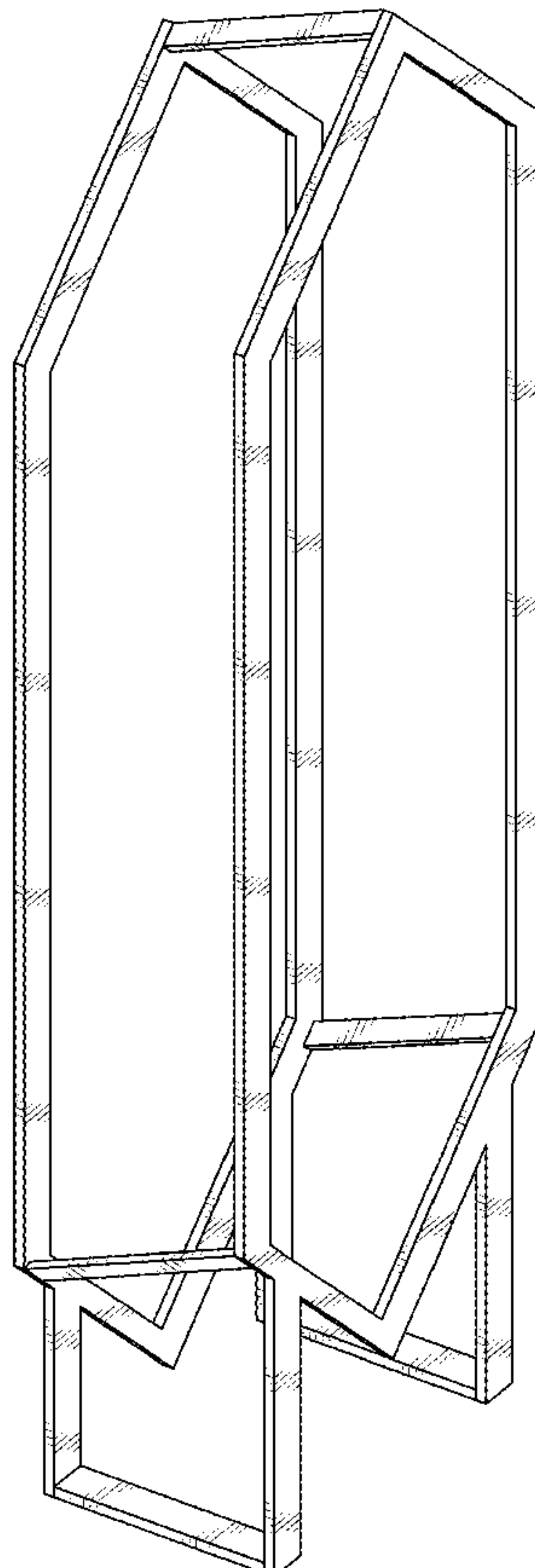
(57) **CLAIM**

The ornamental design for a vinyl record display/storage stand, as shown and described.

DESCRIPTION

FIG. 1 is a front perspective view of a vinyl record display/storage stand showing the design;
FIG. 2 is a front elevation view thereof;
FIG. 3 is a rear elevation view thereof;
FIG. 4 is a left side view thereof;
FIG. 5 is a right side view thereof.
FIG. 6 is a top plan view thereof; and,
FIG. 7 is a bottom plan view thereof.

1 Claim, 4 Drawing Sheets






FIG. 1




FIG. 2




FIG. 3




FIG. 4




FIG. 5

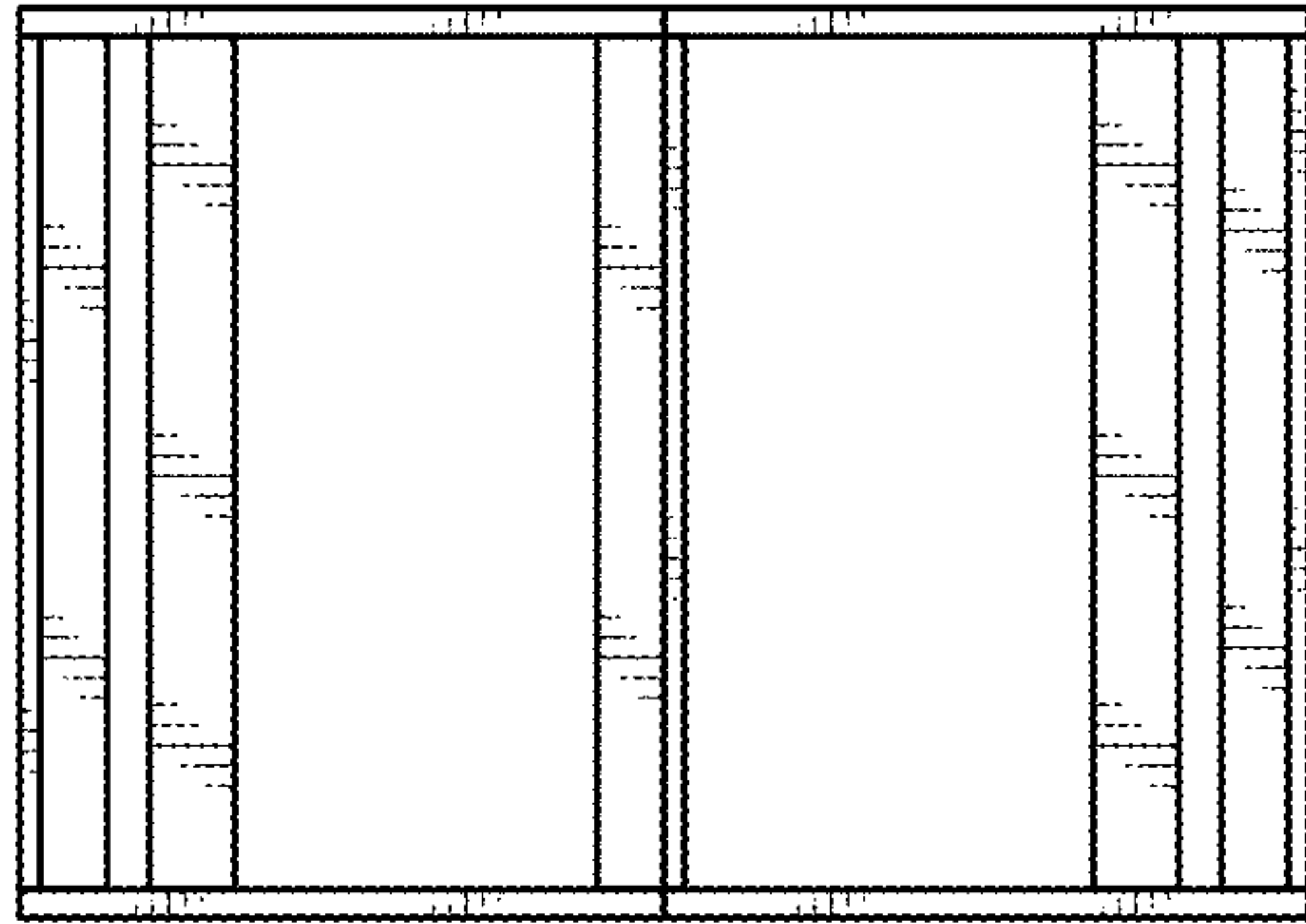


FIG. 6

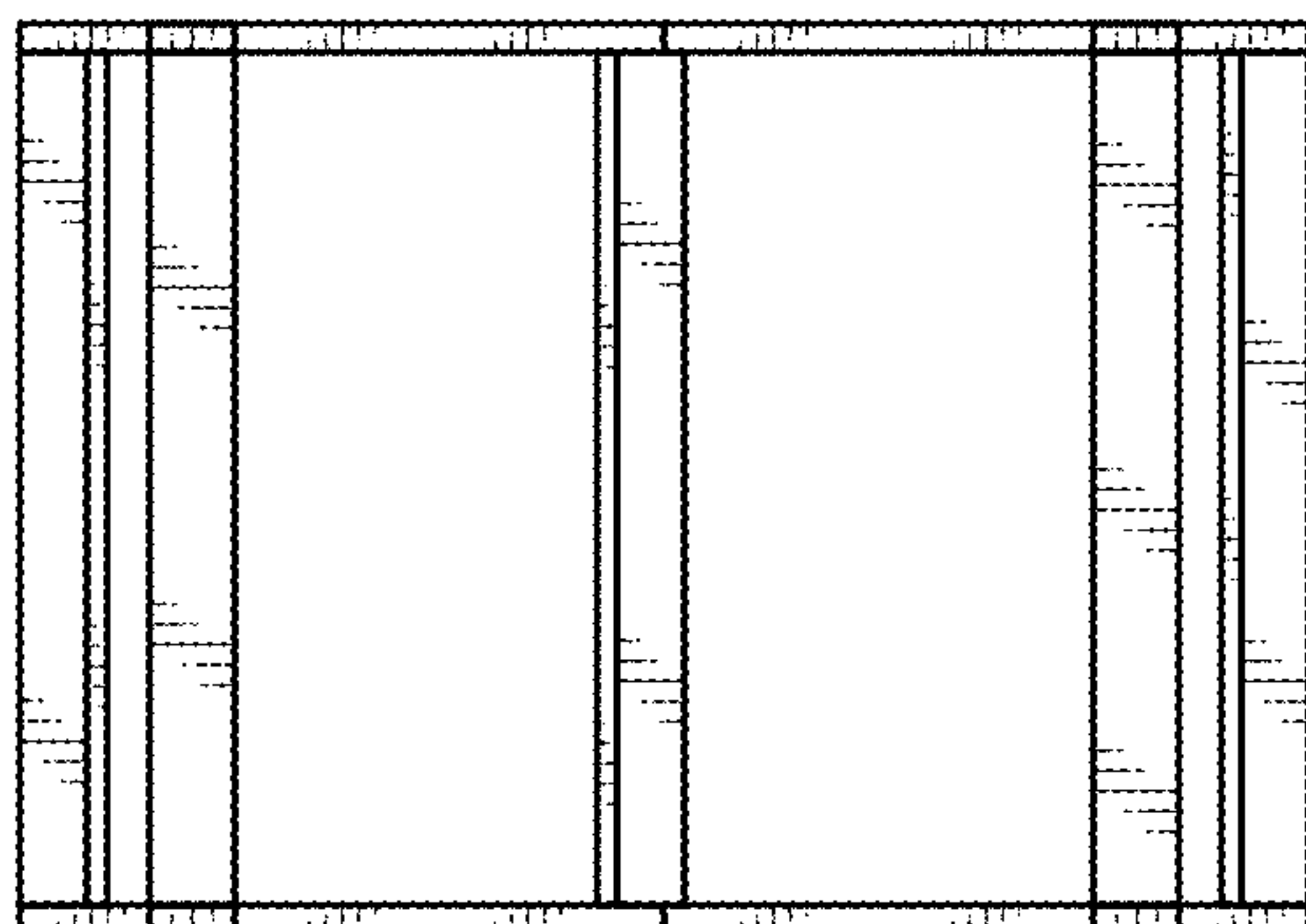


FIG. 7