



US00D830712S

(12) **United States Design Patent**
Goode et al.

(10) **Patent No.:** **US D830,712 S**
(45) **Date of Patent:** **** Oct. 16, 2018**

(54) **FURNITURE FOR AIRCRAFT**

(71) Applicant: **Qatar Airways Q.C.S.C.**, Doha (QA)

(72) Inventors: **Nigel Anthony Goode**, London (GB);
Benjamin Michael Rowan, London (GB);
Christopher James Haslam, London (GB);
Felix Karsten Haeffner, London (GB);
Elizabeth Kyle Scorgie, Orpington (GB)

(73) Assignee: **Qatar Airways Q.C.S.C.** (QA)

(**) Term: **15 Years**

(21) Appl. No.: **29/595,947**

(22) Filed: **Mar. 3, 2017**

(30) **Foreign Application Priority Data**

Sep. 7, 2016	(EM)	003368794-0005
Sep. 7, 2016	(EM)	003368794-0009
Sep. 7, 2016	(EM)	003368794-0010
Sep. 7, 2016	(EM)	003368794-0011
Sep. 7, 2016	(EM)	003368794-0012
Sep. 7, 2016	(EM)	003368794-0013
Sep. 7, 2016	(EM)	003368794-0014

(Continued)

(51) **LOC (11) Cl.** **06-01**

(52) **U.S. Cl.**
USPC **D6/356; D6/338**

(58) **Field of Classification Search**
USPC D6/356, 335-338, 357, 360, 367, 716.4,
D6/716.1, 349; D12/400, 345, 190, 195
(Continued)

(56) **References Cited**

U.S. PATENT DOCUMENTS

D558,993 S *	1/2008	Saint-Jalmes	D6/356
7,419,214 B2 *	9/2008	Plant	B60N 2/34 244/118.6

(Continued)

OTHER PUBLICATIONS

U.S. Appl. No. 29/595,971, filed Mar. 3, 2017 (unpublished).

Primary Examiner — Deanna L Pratt

(74) *Attorney, Agent, or Firm* — Saidman DesignLaw Group, LLC

(57) **CLAIM**

The ornamental design for furniture for aircraft, as shown and described.

DESCRIPTION

The file of this patent contains at least one drawing/photograph executed in color. Copies of this patent with color drawing(s)/photograph(s) will be provided by the Office upon request and payment of the necessary fee.

FIG. 1 is a top, right side perspective view of a first embodiment of furniture for aircraft showing our new design;

FIG. 2 is a top, left side perspective view thereof;

FIG. 3 is a top view thereof;

FIG. 4 is a top, right side perspective view of a second embodiment thereof;

FIG. 5 is a top, left side perspective view thereof;

FIG. 6 is a top view thereof;

FIG. 7 shows the first embodiment in an alternate position;

FIG. 8 is a top view of FIG. 7;

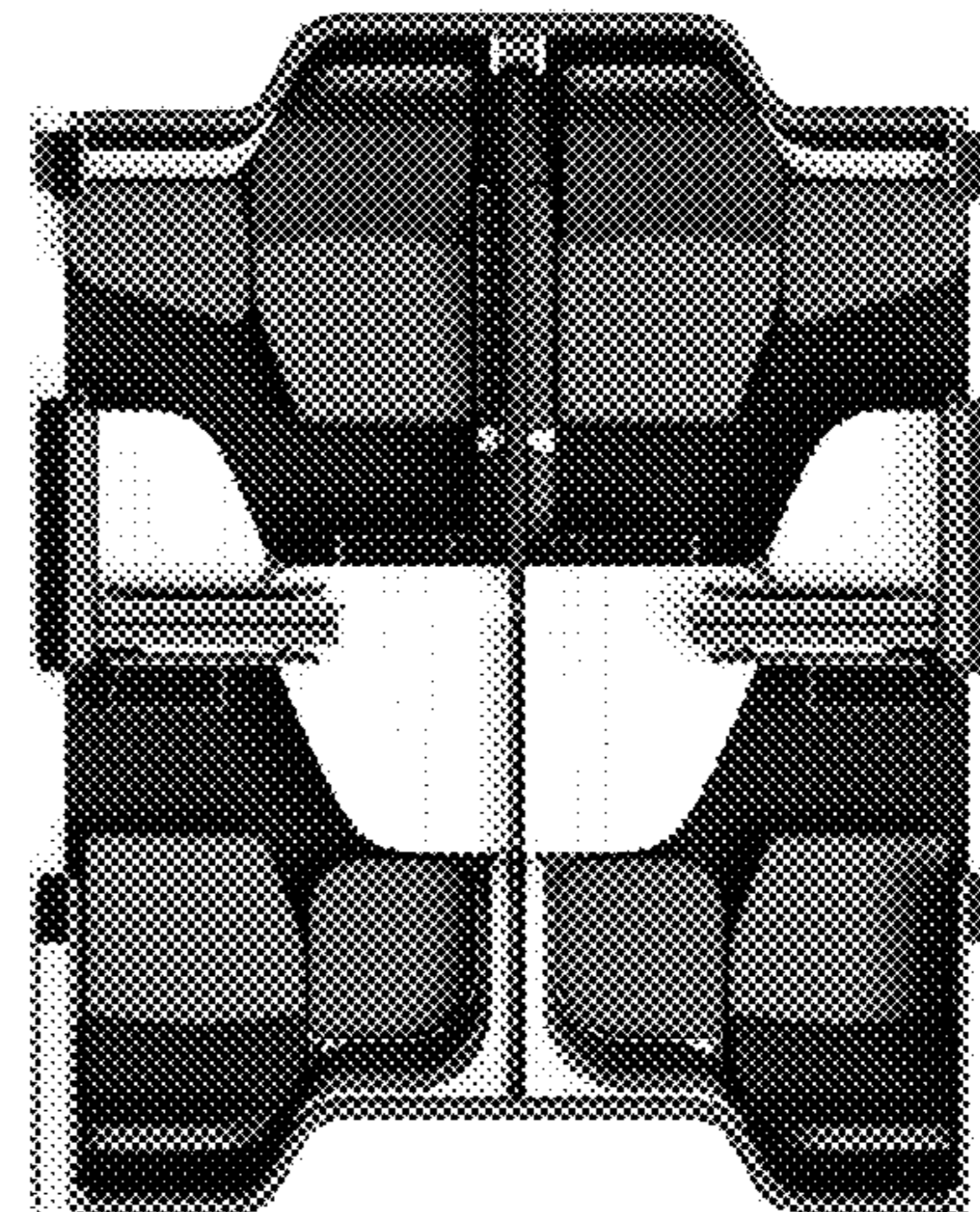

FIG. 9 shows the second embodiment in an alternate position; and,

FIG. 10 is a top view of FIG. 9.

The drawings include shadows and reflections which indicate contour, not surface ornamentation.

FIGS. 4-6 show FIGS. 1-3 in grayscale. FIGS. 9-10 show FIGS. 7-8 in grayscale.

1 Claim, 10 Drawing Sheets
(10 of 10 Drawing Sheet(s) Filed in Color)



(30) **Foreign Application Priority Data**

Sep. 7, 2016 (EM) 003368794-0015
Sep. 7, 2016 (EM) 003368794-0016
Sep. 7, 2016 (EM) 003368794-0017
Sep. 7, 2016 (EM) 003368794-0018
Sep. 7, 2016 (EM) 003368794-0023

(58) **Field of Classification Search**

CPC . B64D 11/06; B64D 11/0641; B64D 11/0604;
B64D 11/0606; B64D 11/0601; B64D
11/064; B64D 11/0643

See application file for complete search history.

(56) **References Cited**

U.S. PATENT DOCUMENTS

D591,520 S * 5/2009 Orson D6/356
D741,075 S * 10/2015 Lawson D6/338
D741,609 S * 10/2015 Williams D6/338
9,169,020 B2 * 10/2015 Kroll B64D 11/06
9,266,614 B2 2/2016 Henshaw
D798,622 S * 10/2017 Grader D6/356
2016/0272323 A1 * 9/2016 Carlioz B64D 11/0646
2016/0297524 A1 * 10/2016 Simeon B64D 11/0601
2016/0297530 A1 * 10/2016 Simeon B61D 1/04
2018/0105273 A1 * 4/2018 Robinson B64D 11/0606

* cited by examiner



FIG. 1



FIG. 2




FIG. 3



FIG. 4



FIG. 5




FIG. 6



FIG. 7




FIG. 8



FIG. 9




FIG. 10