



US00D830709S

(12) **United States Design Patent** (10) **Patent No.:** **US D830,709 S**
Lu (45) **Date of Patent:** **** Oct. 16, 2018**

(54) **CLOTHES HANGER**

(71) Applicant: **Zewei Lu**, Guilin (CN)

(72) Inventor: **Zewei Lu**, Guilin (CN)

(**) Term: **15 Years**

(21) Appl. No.: **29/622,334**

(22) Filed: **Oct. 16, 2017**

(51) **LOC (11) Cl.** **06-08**

(52) **U.S. Cl.**
USPC **D6/319**

(58) **Field of Classification Search**
USPC D6/315-328, 672; 223/85-98; 211/10,
211/13.1, 85.2, 86.01, 87.01, 113
CPC A47G 25/14; A47G 25/28; A47G 25/26;
A47G 25/30; A47G 25/36; A47G 25/50;
A47G 25/442; A47G 25/483; A47G
25/743; A47G 25/4023; A47F 5/0006
See application file for complete search history.

(56) **References Cited**

U.S. PATENT DOCUMENTS

2,656,077 A * 10/1953 Gensky A47G 25/487
223/91
D200,942 S * 4/1965 Goldin 223/92
D500,603 S * 1/2005 Lambert D6/326
D507,705 S * 7/2005 Abdi D6/317
D520,541 S * 5/2006 Singleton D6/318
D591,055 S * 4/2009 Abdi D6/317
D591,519 S * 5/2009 Patel D6/319
D626,345 S * 11/2010 Muller D6/319
D630,445 S * 1/2011 Crawford D6/319

D656,746 S * 4/2012 Mo D6/319
D709,707 S * 7/2014 Chan D6/319
D732,840 S * 6/2015 Chiang D6/318
D786,568 S * 5/2017 Rakhamimov D6/319
2003/0132258 A1 * 7/2003 Viazanko A47G 25/442
223/85
2004/0256425 A1 * 12/2004 Barre A47G 25/28
223/85
2012/0138641 A1 * 6/2012 Yamada A47G 25/1442
223/85
2015/0083760 A1 * 3/2015 Barre A47G 25/32
223/85
2016/0022077 A1 * 1/2016 Rakhamimov A47G 25/1442
223/85

* cited by examiner

Primary Examiner — Lauren R Calve
(74) *Attorney, Agent, or Firm* — Raymond Y. Chan;
David and Raymond Patent Firm

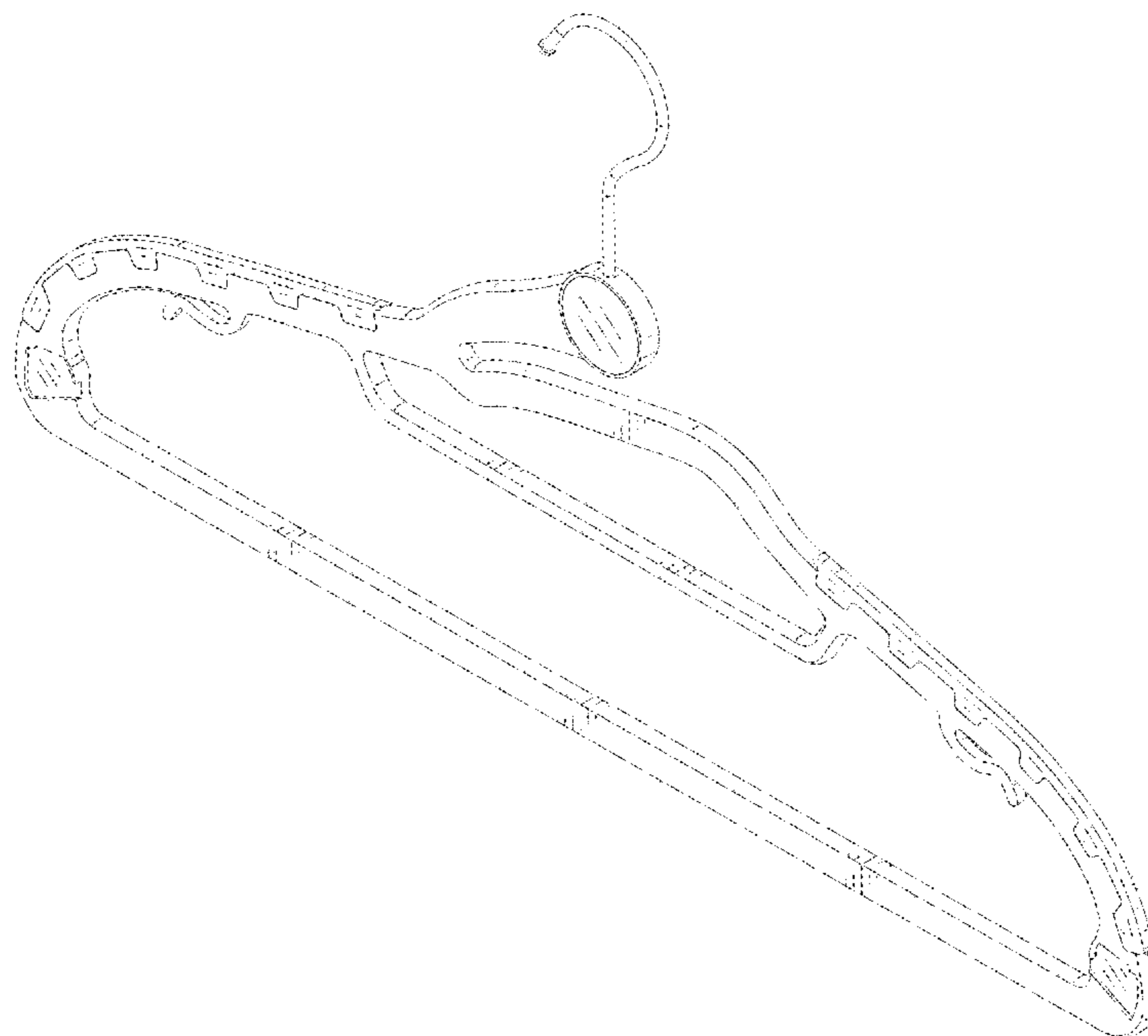
(57) **CLAIM**

The ornamental design for a clothes hanger, as shown and described.

DESCRIPTION

FIG. 1 is a perspective view of a clothes hanger showing my new design;
FIG. 2 is an opposite perspective view of the clothes hanger;
FIG. 3 is a front view of the clothes hanger;
FIG. 4 is a rear view of the clothes hanger;
FIG. 5 is a left view of the clothes hanger;
FIG. 6 is a right view of the clothes hanger;
FIG. 7 is a top view of the clothes hanger; and,
FIG. 8 is a bottom view of the clothes hanger.

1 Claim, 8 Drawing Sheets



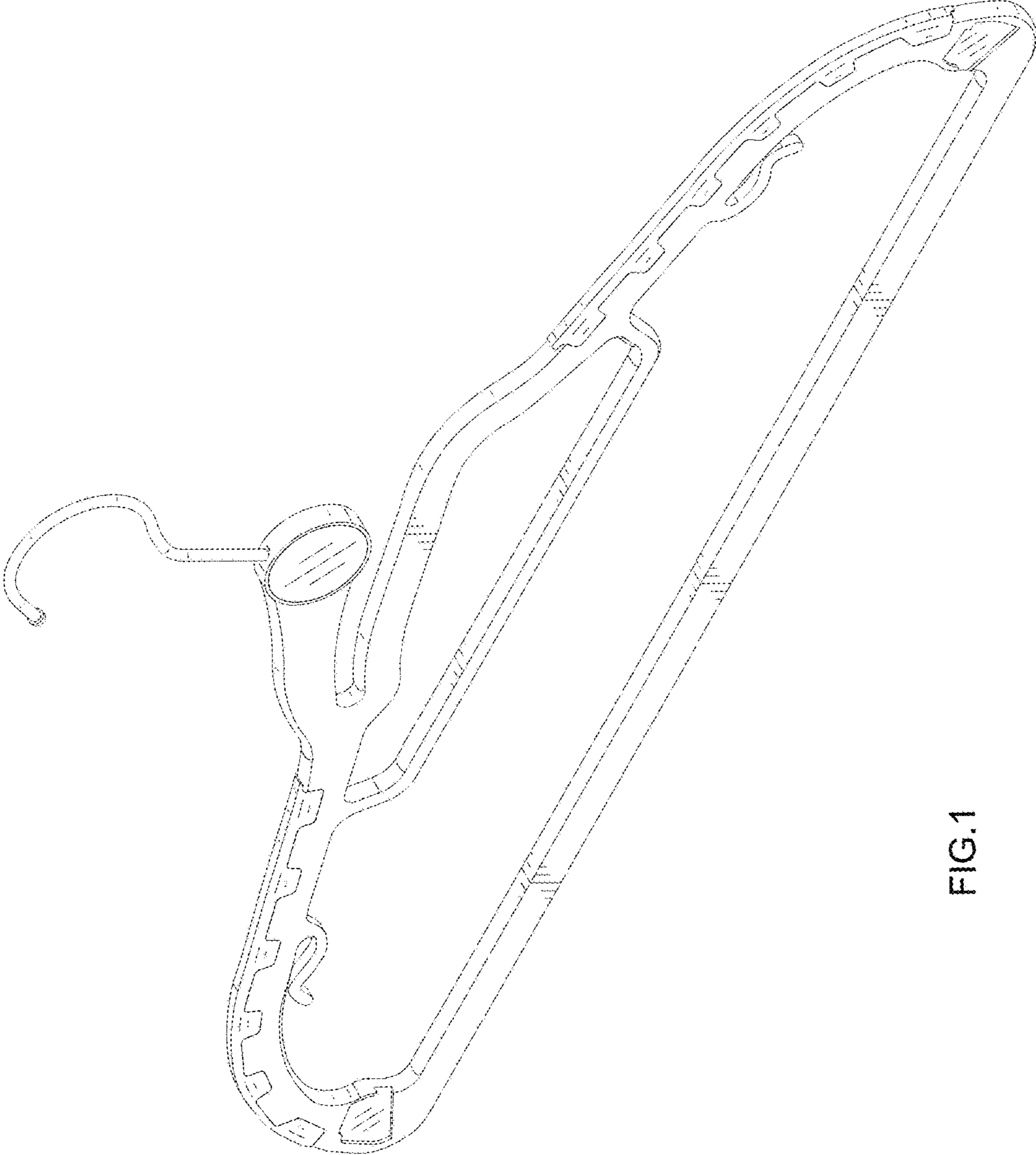


FIG.1

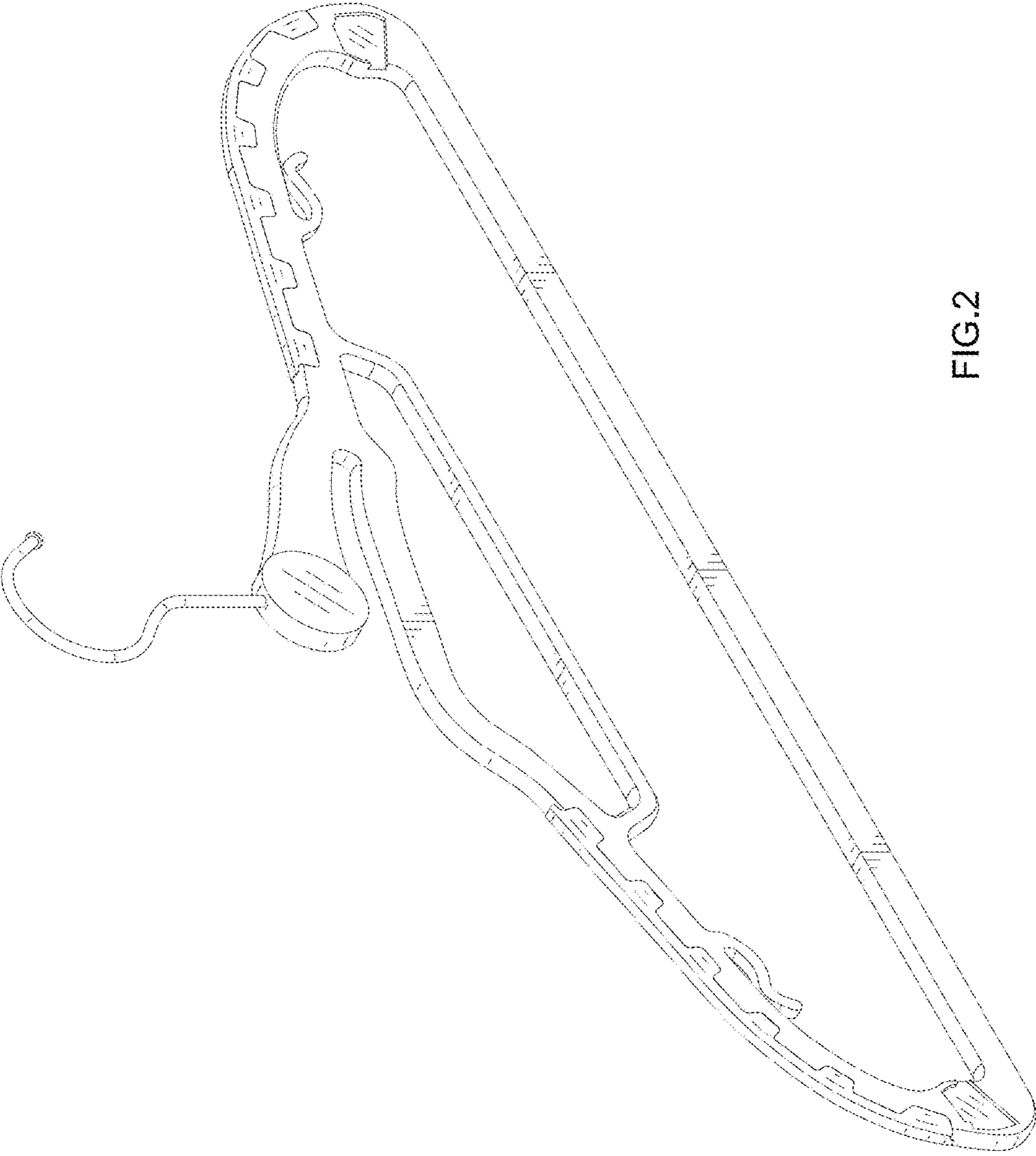


FIG. 2

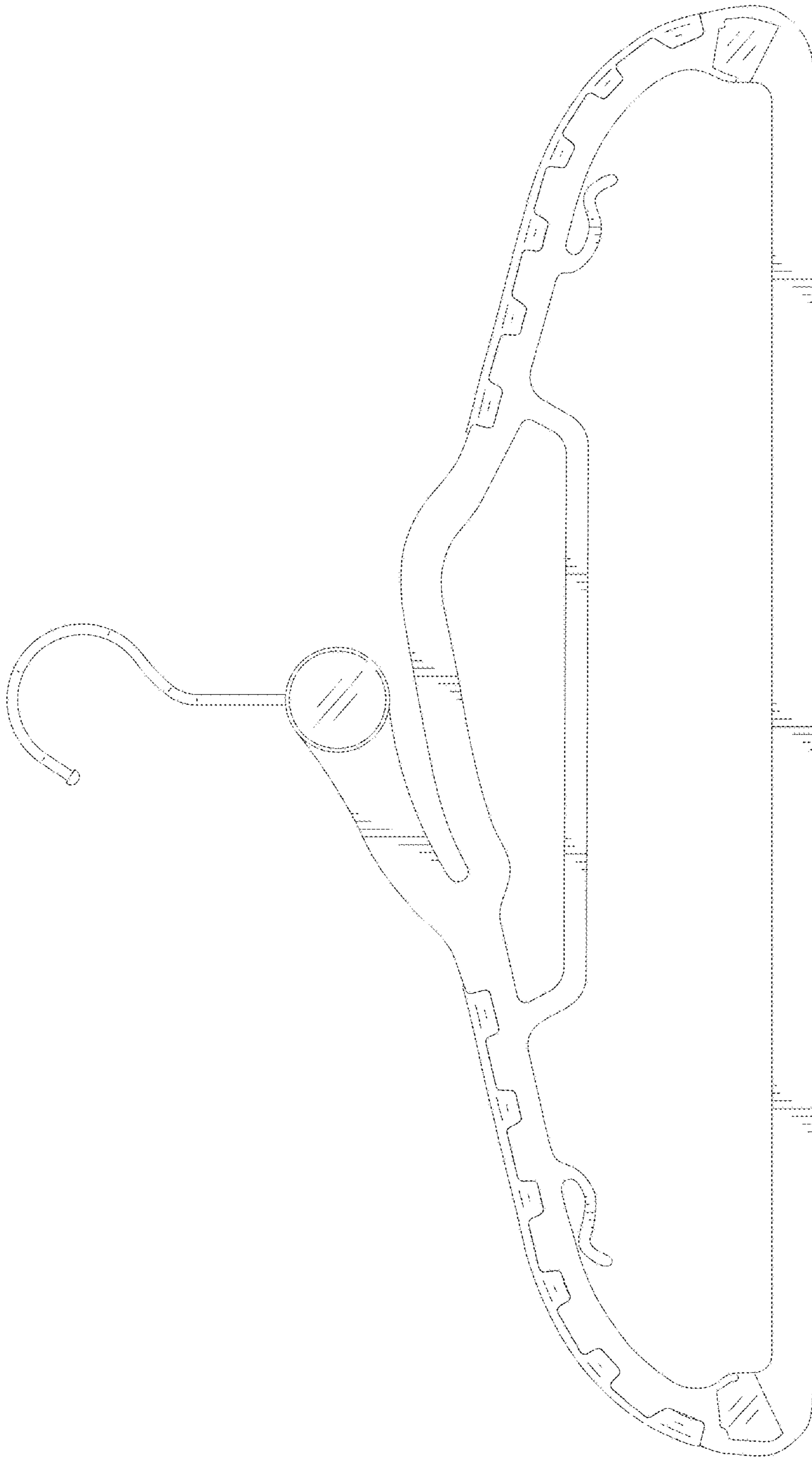


FIG.3

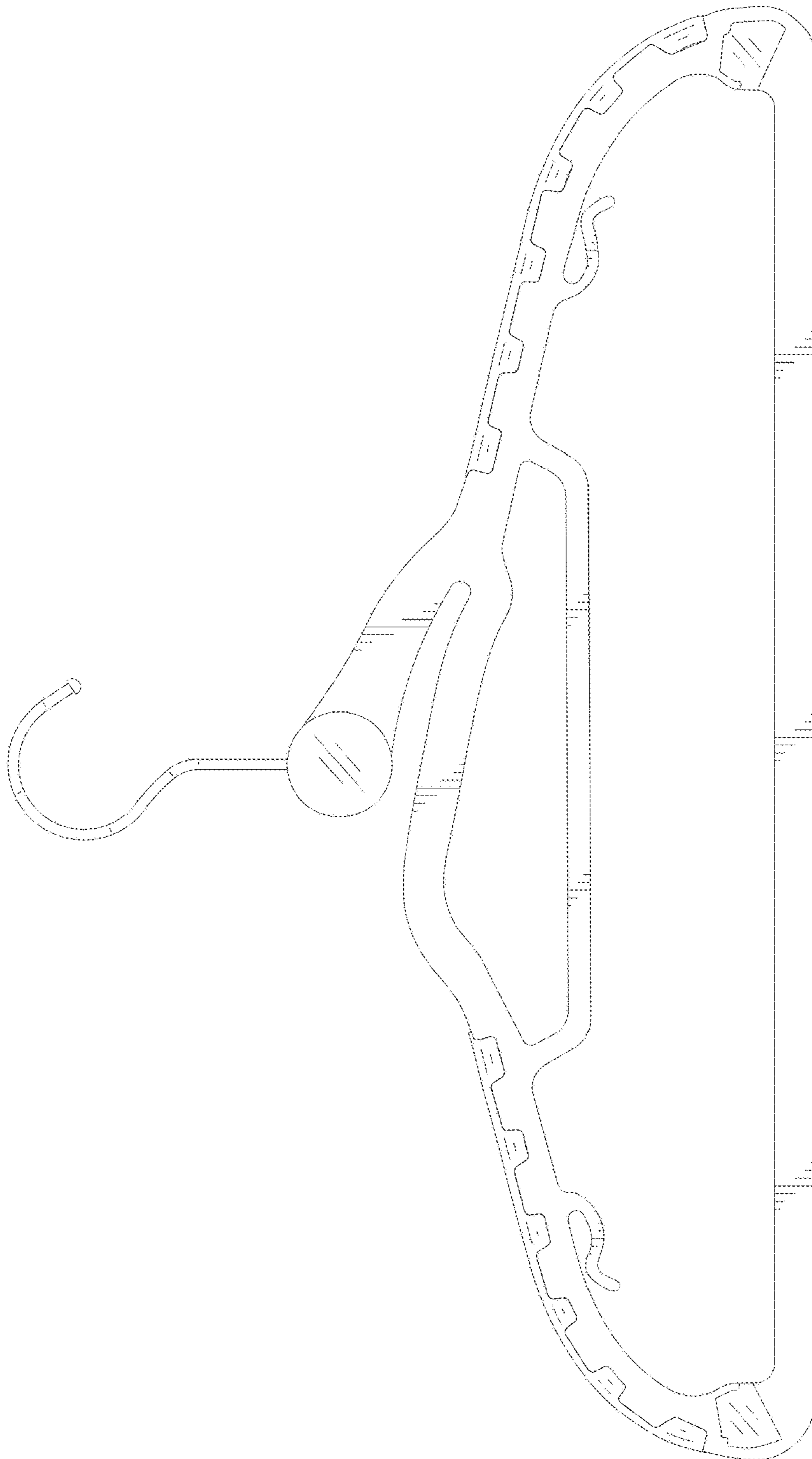


FIG. 4




FIG.5

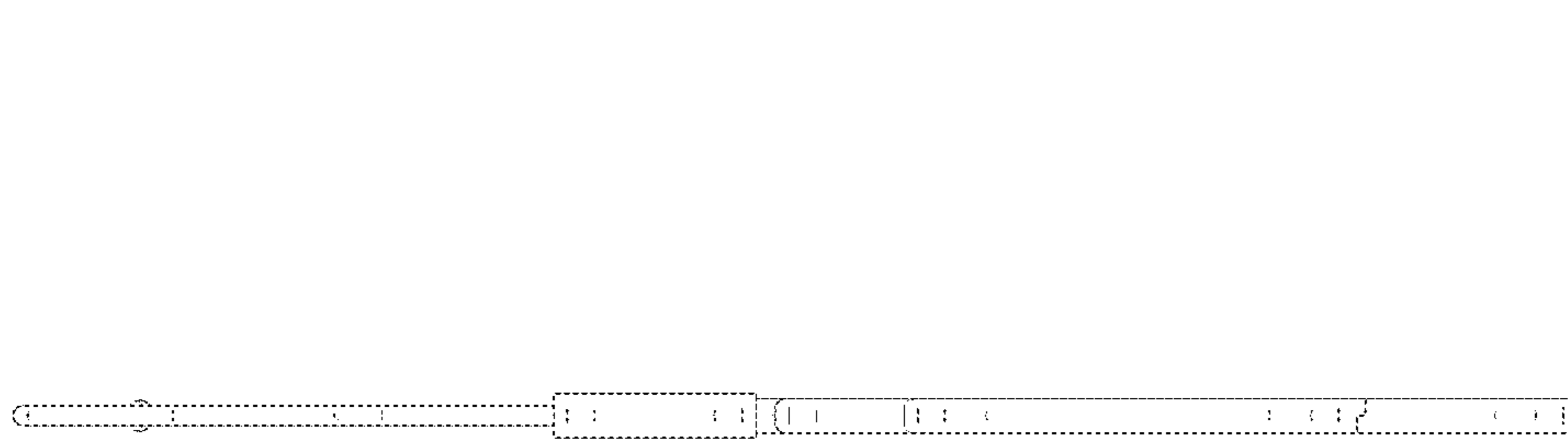


FIG.6




FIG.7



FIG.8