



US00D830698S

(12) **United States Design Patent**
Zoubarev

(10) **Patent No.:** **US D830,698 S**

(45) **Date of Patent:** **** Oct. 16, 2018**

(54) **WHEEL WITH CUTOUT**

(71) Applicant: **Paul Zoubarev**, Vernon Hills, IL (US)

(72) Inventor: **Paul Zoubarev**, Vernon Hills, IL (US)

(**) Term: **15 Years**

(21) Appl. No.: **29/588,715**

(22) Filed: **Dec. 22, 2016**

(51) **LOC (11) Cl.** **03-01**

(52) **U.S. Cl.**
USPC **D3/318; D8/375**

(58) **Field of Classification Search**
USPC D3/318; D8/375
CPC A45C 5/14; A45C 5/146
See application file for complete search history.

(56) **References Cited**

U.S. PATENT DOCUMENTS

3,754,773	A *	8/1973	Bruno	A45C 13/385 190/18 A
D365,511	S *	12/1995	Wright	D8/375
5,758,751	A *	6/1998	Charles	A45C 7/0036 190/107
6,478,315	B1 *	11/2002	Manesis	A45C 5/14 16/34

D491,727	S *	6/2004	Koenig	D3/318
D576,795	S *	9/2008	Moon	D3/318
D593,326	S *	6/2009	Yeh	D3/318

* cited by examiner

Primary Examiner — Holly H Baynham

(74) *Attorney, Agent, or Firm* — Cherskov Flaynik & Gurda, LLC

(57) **CLAIM**

The ornamental design for a wheel with cut out, as shown and described.

DESCRIPTION

FIG. 1 is a front, perspective view of the wheel defining the general shape of the invention;
FIG. 2 is a plan front view thereof;
FIG. 3 is a plan back view thereof;
FIG. 4 is a plan left side view thereof;
FIG. 5 is a plan right side view thereof;
FIG. 6 is a plan top view thereof; and,
FIG. 7 is a plan bottom view thereof.

1 Claim, 6 Drawing Sheets

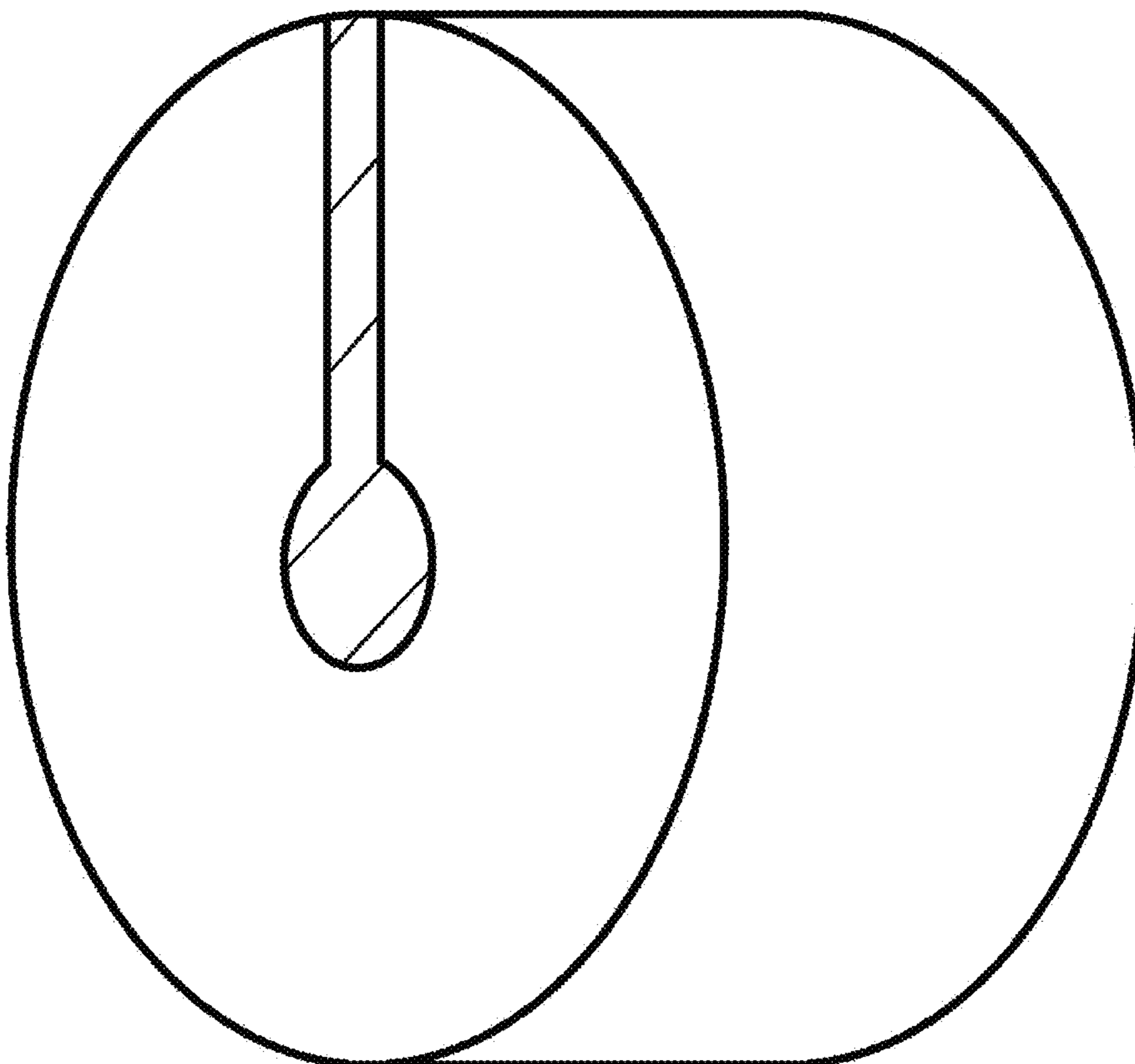


FIG. 1

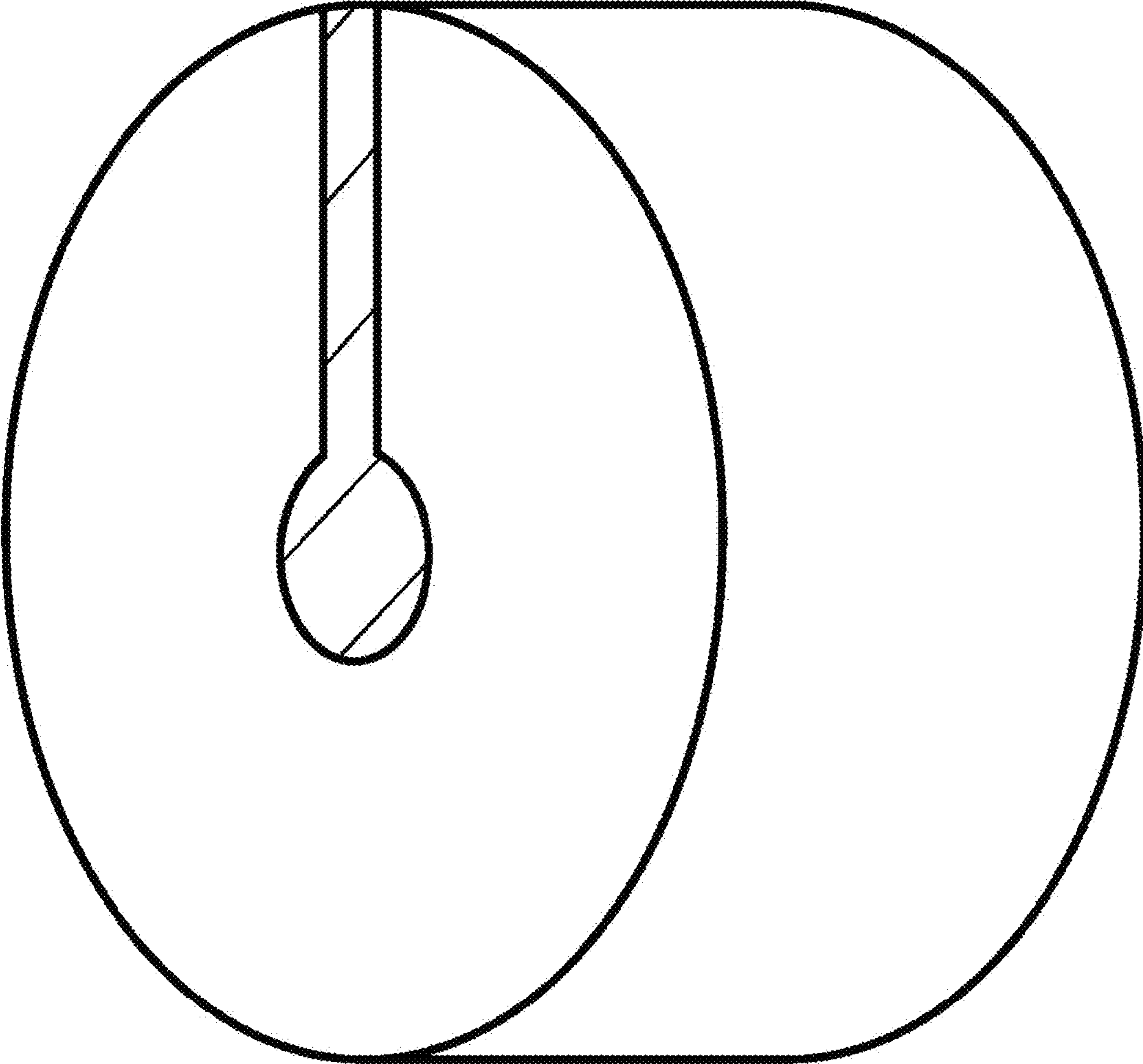


FIG. 2

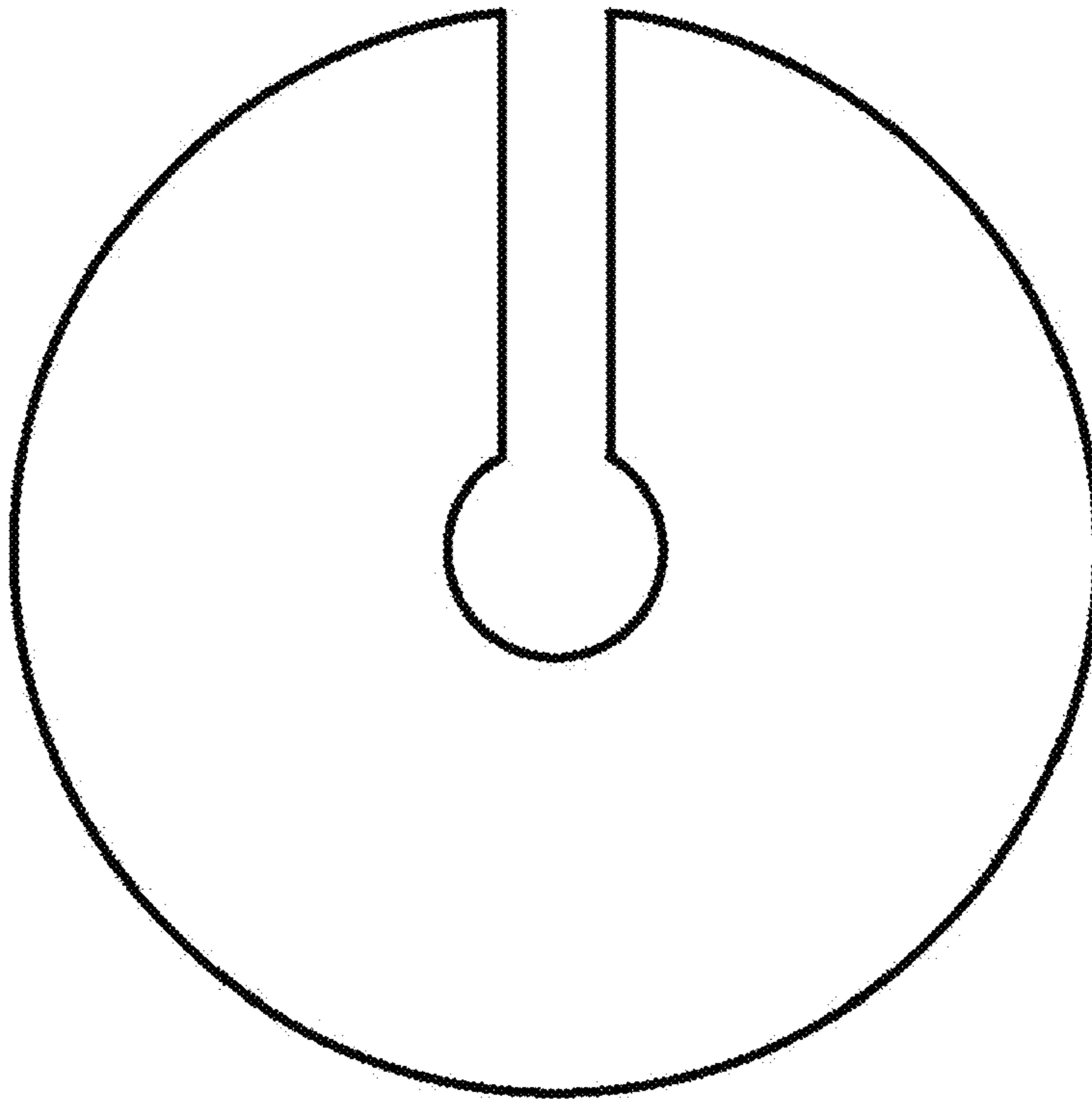


FIG. 3

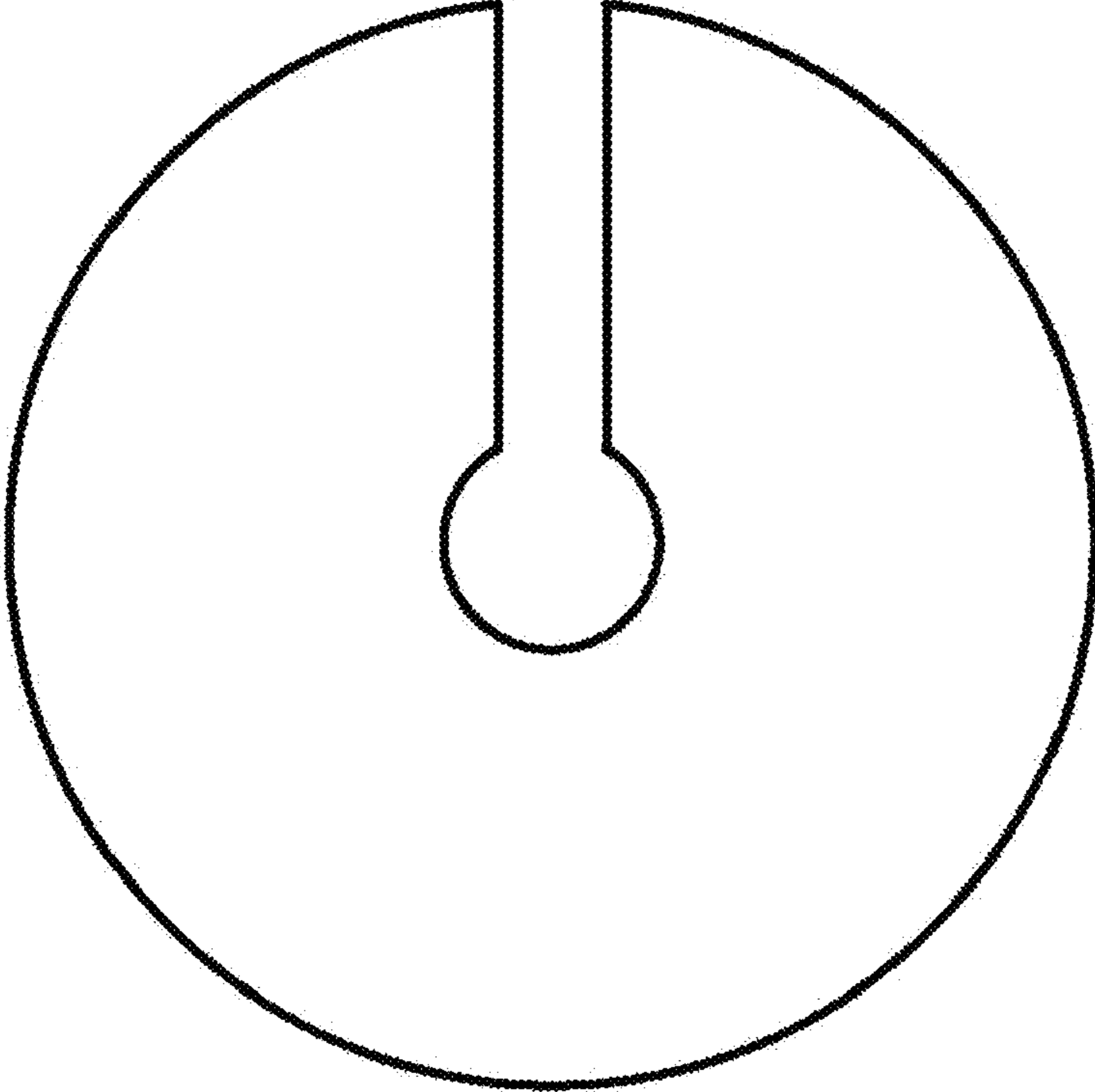


FIG. 4



FIG. 5






FIG. 6



FIG. 7