



US00D830693S

(12) **United States Design Patent** (10) **Patent No.:** **US D830,693 S**
Maeda (45) **Date of Patent:** **** Oct. 16, 2018**

(54) **LUGGAGE**
(71) Applicant: **Samsonite IP Holdings S.a r.l.**,
Luxembourg (LU)
(72) Inventor: **Nobuo Maeda**, Kowloon (HK)
(73) Assignee: **Samsonite IP Holdings S.a r.l.**,
Luxembourg (LU)

D703,435 S * 4/2014 Wile D3/279
D710,609 S 8/2014 Sijmons
D710,610 S 8/2014 Sijmons et al.
(Continued)

FOREIGN PATENT DOCUMENTS

CA 68200 3/1991
CN 301388305 S 11/2010
(Continued)

(**) Term: **15 Years**

OTHER PUBLICATIONS

(21) Appl. No.: **29/562,337**
(22) Filed: **Apr. 25, 2016**
(51) **LOC (11) Cl.** **03-01**
(52) **U.S. Cl.**
USPC **D3/279; D3/289**
(58) **Field of Classification Search**
USPC D3/272, 273, 276, 279, 281, 282, 287,
D3/289, 321, 902
CPC A45C 3/00; A45C 3/004; A45C 2003/008;
A45C 5/00; A45C 5/03; A45C 2005/032;
A45C 2005/037; A45C 5/04
See application file for complete search history.

Amazon, "Samsonite Neopulse Hardside with Spinner Wheels 81/30", Accessed Aug. 24, 2017, First available on Sep. 16, 2016. (<https://www.amazon.com/Samsonite-Neopulse-Hardside-Spinner-Wheels/dp/B01AT5CD1Y>).*

(Continued)

Primary Examiner — Jennifer Rivard
Assistant Examiner — April Rivas
(74) *Attorney, Agent, or Firm* — Dorsey & Whitney LLP

(57) **CLAIM**

The ornamental design for a luggage, as shown and described.

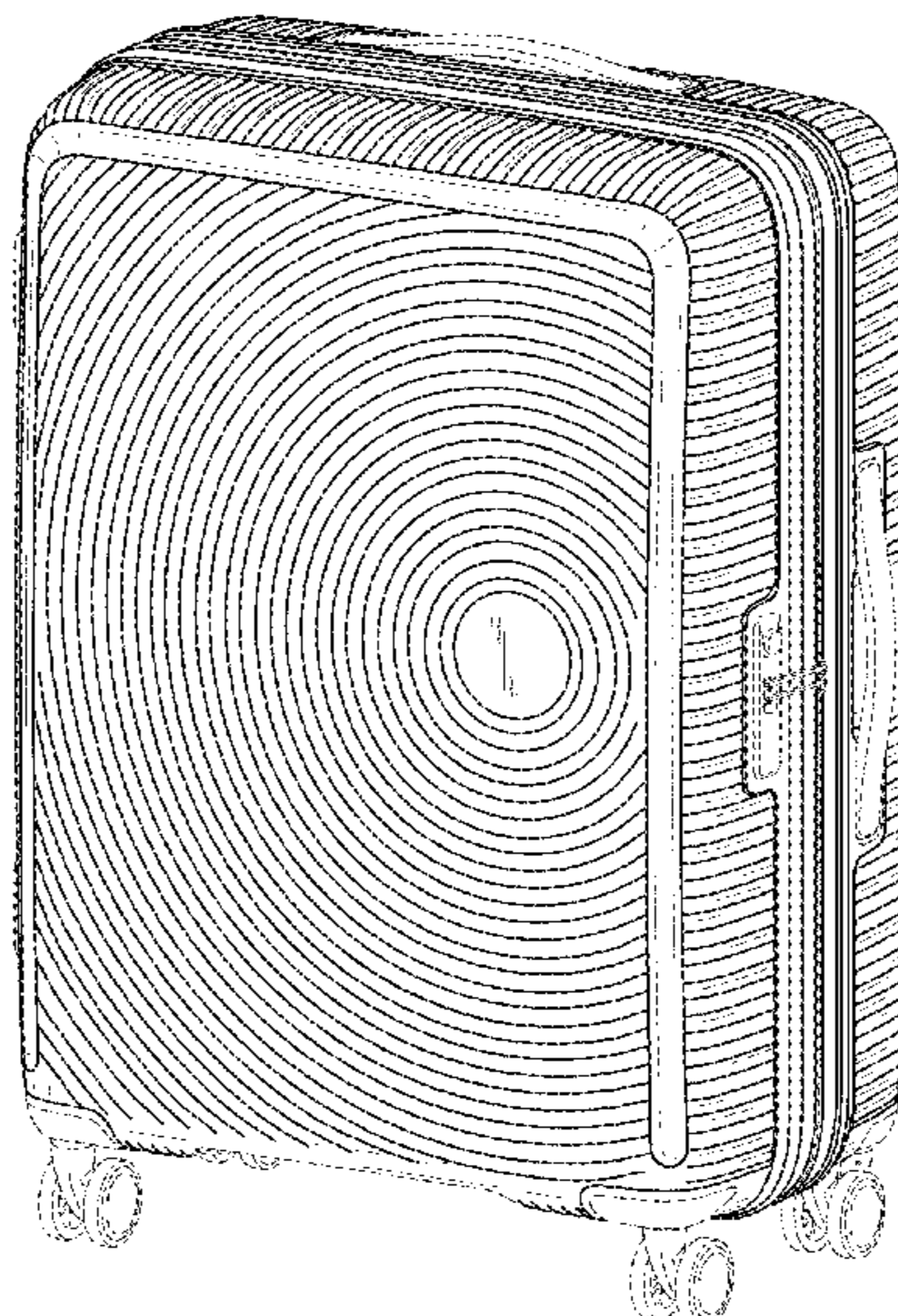
DESCRIPTION

(56) **References Cited**
U.S. PATENT DOCUMENTS

D339,917 S	10/1993	Pedlar	
D393,153 S	4/1998	Farrage	
D453,267 S	2/2002	Beedham	
D476,810 S *	7/2003	Liebe	D3/273
D480,873 S *	10/2003	Eberwein	D3/321
D503,280 S *	3/2005	Eberwein	D3/321
D517,810 S *	3/2006	Golden	D3/324
D540,036 S	4/2007	Newson	
D581,666 S	12/2008	Sijmons	
D582,160 S *	12/2008	Sijmons	D3/279
D633,716 S *	3/2011	Turella-Yuan	D3/279
D659,395 S *	5/2012	Sijmons	D3/279
D665,998 S *	8/2012	Sijmons	D3/279
D675,018 S	1/2013	Roberts	

FIG. 1 shows a front perspective view of a luggage;
FIG. 2 shows a front elevation view of the luggage of FIG. 1;
FIG. 3 shows a rear elevation view of the luggage of FIG. 1;
FIG. 4 shows a right elevation view of the luggage of FIG. 1;
FIG. 5 shows a left elevation view of the luggage of FIG. 1;
FIG. 6 shows a top view of the luggage of FIG. 1; and,
FIG. 7 shows a bottom view of the luggage of FIG. 1.
The broken lines in FIGS. 1-7 illustrate portions of the luggage and form no part of the claimed design.

1 Claim, 7 Drawing Sheets



US D830,693 S

Page 2

(56)

References Cited

U.S. PATENT DOCUMENTS

D733,428 S 7/2015 Sijmons
D741,600 S 10/2015 Della Vecchia
D755,518 S 5/2016 Sijmons
D771,382 S 11/2016 Maeda
D785,946 S * 5/2017 Moon D3/321
D789,691 S 6/2017 Burns

FOREIGN PATENT DOCUMENTS

CN 301754505 S 12/2011
CN 301812541 S 1/2012
CN 301850450 S 3/2012
CN 301874516 S 4/2012
CN 301879672 S 4/2012
CN 301918284 S 5/2012
CN 302051921 S 8/2012
CN 102695434 A 9/2012
CN 302354286 S 3/2013
CN 302500056 S 7/2013
CN 302582453 S 9/2013
CN 302764783 S 9/2013
CN 302769631 S 3/2014
CN 302885044 S 7/2014
CN 302977838 S 10/2014
CN 303154500 S 4/2015
CN 303173700 S 4/2015
CN 303343008 S 8/2015
CN 303637331 S 4/2016
CN 303750888 S 7/2016
CN 303954476 S 12/2016
CN 304060581 S 3/2017
CN 304084955 S 3/2017
EM 001947789-0003 11/2011

EM 001947813-0001 11/2011
EM 002136127-0002 11/2012
EM 002267005-0001 7/2013
EM 002277962-0001 7/2013
EM 002344622-0001 11/2013
EM 002454595-0001 4/2014
EM 002576728-0001 11/2014
EM 002576728-0011 11/2014
EM 002576728-0013 11/2014
EM 002649558-0001 3/2015
EM 002684860-0002 4/2015
EM 002753830-0001 8/2015
EM 002821082-0006 10/2015
EM 002858183-0001 11/2015
EM 002872192-0007 11/2015
EM 002872192-0009 11/2015
EM 002872192-0013 11/2015
EM 002990390-0001 2/2016
EM 003118371-0002 5/2016
EM 003118371-0003 5/2016
HK 15008651M003 4/2015
HK 15008651M004 4/2015
HK 15008651M005 4/2015
HK 15018385M003 8/2015
HK 15023981M001 11/2015
HK 15023981M005 11/2015
JP D1229226 S 2/2005
KR 300860395 6/2016
KR 300900837 3/2017

OTHER PUBLICATIONS

Photograph of Revo luggage as shown at U.S. Travel Goods Association Trade Show, Feb. 2016, 1 page.

* cited by examiner




FIG. 1




FIG. 2




FIG. 3

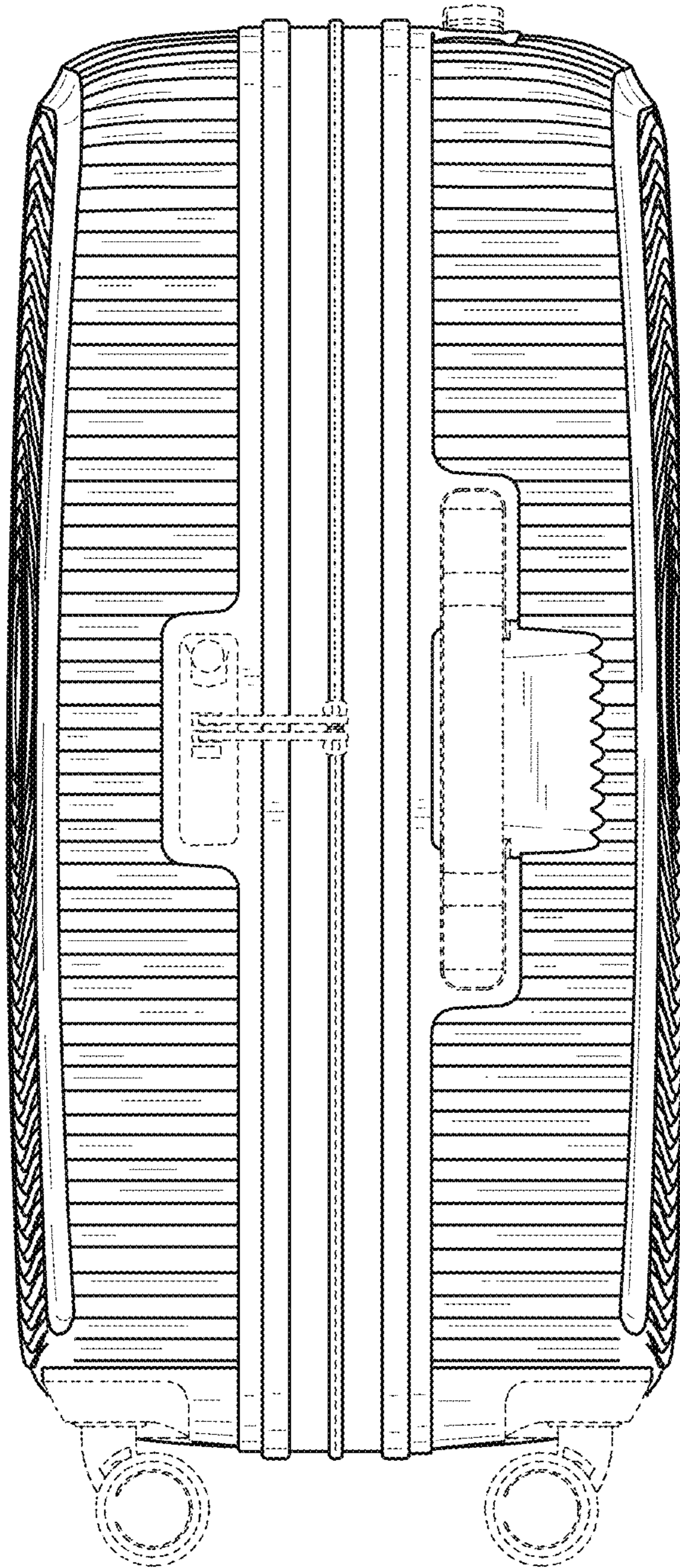


FIG. 4

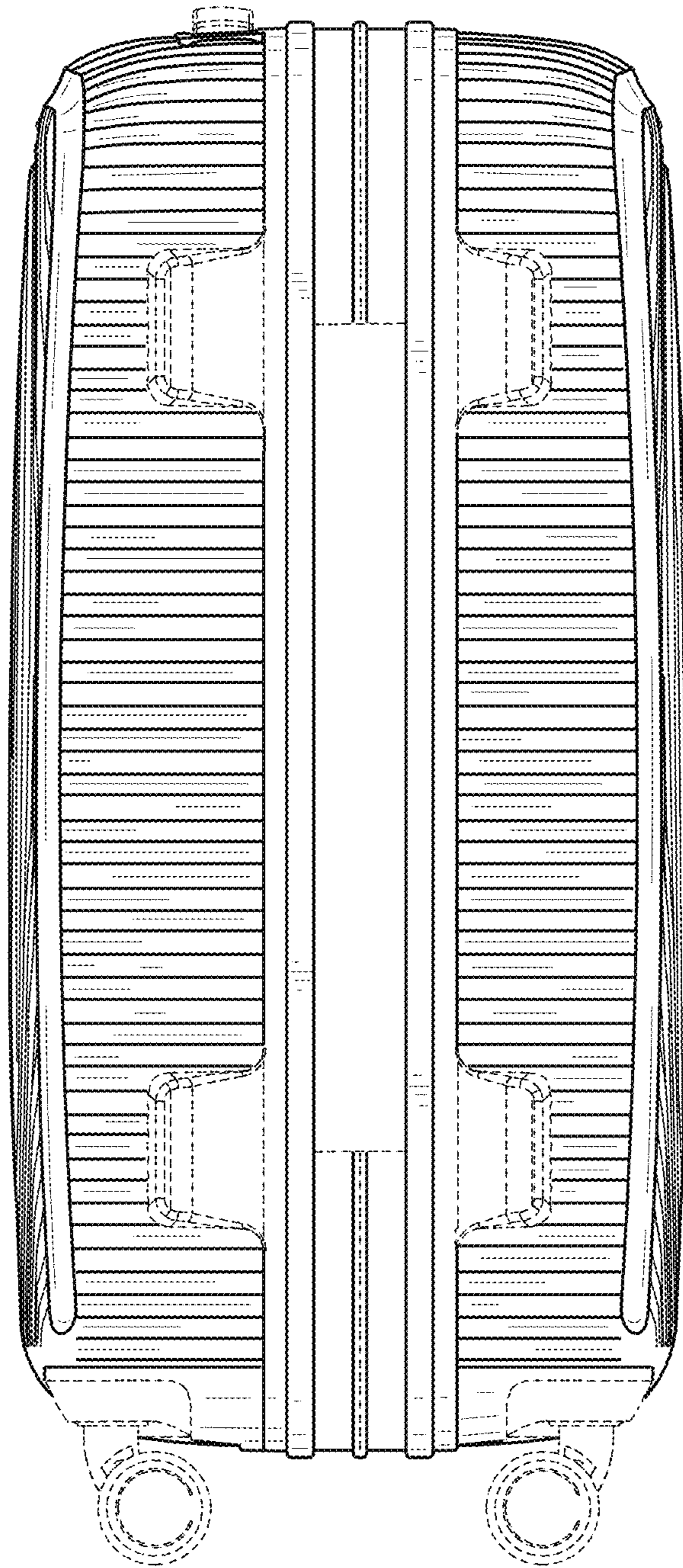


FIG. 5

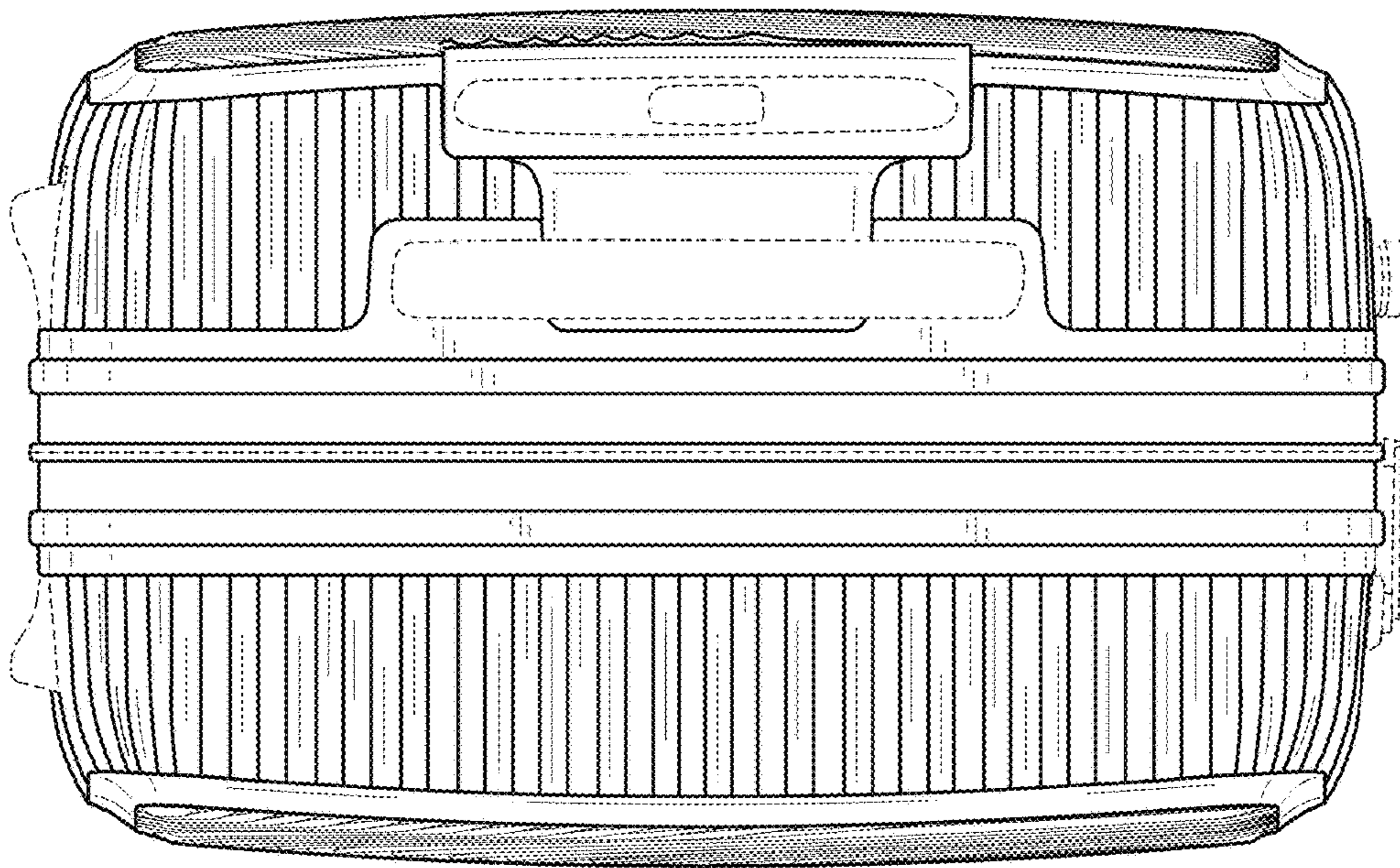


FIG. 6

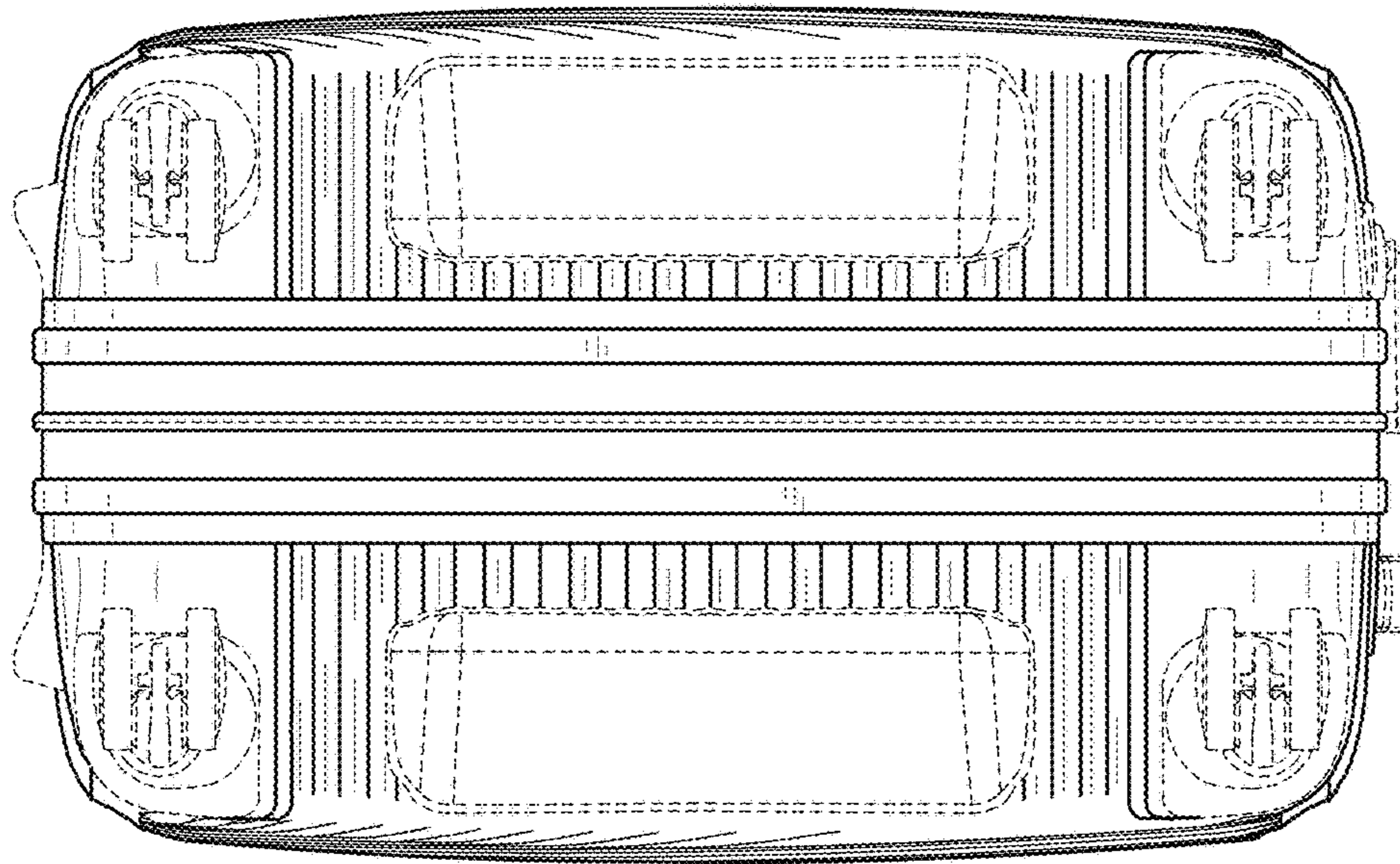


FIG. 7