



US00D830689S

(12) **United States Design Patent** (10) **Patent No.:** **US D830,689 S**
Duran (45) **Date of Patent:** **** Oct. 16, 2018**

(54) **FOLDABLE CONTAINER SLING**

5,913,463 A 6/1999 Carr
D625,513 S 10/2010 Carnes et al.
D739,683 S 9/2015 Krohn

(71) Applicant: **Like Water Entertainment, Inc.**,
Mission Viejo, CA (US)

* cited by examiner

(72) Inventor: **Jonathon Michael Duran**, Mission
Viejo, CA (US)

Primary Examiner — Terry A Wallace
(74) *Attorney, Agent, or Firm* — Entralta P.C.; Justin G.
Sanders; Peter D. Weinstein

(73) Assignee: **SLING BRAND, INC.**, Mission Viejo,
CA (US)

(57) **CLAIM**

(**) Term: **15 Years**

The ornamental design for a foldable container sling, as
shown and described.

(21) Appl. No.: **29/609,168**

DESCRIPTION

(22) Filed: **Jun. 28, 2017**

(51) **LOC (11) Cl.** **03-01**

(52) **U.S. Cl.**
USPC **D3/229; D7/620**

(58) **Field of Classification Search**
USPC D7/619.1–625, 701–708; D3/229, 202,
D3/215

CPC A45F 5/00; A45F 5/021; A45F 2005/006;
A45F 2005/0583; A47G 23/0208; A47G
23/0216; A47G 23/0241; A47G 23/0266;
B60N 3/103; B60N 3/107

See application file for complete search history.

FIG. 1 is a perspective view showing my new foldable
container sling design, with an exemplary container being
supported therewithin;
FIG. 2 is a front view thereof;
FIG. 3 is a rear view thereof;
FIG. 4 is a left side view thereof;
FIG. 5 is a right side view thereof;
FIG. 6 is a top view thereof;
FIG. 7 is a bottom view thereof;
FIG. 8 is a rear perspective view of an alternate position
of my new foldable container sling design, namely, in an open
position;
FIG. 9 is a front perspective view thereof; and,
FIG. 10 is a perspective view of a further alternate position
of my new foldable container sling design, namely, in a
folded position.

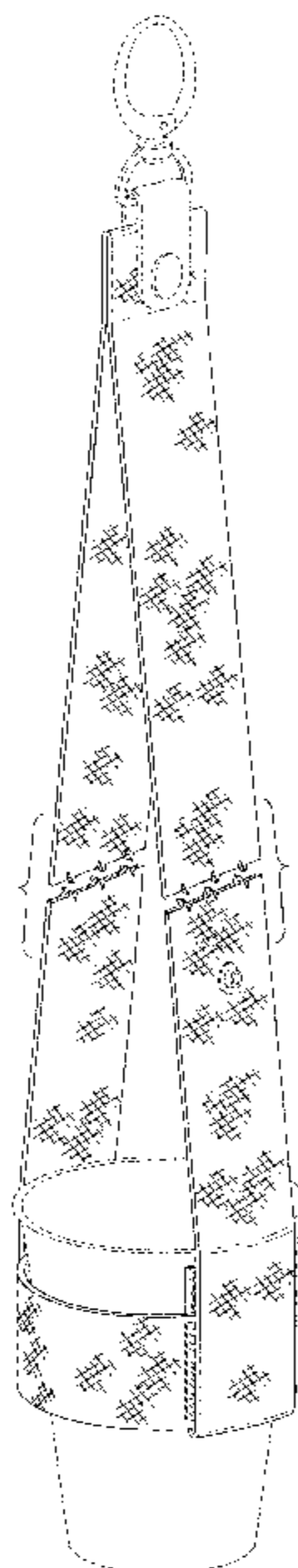
The broken lines shown are included only for the purpose of
illustrating unclaimed portions of the article as well as
environmental subject matter, and form no part of the
claimed design. Additionally, the appearance of any portion
of the article between the break lines forms no part of the
claimed design.

(56) **References Cited**

U.S. PATENT DOCUMENTS

D304,143 S 10/1989 Dennis
D304,890 S * 12/1989 Canaan 224/148.5
D347,766 S * 6/1994 Kalat D3/229
5,407,110 A * 4/1995 Marsh, Jr. A45F 5/00
224/148.6
5,454,497 A * 10/1995 Kettelson A45F 5/00
211/74
D378,022 S * 2/1997 Chen D3/229

1 Claim, 5 Drawing Sheets



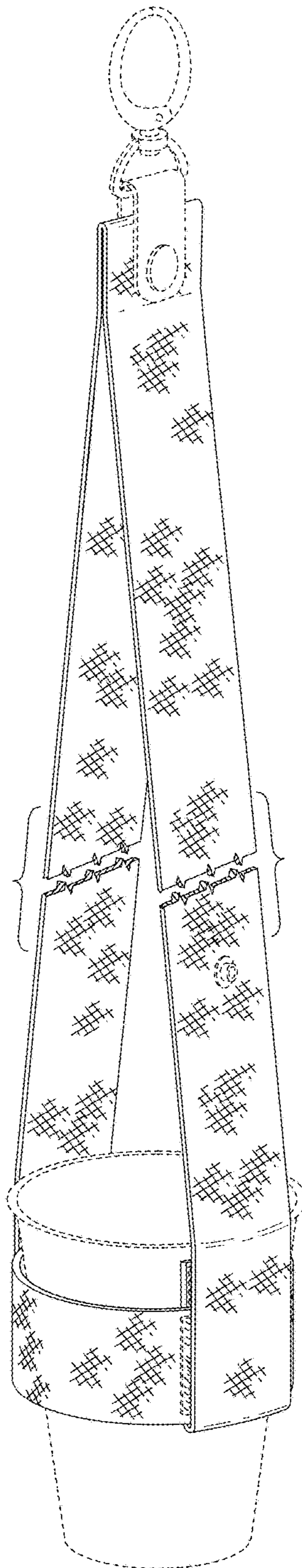


Fig. 1

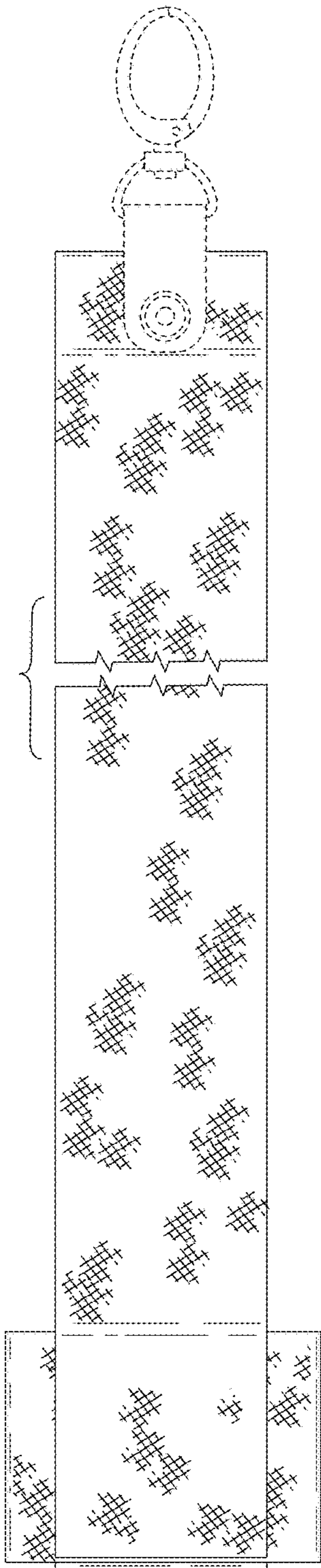


Fig. 2

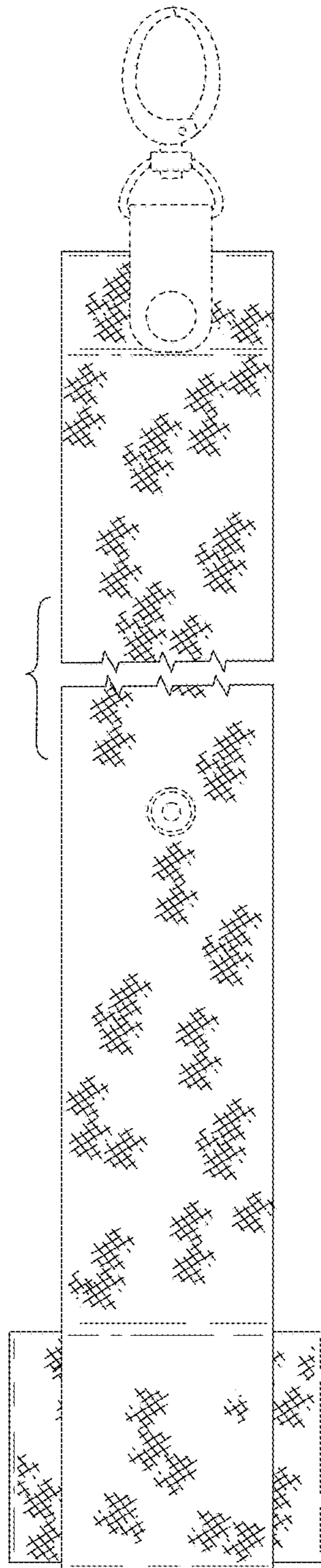


Fig. 3

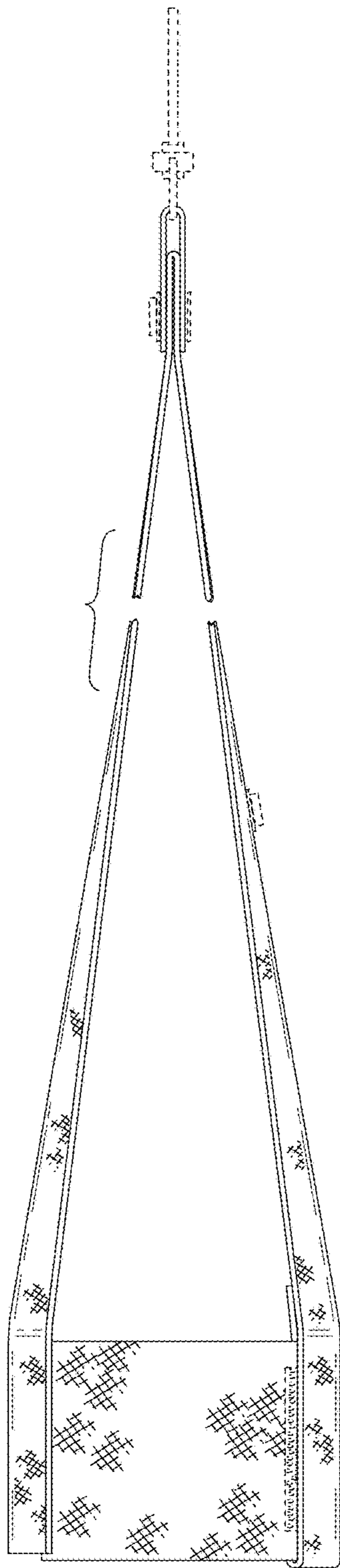


Fig. 4

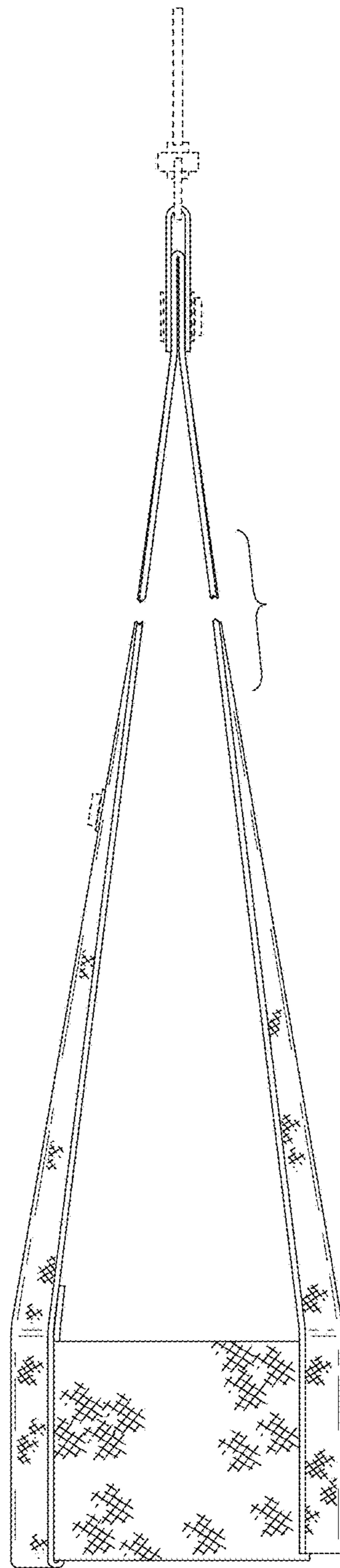


Fig. 5

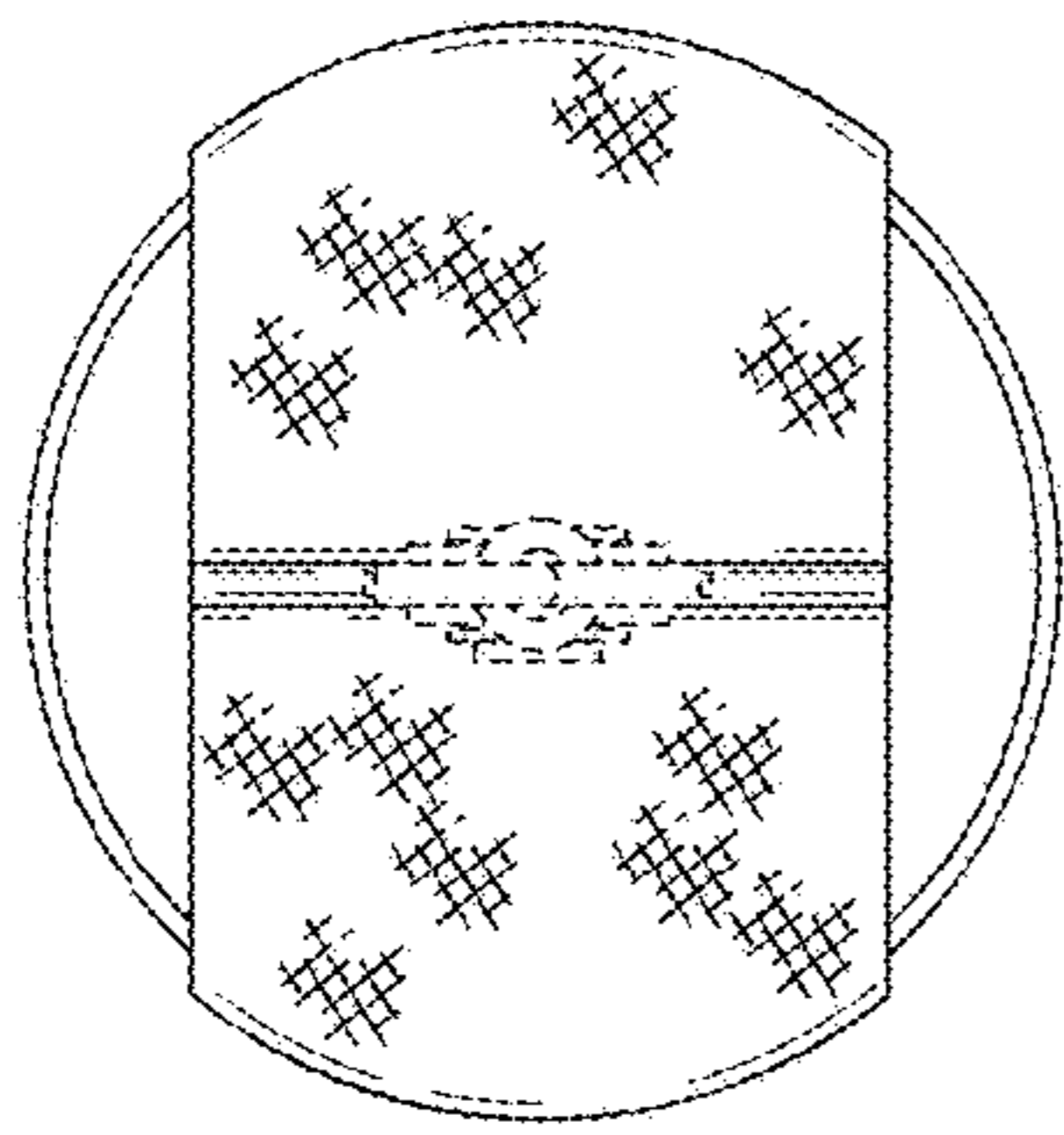


Fig. 6

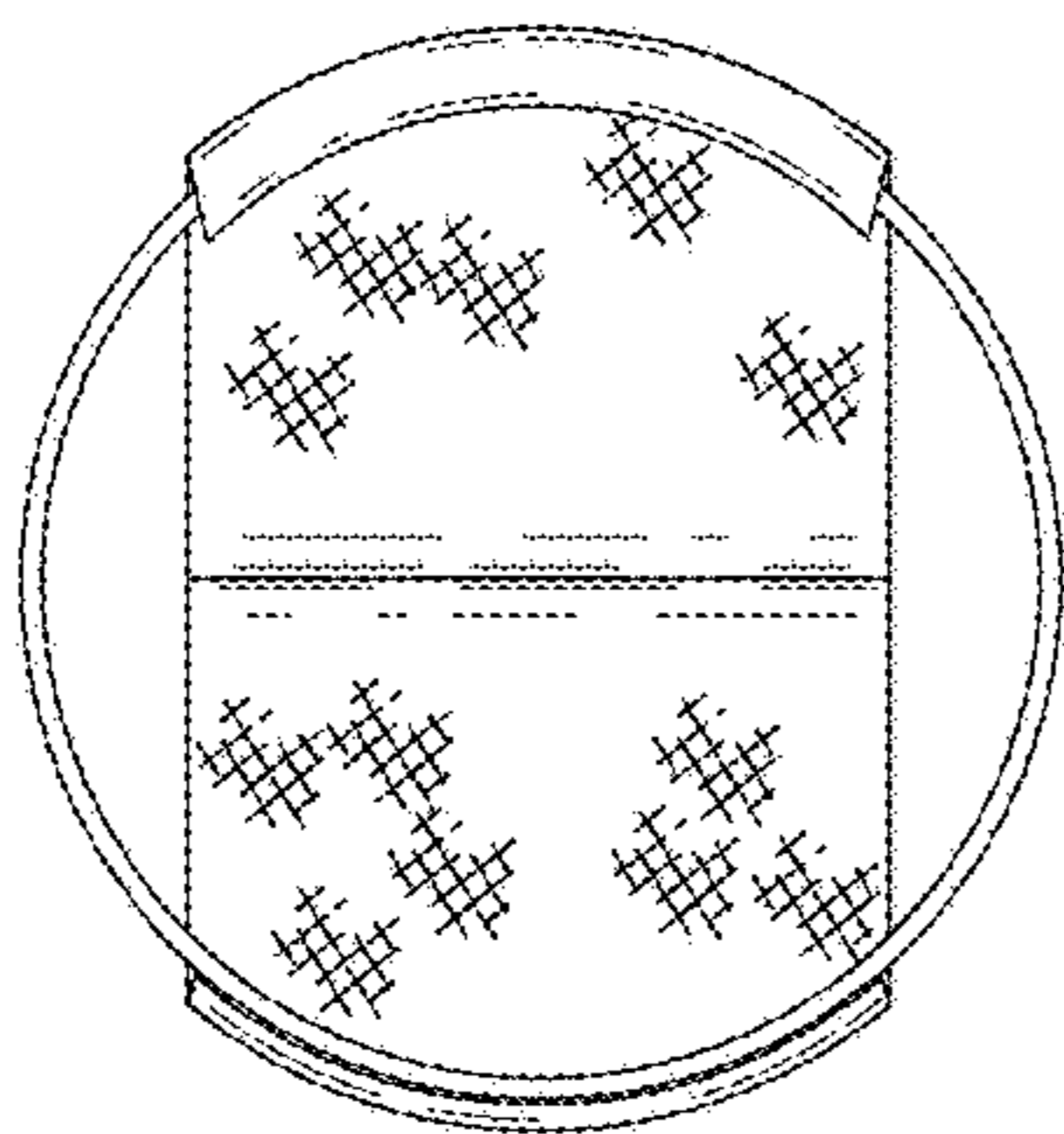
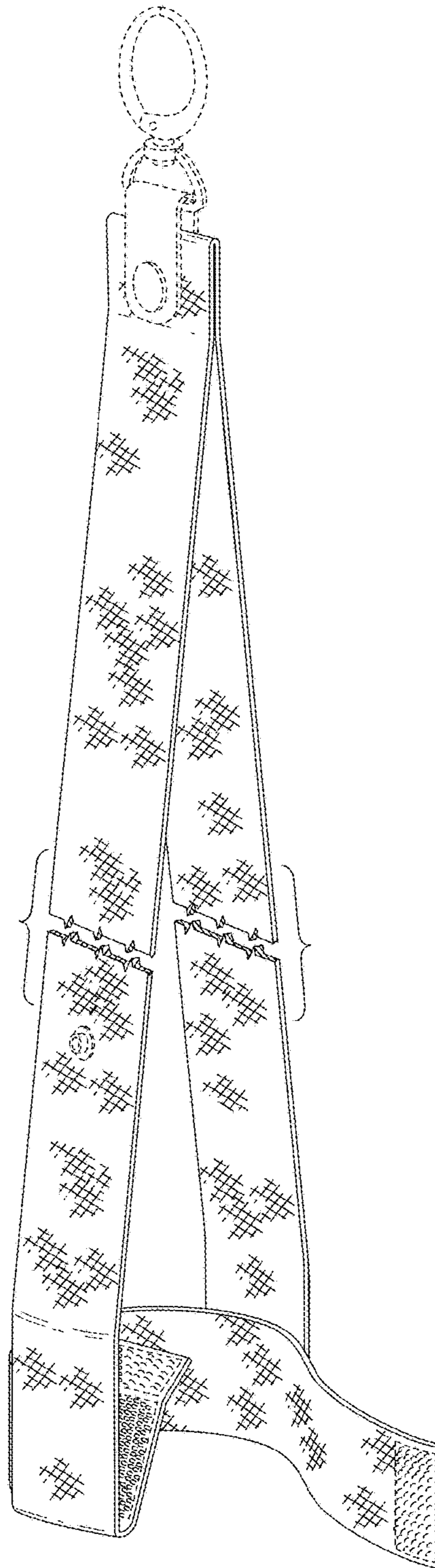


Fig. 7

Fig. 8



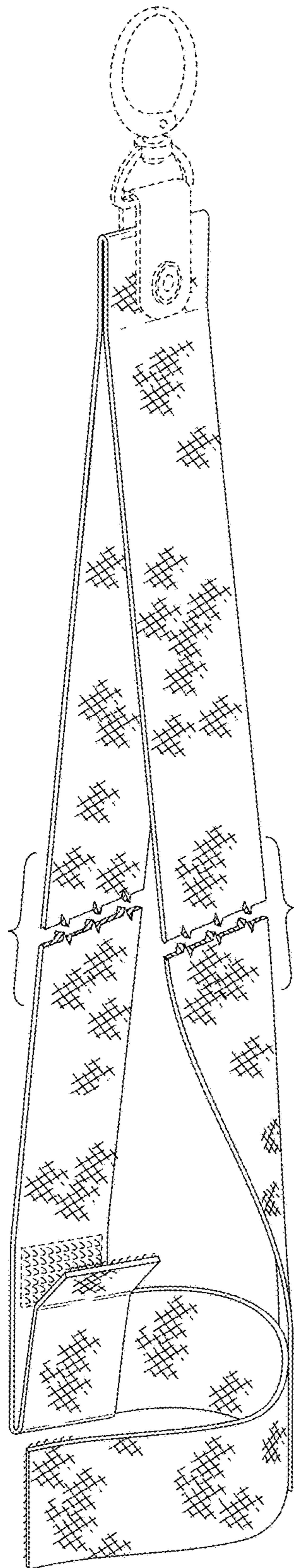


Fig. 9




Fig. 10