



US00D830663S

(12) **United States Design Patent**
Singh

(10) **Patent No.:** **US D830,663 S**

(45) **Date of Patent:** **** Oct. 9, 2018**

(54) **MEMORIAL BLOCK WITH A BASE**

(71) Applicant: **Noddy Singh**, Hicksville, NY (US)

(72) Inventor: **Noddy Singh**, Hicksville, NY (US)

(**) Term: **15 Years**

(21) Appl. No.: **29/586,321**

(22) Filed: **Dec. 2, 2016**

(51) **LOC (11) Cl.** **25-03**

(52) **U.S. Cl.**

USPC **D99/17; D99/21; D99/27**

(58) **Field of Classification Search**

USPC D99/5, 23, 27, 28, 17, 25; 27/1, 8, 9;
63/1.14; 47/41.12; D20/29; 362/183,
362/121, 269; 428/27, 3; D11/96, 97,
D11/122, 121, 157, 86; 40/734, 124.5;
24/303, 5; 206/19; D25/163, 149
CPC A61G 17/00; A61G 17/08; A61G 17/007;
E04H 13/00

See application file for complete search history.

(56) **References Cited**

U.S. PATENT DOCUMENTS

- D43,662 S * 2/1913 Elwell D99/21
- 1,274,809 A * 8/1918 Storm, Jr. E04H 13/003
27/1
- 1,286,911 A * 12/1918 Bakula A44C 1/00
235/123
- 2,030,356 A * 2/1936 Dibb A45C 1/12
206/0.815
- 2,036,616 A * 4/1936 Asch H01J 61/32
174/110 SR
- 2,246,122 A * 6/1941 Brennan B44C 1/26
206/19
- 2,618,901 A * 11/1952 Braun A01G 5/04
24/5
- 2,637,438 A * 5/1953 Menz A44C 23/00
206/19

- D171,541 S * 2/1954 Hailey D99/27
- D172,380 S * 6/1954 Brasher D99/25
- 2,712,191 A * 7/1955 Hillenbrand A61G 17/04
24/303
- 2,771,543 A * 11/1956 Seisholtz, Jr. A47G 33/02
362/121
- D213,463 S * 3/1969 Davis D11/122
- D259,548 S * 6/1981 Najjar D11/90
- D293,028 S * 12/1987 Yother D26/51
- D338,081 S * 8/1993 Klaffer D26/94
- D338,315 S * 8/1993 Larson 428/3
- 5,255,170 A * 10/1993 Plamp A47G 33/02
362/121
- 5,588,253 A * 12/1996 Boodley A01G 5/04
428/3
- D379,330 S * 5/1997 Krizan D11/96
- 5,693,380 A * 12/1997 O'Connell A01G 5/04
428/23
- D410,401 S * 6/1999 Fowler D10/109.1

(Continued)

Primary Examiner — Paula Allen Greene

(74) *Attorney, Agent, or Firm* — Scully, Scott, Murphy & Presser, P.C.

(57) **CLAIM**

The ornamental design for a memorial block with a base, as shown and described.

DESCRIPTION

FIG. 1 is a perspective view of the memorial block with a base showing an embodiment of my new and ornamental design;

FIG. 2 is a front view thereof;

FIG. 3 is a rear side view thereof;

FIG. 4 is a left side view thereof;

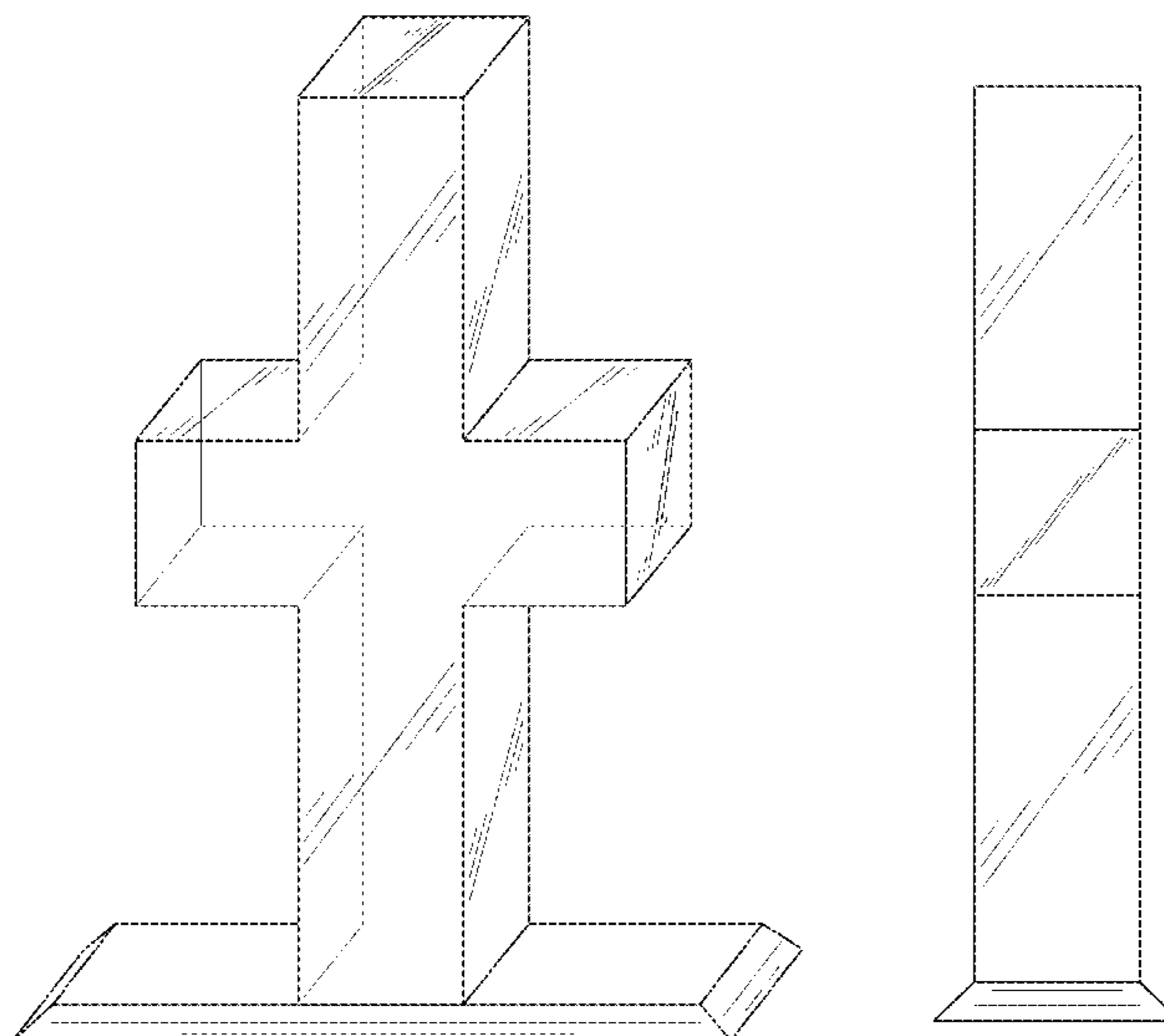
FIG. 5 is a right side view thereof;

FIG. 6 is a top side view thereof; and,

FIG. 7 is a bottom view thereof.

The portions indicated in broken lines are for illustrative purposes only and form no part of the claimed design.

1 Claim, 7 Drawing Sheets



(56)

References Cited

U.S. PATENT DOCUMENTS

D428,054 S * 7/2000 Hayashi D19/21
6,082,880 A * 7/2000 Nerlino A47G 33/02
362/121
D429,351 S * 8/2000 Grether D26/25
D525,163 S * 7/2006 Balch D11/86
D527,510 S * 8/2006 Thomas D99/25
D588,901 S * 3/2009 Curtis-Bey D8/351
D611,221 S * 3/2010 Parks D99/5
D639,701 S * 6/2011 Ditty D11/96
D658,908 S * 5/2012 Kroll D6/674
D663,095 S * 7/2012 Naimi D99/27
D671,295 S * 11/2012 Anthony D99/5
D671,770 S * 12/2012 Kroll D6/674
D686,083 S * 7/2013 Kaufman D9/451
D688,591 S * 8/2013 Merrell D11/149
D688,594 S * 8/2013 Dunn D11/184
D696,813 S * 12/2013 Odisho D26/125
D706,515 S * 6/2014 Zabarsky D99/25
D752,367 S * 3/2016 Kroll D20/29
D756,590 S * 5/2016 Bialecki D99/27
D768,414 S * 10/2016 Kroll D20/29
D768,416 S * 10/2016 Kroll D20/29
D784,737 S * 4/2017 Kroll D20/29
D785,977 S * 5/2017 Kroll D20/29

* cited by examiner




FIG. 1




FIG. 2




FIG. 3

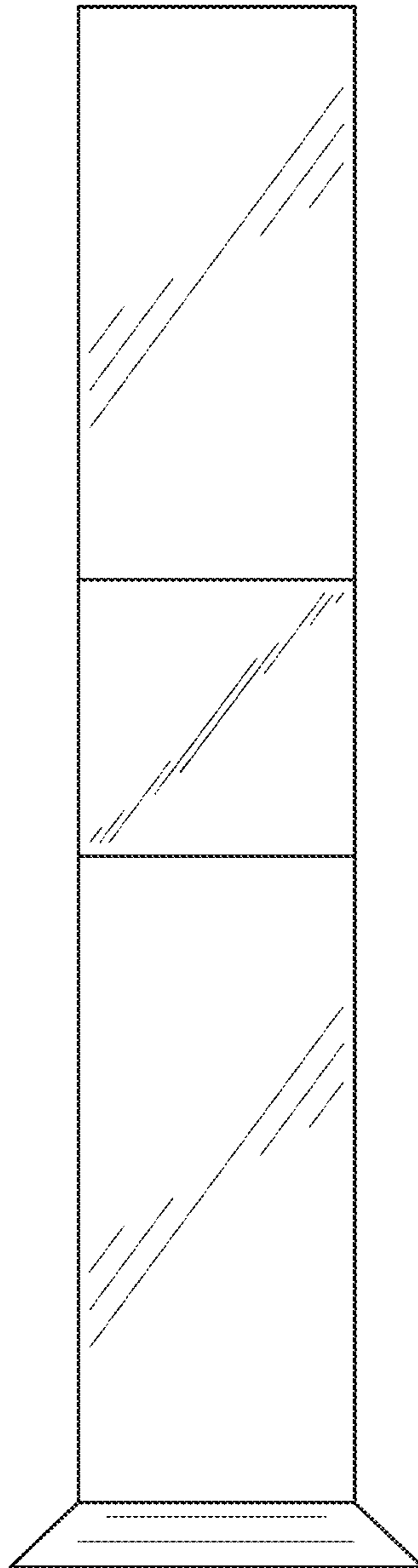


FIG. 4

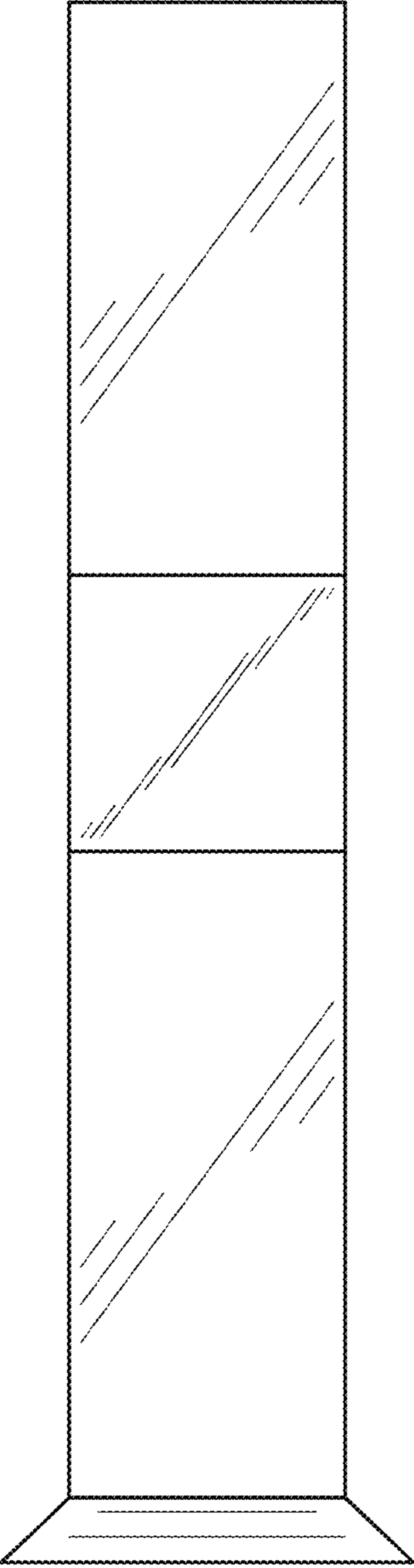


FIG. 5

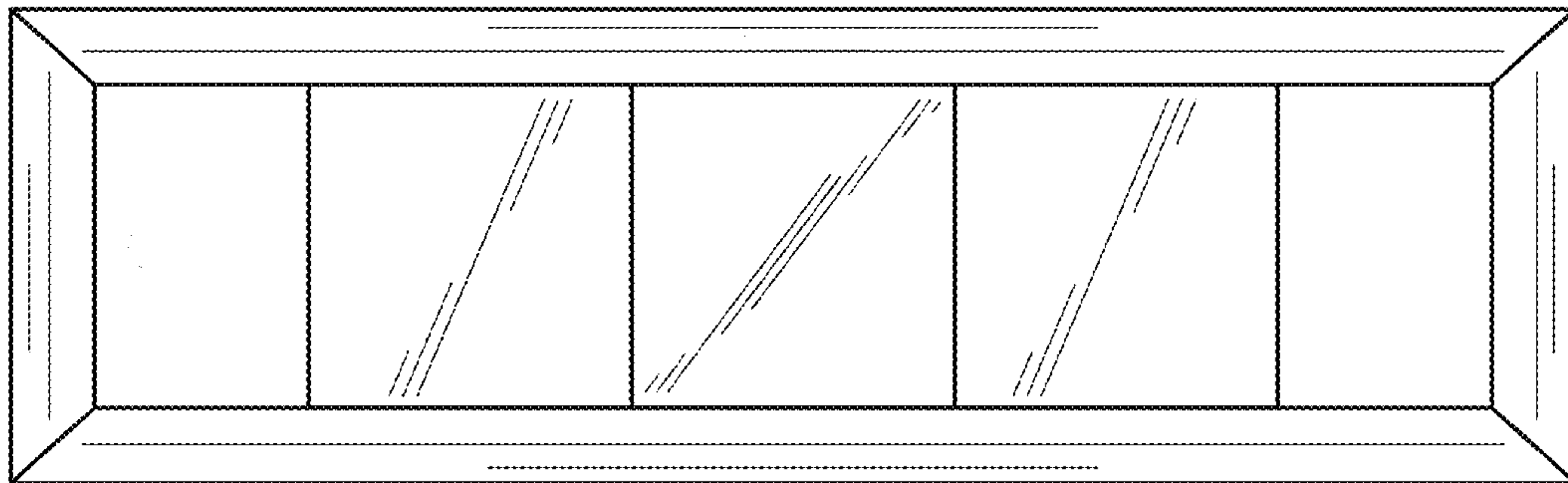


FIG. 6

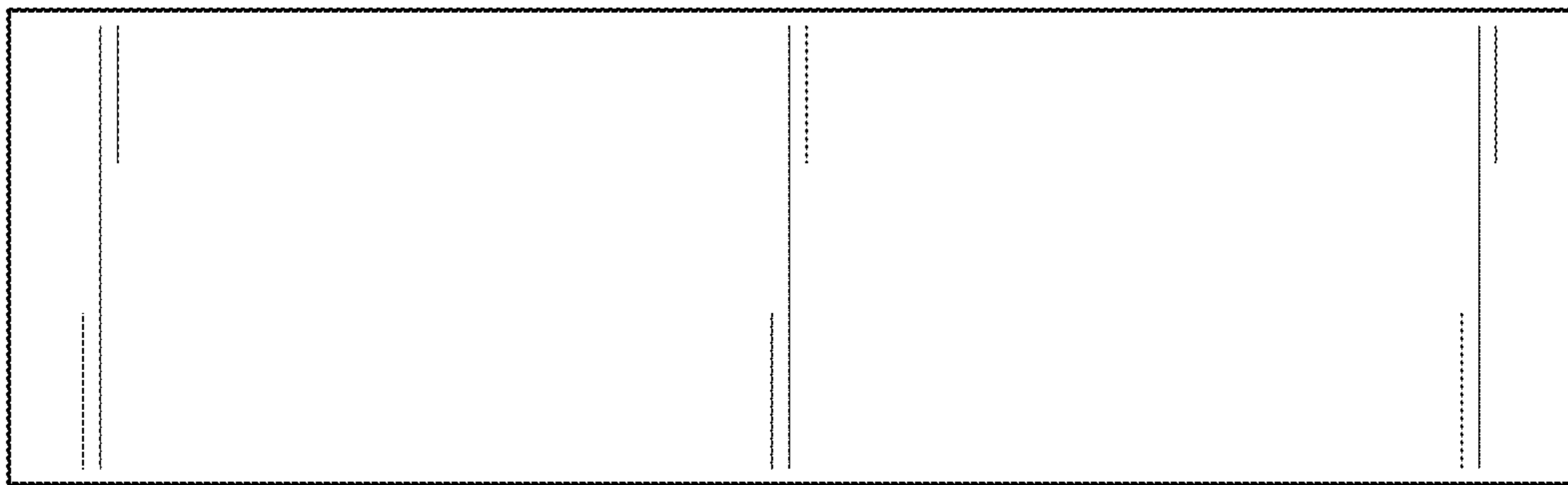


FIG. 7