



US00D830657S

(12) **United States Design Patent**
Green

(10) **Patent No.:** **US D830,657 S**

(45) **Date of Patent:** **** Oct. 9, 2018**

(54) **COMBINATION DRYING MAT AND RACK**

D736,488 S 8/2015 Le
9,107,552 B2 8/2015 Micek et al.
D770,715 S * 11/2016 Cooper D32/58
(Continued)

(71) Applicant: **Umbra LLC**, Buffalo, NY (US)

(72) Inventor: **David Green**, Toronto (CA)

(73) Assignee: **Umbra LLC**, Buffalo, NY (US)

(**) Term: **15 Years**

(21) Appl. No.: **29/560,273**

(22) Filed: **Apr. 5, 2016**

(51) **LOC (11) Cl.** **07-05**

(52) **U.S. Cl.**
USPC **D32/55**

(58) **Field of Classification Search**
USPC D32/55, 276, 3, 58; D6/510, 525;
D7/354, 629, 368; 312/311, 333, 334.4
CPC A47J 47/20; A47J 2201/00; A47J 47/00;
B65D 35/02; B65D 35/22; B65D 35/56
See application file for complete search history.

(56) **References Cited**

U.S. PATENT DOCUMENTS

2,479,118 A	8/1949	Jenness	
4,531,641 A	7/1985	Archambault	
D347,717 S	6/1994	Chapin	
D353,921 S	12/1994	Lippisch et al.	
D398,725 S	9/1998	Merkel	
6,170,676 B1	1/2001	Patadia et al.	
6,357,605 B1	3/2002	Martorella	
6,502,704 B2	1/2003	Martorella et al.	
6,581,774 B1	6/2003	Galafassi et al.	
D490,198 S	5/2004	Jerstroem et al.	
D692,199 S	10/2013	Huang	
D693,082 S	11/2013	Evans et al.	
8,573,410 B2	11/2013	Chalifoux	
D706,009 S *	5/2014	Cooper D32/55	
D707,004 S *	6/2014	Levy D32/57	
D732,256 S	6/2015	Huang	

OTHER PUBLICATIONS

Handish Dish Drying Mat, B4Market Design, <https://www.youtube.com/watch?v=emBegADbSSQ>, accessed Apr. Apr. 4, 2016, Published Nov. 5, 2013.

Primary Examiner — Austin Murphy
(74) *Attorney, Agent, or Firm* — Simpson & Simpson, PLLC

(57) **CLAIM**

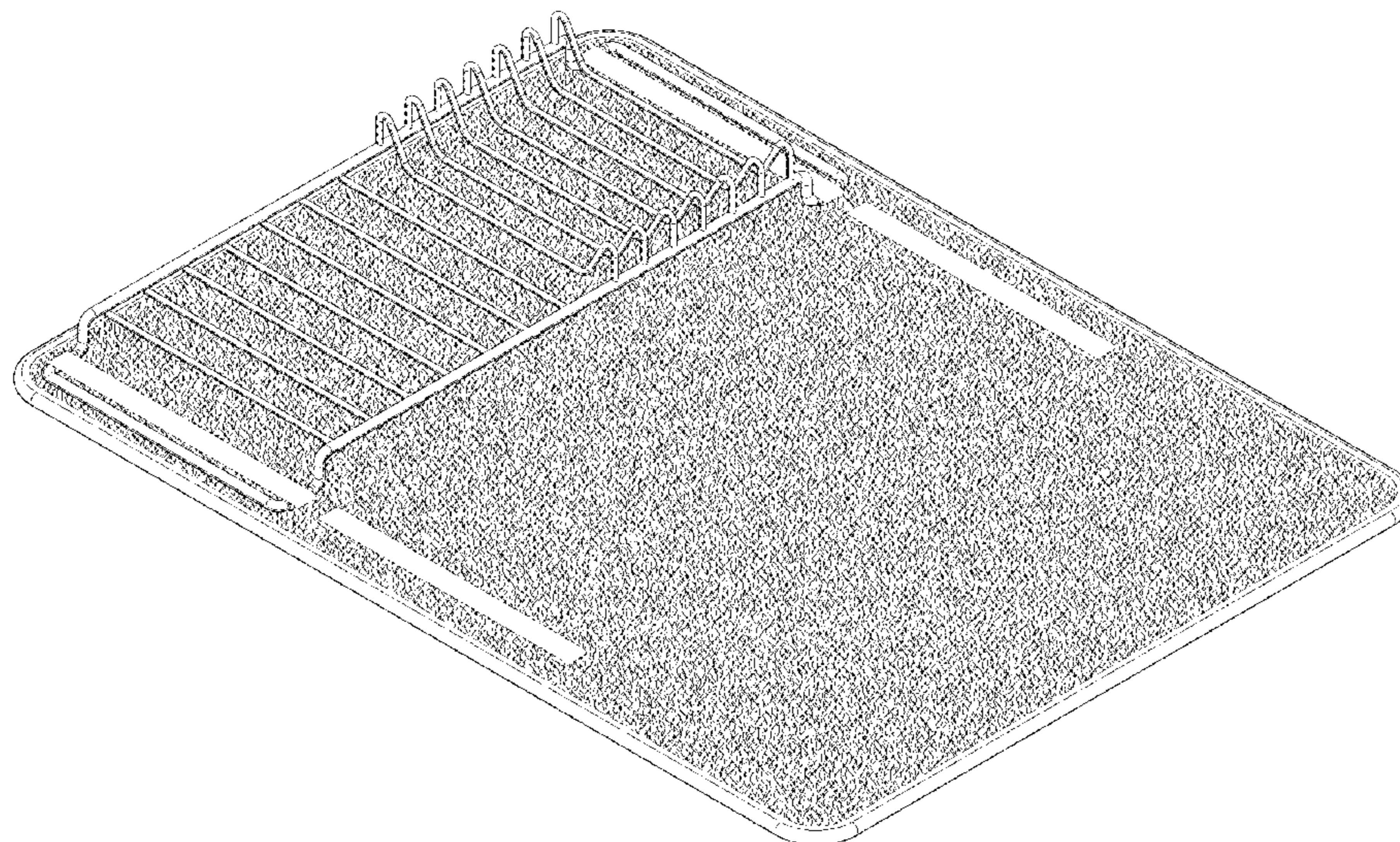
The ornamental design for a combination drying mat and rack, as shown and described.

DESCRIPTION

FIG. 1 is a perspective view of a combination drying mat and rack of the present invention;
FIG. 2 is a front elevational view of the invention shown in FIG. 1;
FIG. 3 is a rear elevational view of the invention shown in FIG. 1;
FIG. 4 is a left side elevational view of the invention shown in FIG. 1;
FIG. 5 is a right side elevational view of the invention shown in FIG. 1;
FIG. 6 is a top plan view of the invention shown in FIG. 1; and,
FIG. 7 is a bottom plan view of the invention shown in FIG. 1.

The combination drying mat and rack includes stippling in the various views to depict surface curvature, flatness or other shapes. Stippling is also shown in FIGS. 1, 6, and 7 to depict continuous textured surfaces having no particular pattern. Elastic bands are shown in FIGS. 1 through 7 in broken lines to indicate the elastic bands form no part of the design to be patented.

1 Claim, 5 Drawing Sheets



(56)

References Cited

U.S. PATENT DOCUMENTS

D773,142 S * 11/2016 Green A47L 19/00
D32/55
D774,719 S * 12/2016 Green D32/55
D776,386 S * 1/2017 Green D32/55
D781,518 S * 3/2017 Green D32/55
D801,612 S * 10/2017 Green D32/58
2008/0149644 A1* 6/2008 Piacenza A47L 19/04
220/572
2008/0179264 A1 7/2008 Abrams
2008/0210648 A1 9/2008 Davis
2008/0283480 A1 11/2008 Segall et al.
2013/0105423 A1 5/2013 Chalifoux

* cited by examiner

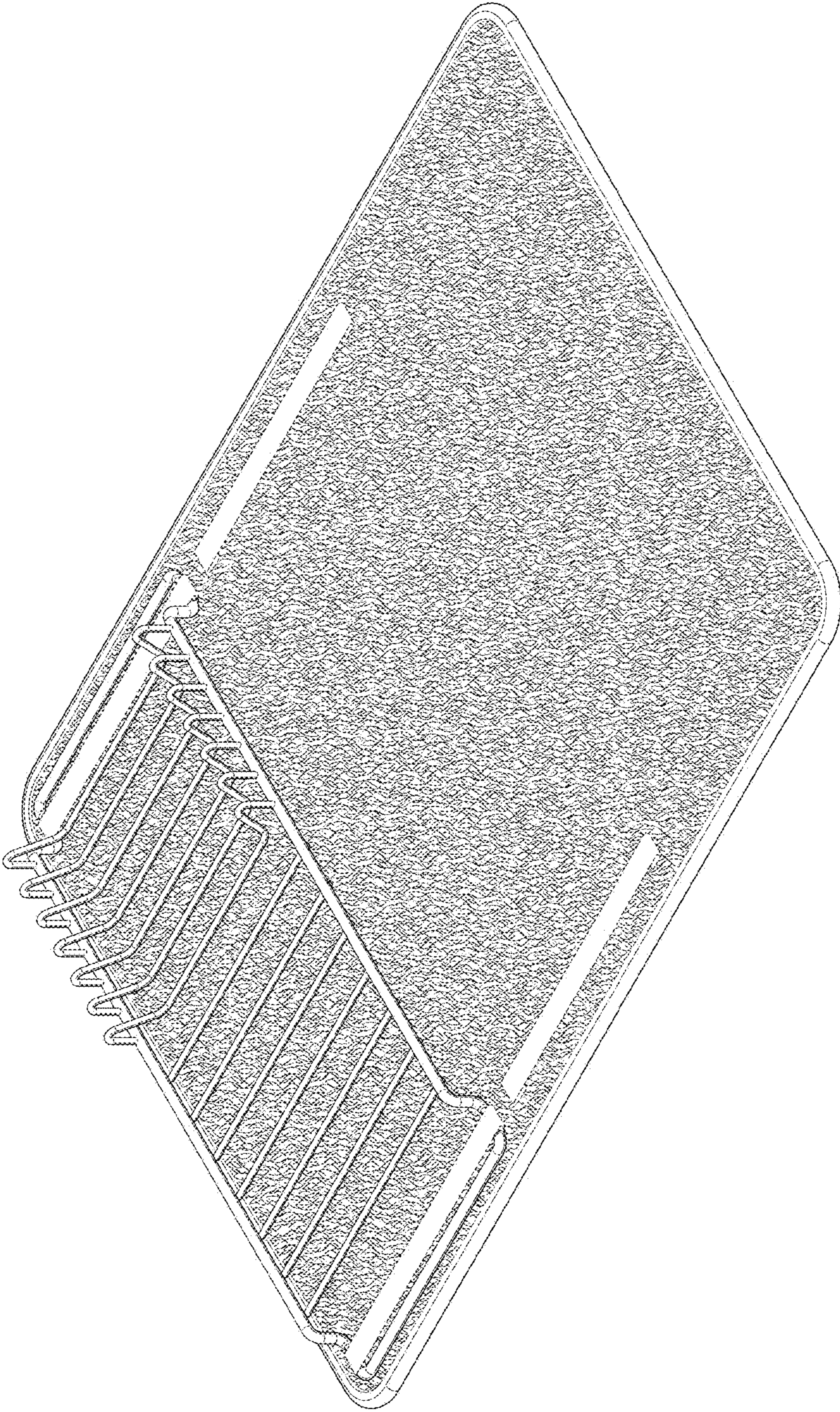


Fig. 1




Fig. 2




Fig. 3

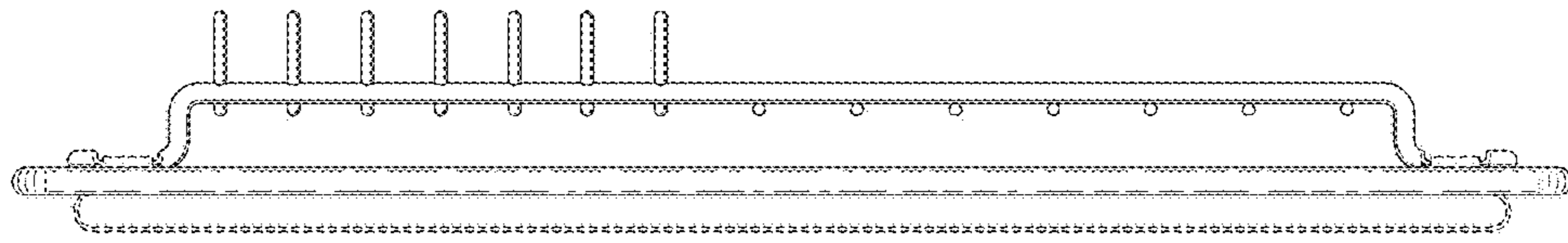


Fig. 4




Fig. 5




Fig. 6




Fig. 7