



US00D830643S

(12) **United States Design Patent**
Nimura

(10) **Patent No.:** **US D830,643 S**
(45) **Date of Patent:** **** Oct. 9, 2018**

(54) **HELMET**
(71) Applicant: **SHOEI CO., LTD.**, Taito-ku, Tokyo (JP)
(72) Inventor: **Taku Nimura**, Tokyo (JP)

9,032,548 B2 5/2015 Isobe
D747,556 S * 1/2016 Fujita D29/107
D751,767 S * 3/2016 Shida D29/107
D752,821 S 3/2016 Bologna
D769,543 S 10/2016 Patel et al.
D796,117 S 8/2017 Shida et al.
D803,483 S 11/2017 Bologna

(73) Assignee: **SHOEI CO., LTD.**, Tokyo (JP)

(**) Term: **15 Years**

(21) Appl. No.: **29/626,498**

(22) Filed: **Nov. 17, 2017**

(30) **Foreign Application Priority Data**

Sep. 21, 2017 (JP) 2017-020651

(51) **LOC (11) Cl.** **29-02**

(52) **U.S. Cl.**
USPC **D29/122**

(58) **Field of Classification Search**
USPC D29/100, 102, 106, 108, 110, 122;
D2/865, 880, 881; 2/455, 456, 410, 7,
2/8.2, 424, 425, 9, 468, 171, 205, 206;
128/201.23, 857

CPC A41D 13/05; A41D 13/11; A41D 13/1107;
A41D 13/1161; A41D 13/113; A41D
13/1138; A41D 13/1146; A42B 3/18;
A42B 3/20; A42B 3/205; A42B 3/32;
A42B 3/326; A42B 3/00; A42B 3/04;
A42B 3/0406; A42B 3/08; A42B 3/085;
A42B 1/008; A61F 9/06; A63B 71/08;
A63B 7/085; A63B 71/10; A63B 71/12;
A63B 71/1291

See application file for complete search history.

(56) **References Cited**

U.S. PATENT DOCUMENTS

D632,439 S * 2/2011 Lebel D29/122
D711,051 S * 8/2014 Noordzij D29/122

OTHER PUBLICATIONS

Notice of Allowance; U.S. Appl. No. 29/626,494, filed Nov. 17, 2017; dated Jun. 6, 2018; Taku Nimura; 7 pages.

* cited by examiner

Primary Examiner — Randall H Gholson

(74) *Attorney, Agent, or Firm* — Cantor Colburn LLP

(57) **CLAIM**

The ornamental design for a helmet, as shown and described.

DESCRIPTION

FIG. 1 is a front, top and right side perspective view of a helmet showing my new design;

FIG. 2 is a front view thereof;

FIG. 3 is a right side view thereof;

FIG. 4 is a left side view thereof;

FIG. 5 is an enlarged view showing the portion defined by crop lines 5-5 in FIG. 1; and,

FIG. 6 is an enlarged view showing the portion defined by crop lines 6-6 in FIG. 2.

The broken lines illustrate portions of the helmet and form no part of the claimed design.

1 Claim, 6 Drawing Sheets




FIG. 1

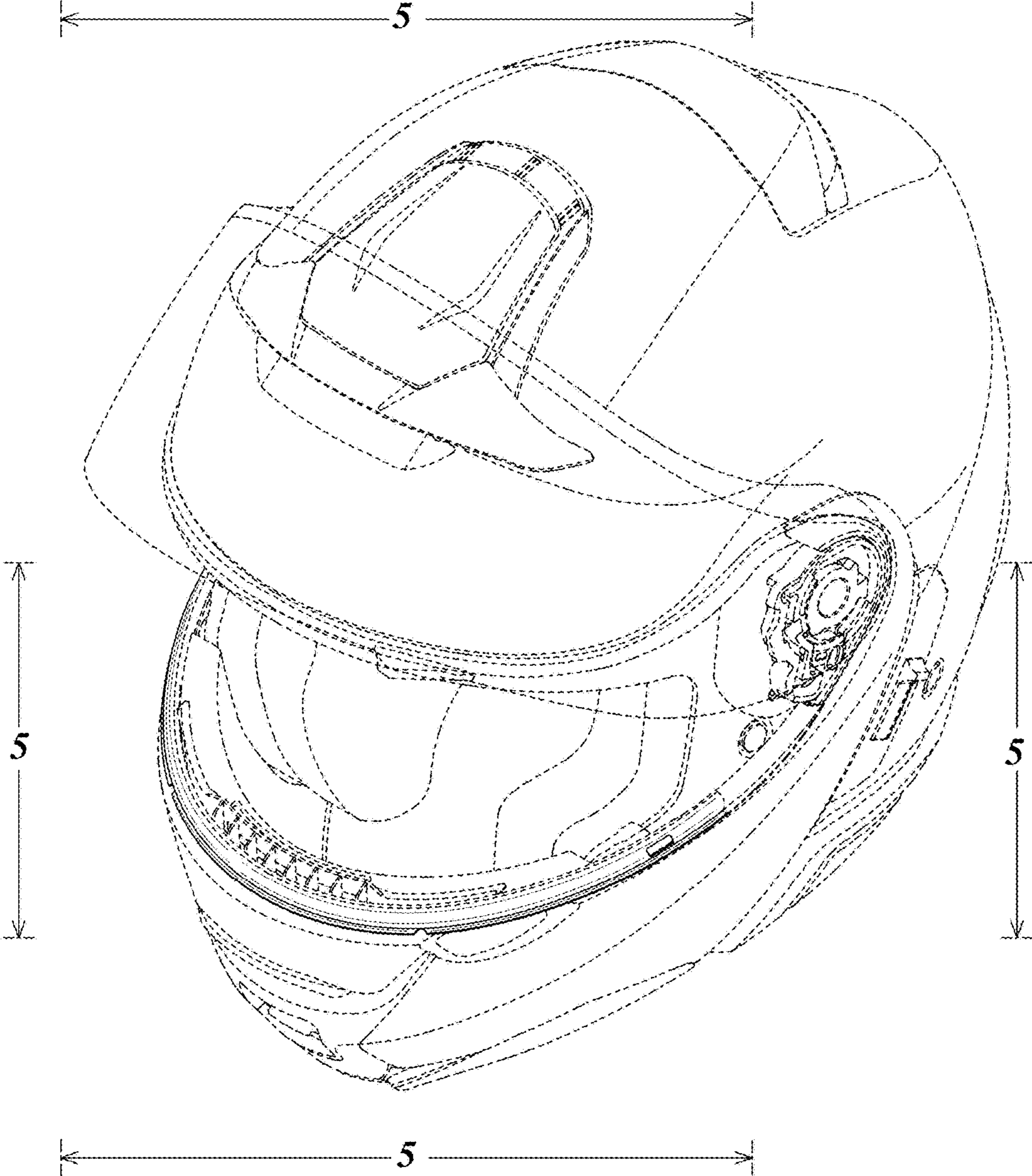


FIG. 2

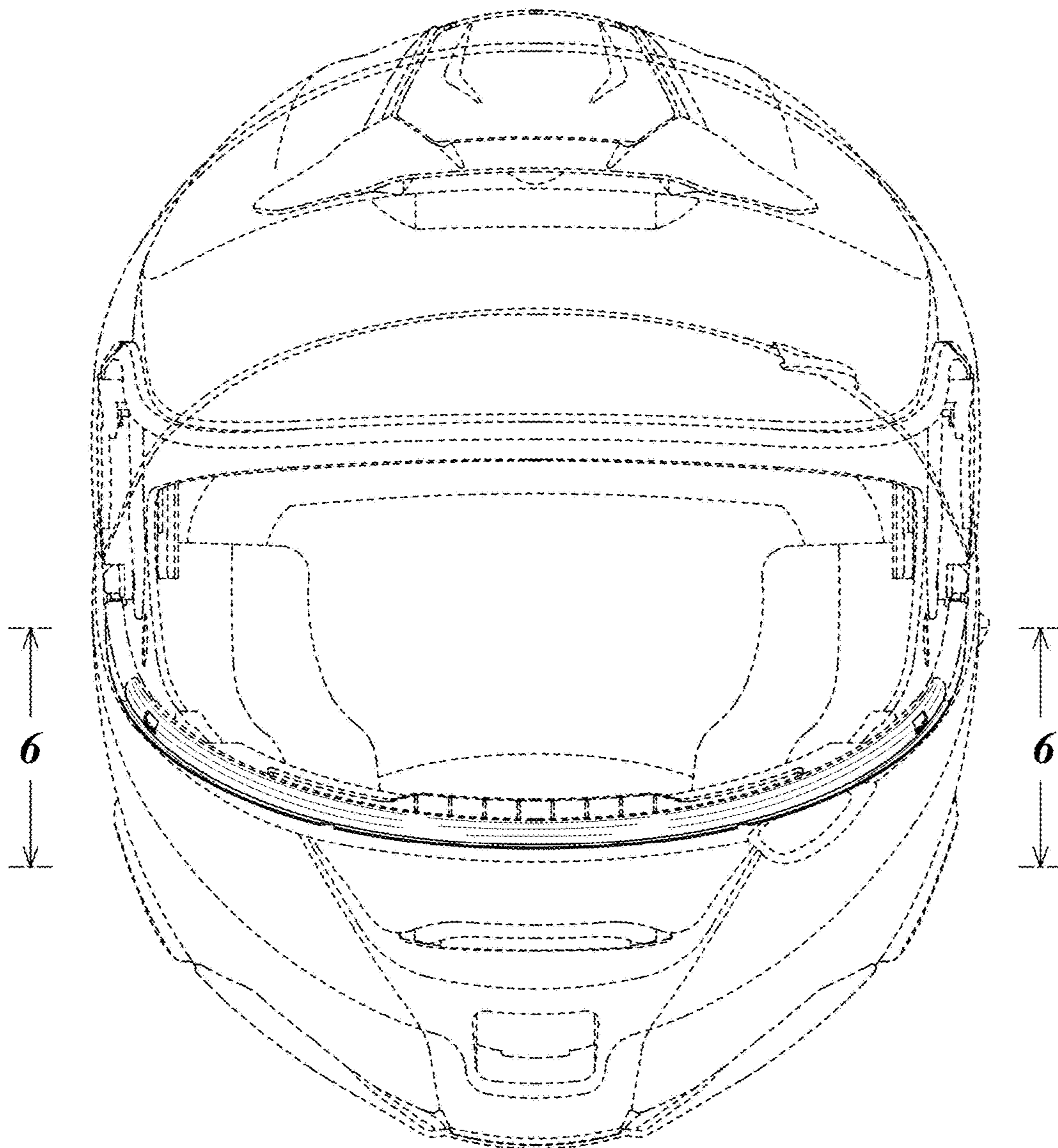


FIG. 3

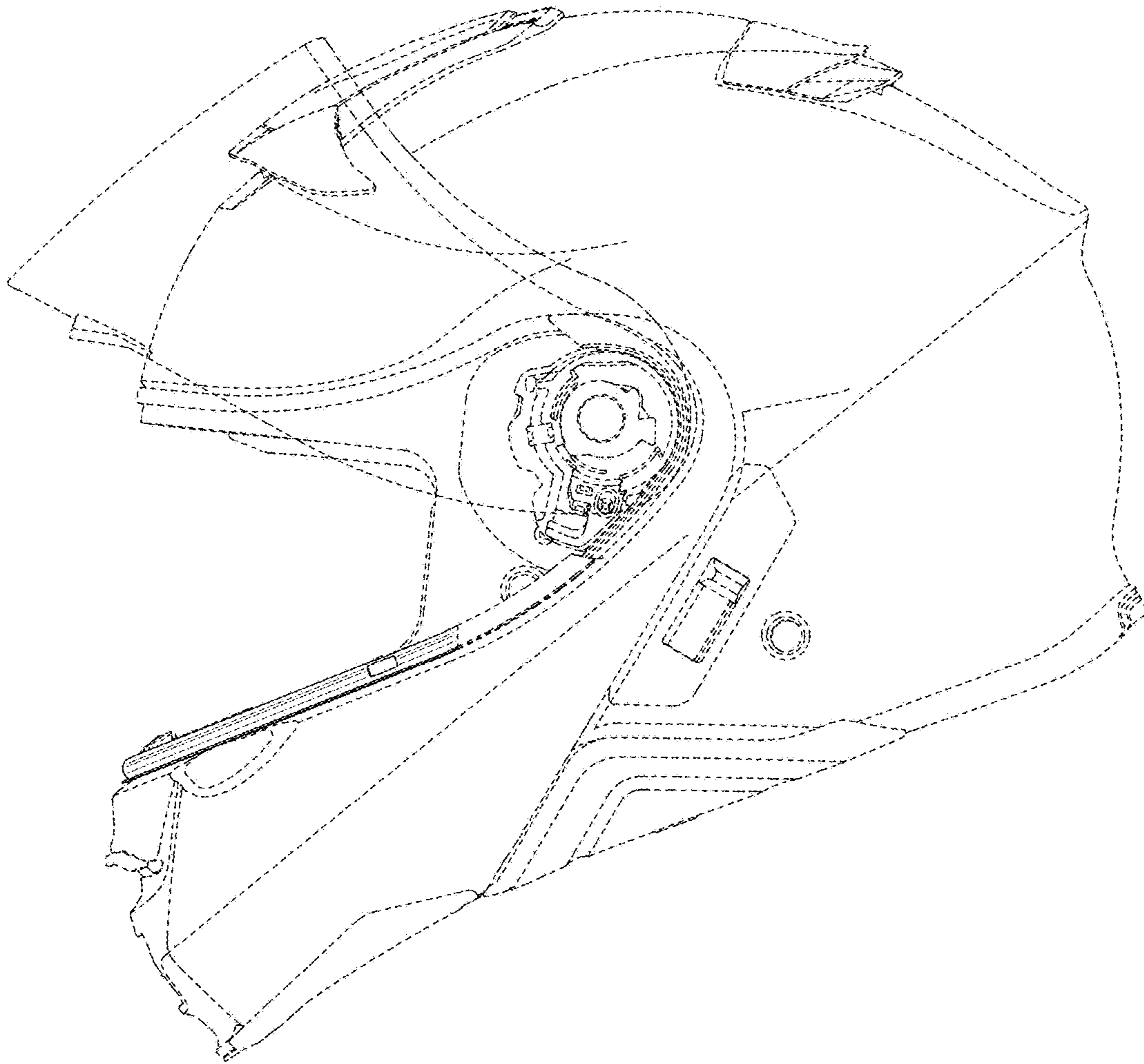


FIG. 4

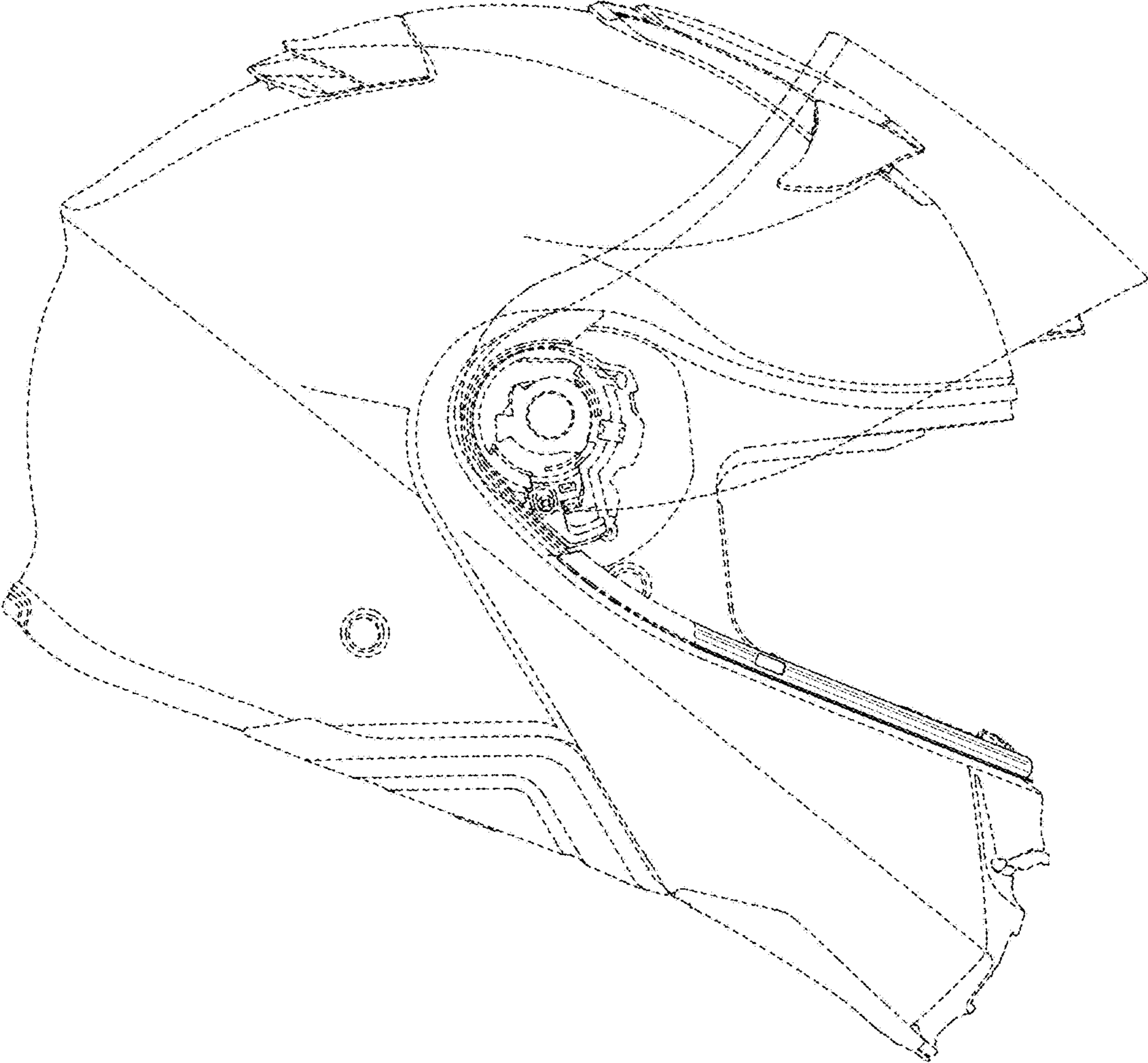


FIG. 5

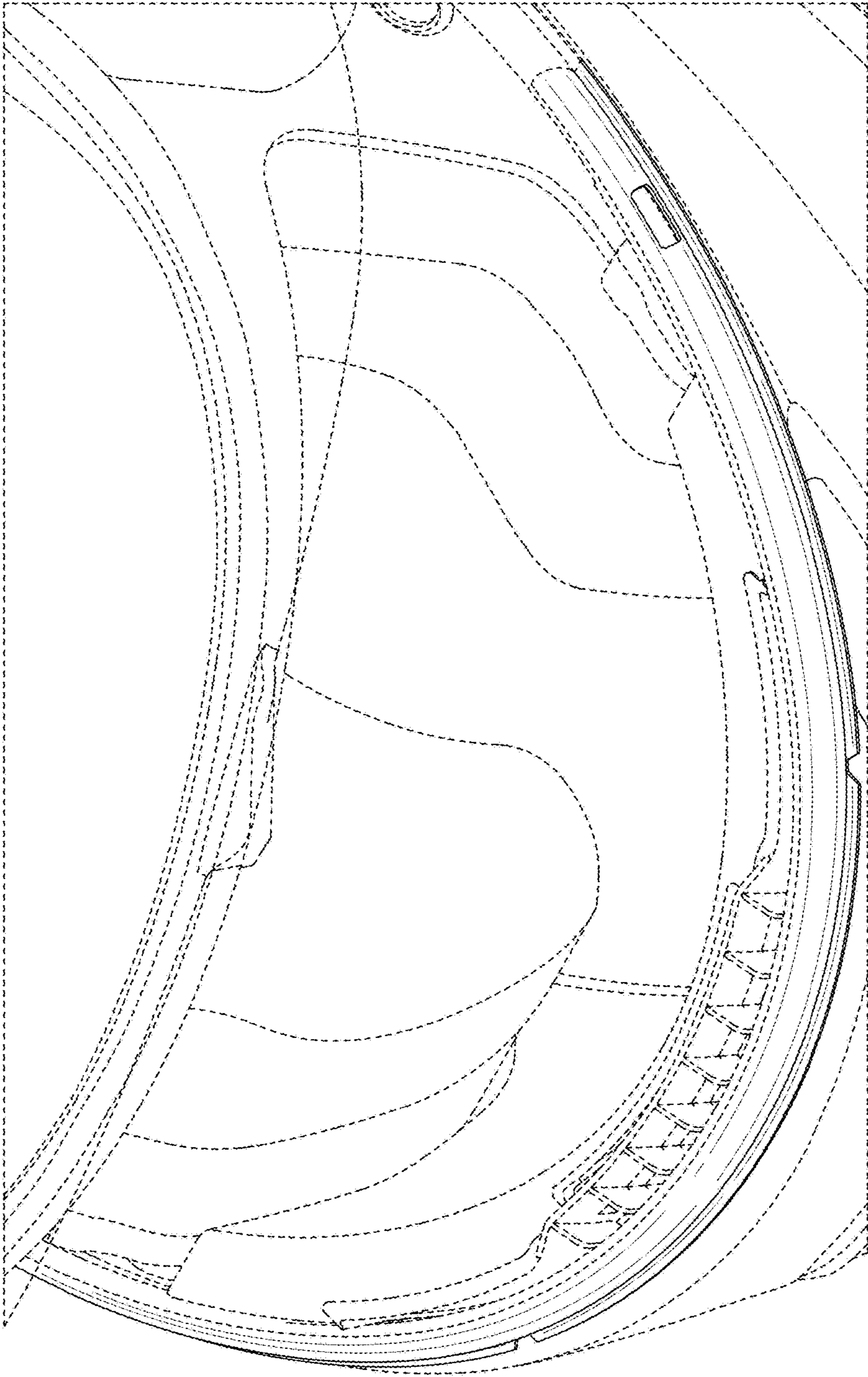


FIG. 6

