



US00D830634S

(12) **United States Design Patent** (10) **Patent No.:** **US D830,634 S**  
**Gamble et al.** (45) **Date of Patent:** **\*\* Oct. 9, 2018**

(54) **HAIR TRIMMER BODY**  
 (71) Applicant: **Reckitt Benckiser (Brands) Limited**,  
 Slough (GB)  
 (72) Inventors: **Richard Gamble**, Slough (GB);  
**Jacobus Simon Petrus Van Diepen**,  
 Dongguan (CN); **Xian Zhi Zhou**,  
 Dongguan (CN)  
 (73) Assignee: **RECKITT BENCKISER (BRANDS)**  
**LIMITED**, Slough (GB)

D748,859 S \* 2/2016 Boulanger ..... D28/53  
 D749,785 S \* 2/2016 Boulanger ..... D28/51  
 D757,364 S \* 5/2016 Aulwes ..... D28/53  
 D758,016 S \* 5/2016 Andersson ..... D28/51  
 D758,663 S \* 6/2016 Van Maanen ..... D28/51  
 D758,664 S \* 6/2016 Van Maanen ..... D28/51  
 D759,310 S \* 6/2016 Van Maanen ..... D28/54  
 D776,877 S \* 1/2017 Zadro ..... D28/50  
 2006/0143926 A1 \* 7/2006 Khubani ..... B26B 19/06  
 30/53  
 2011/0010942 A1 \* 1/2011 Lau ..... B26B 19/06  
 30/29.5

(\*\*) Term: **15 Years**  
 (21) Appl. No.: **29/612,046**  
 (22) Filed: **Jul. 27, 2017**

(30) **Foreign Application Priority Data**  
 Feb. 21, 2017 (EM) ..... 003760339-0001  
 (51) **LOC (11) Cl.** ..... **28-03**  
 (52) **U.S. Cl.**  
 USPC ..... **D28/54**  
 (58) **Field of Classification Search**  
 USPC ..... D28/49-54  
 CPC . B26B 19/3853-19/386; B26B 19/10-19/107;  
 B26B 19/00-19/08  
 See application file for complete search history.

(56) **References Cited**  
 U.S. PATENT DOCUMENTS

D516,245 S \* 2/2006 Ohta ..... D28/49  
 D569,552 S \* 5/2008 Marquez ..... D28/53  
 D634,067 S \* 3/2011 Stowers ..... D28/53  
 D634,068 S \* 3/2011 Stowers ..... D28/53  
 D722,403 S \* 2/2015 Prat-Pfister ..... D28/54

**OTHER PUBLICATIONS**

www.youtube.com, Veet Sensitive Touch, 1 page, published Oct. 24, 2016.\*

\* cited by examiner

*Primary Examiner* — Jennifer Rivard  
 (74) *Attorney, Agent, or Firm* — Troutman Sanders LLP;  
 Ryan Schneider; Chris Davis

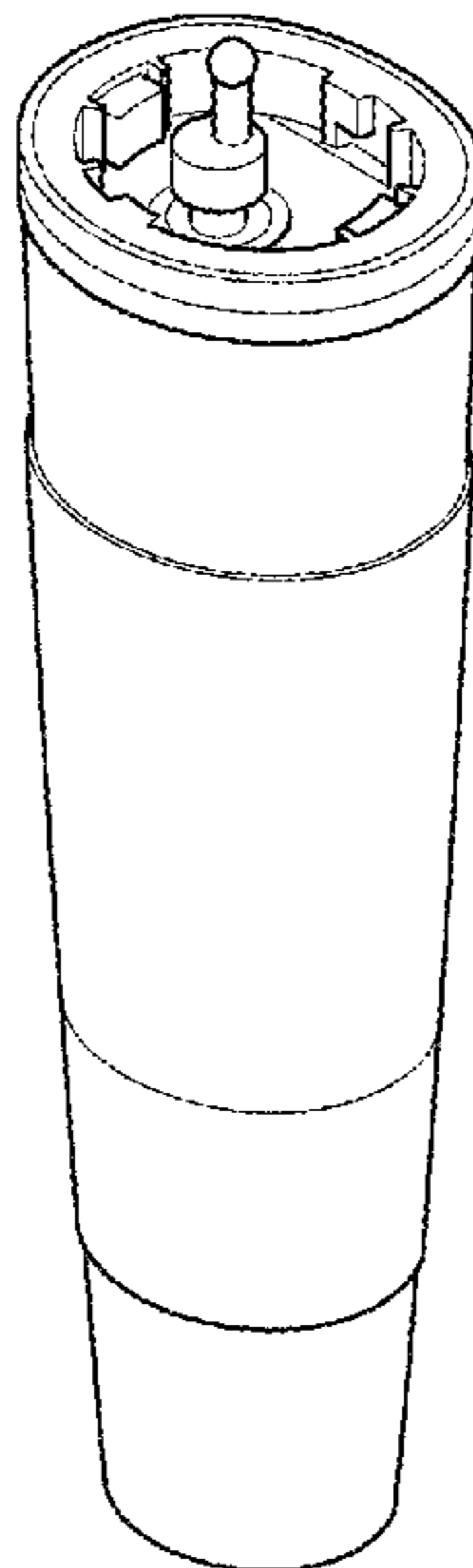
(57) **CLAIM**

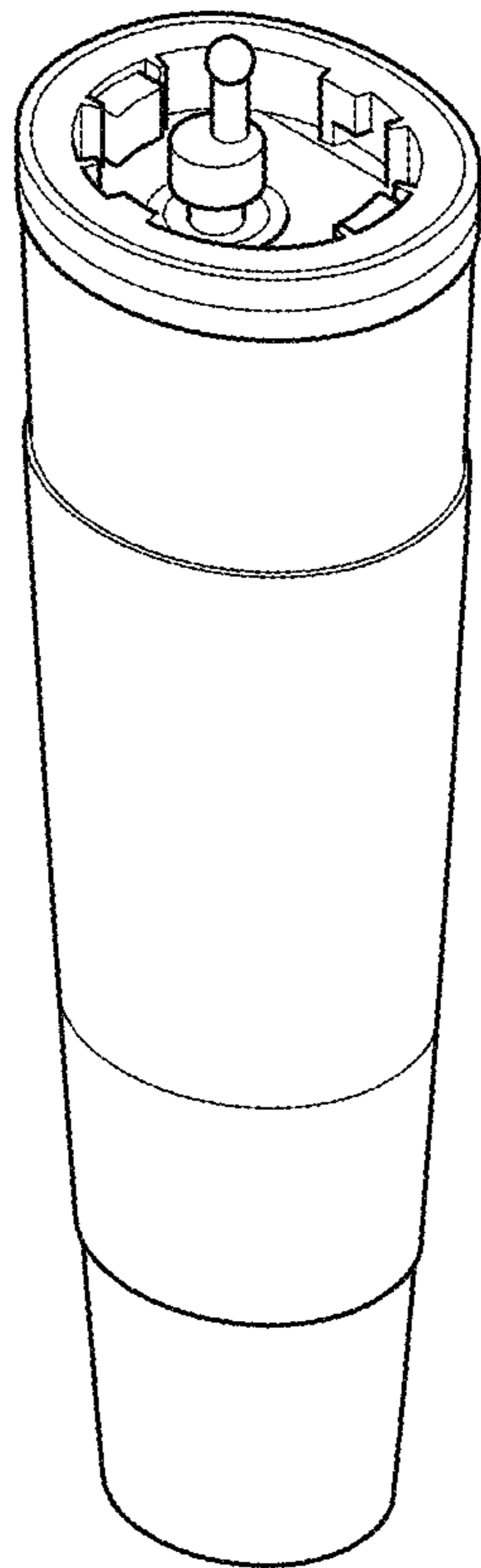
The ornamental design for a hair trimmer body, as shown and described.

**DESCRIPTION**


FIG. 1 is a perspective view of our new design for a hair trimmer body;  
 FIG. 2 is a front elevation view thereof;  
 FIG. 3 is a left side elevation view thereof;  
 FIG. 4 is a back elevation view thereof;  
 FIG. 5 is a right side elevation view thereof;  
 FIG. 6 is a top plan view thereof; and,  
 FIG. 7 is a bottom plan view thereof.

**1 Claim, 7 Drawing Sheets**







*Fig. 1*




*Fig. 2*



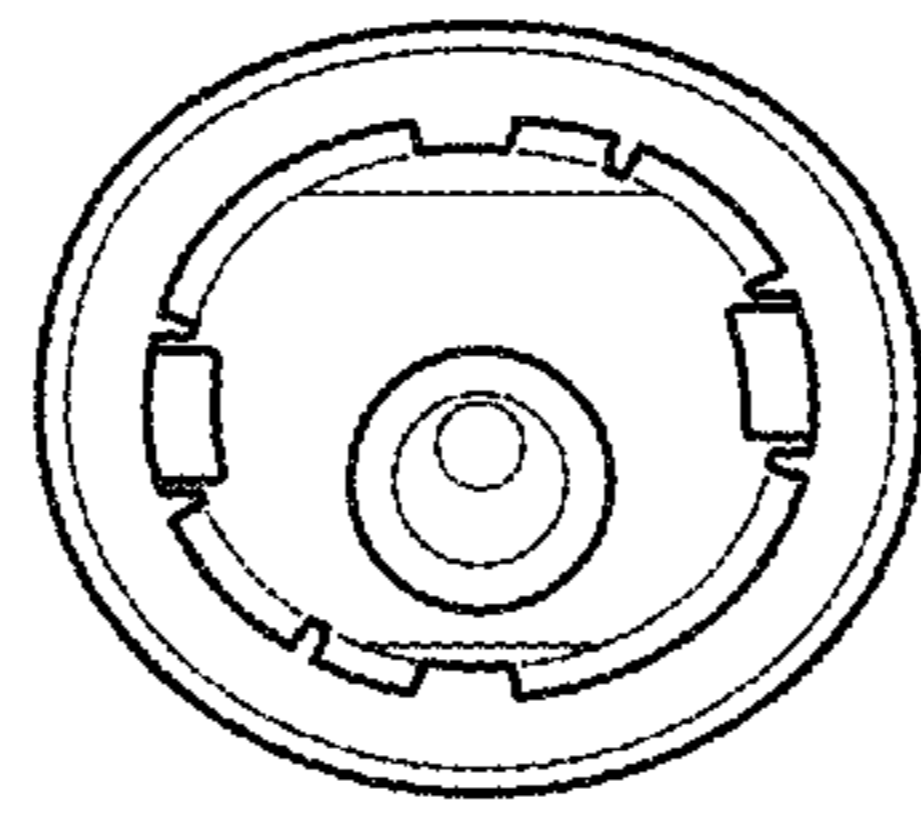
*Fig. 3*



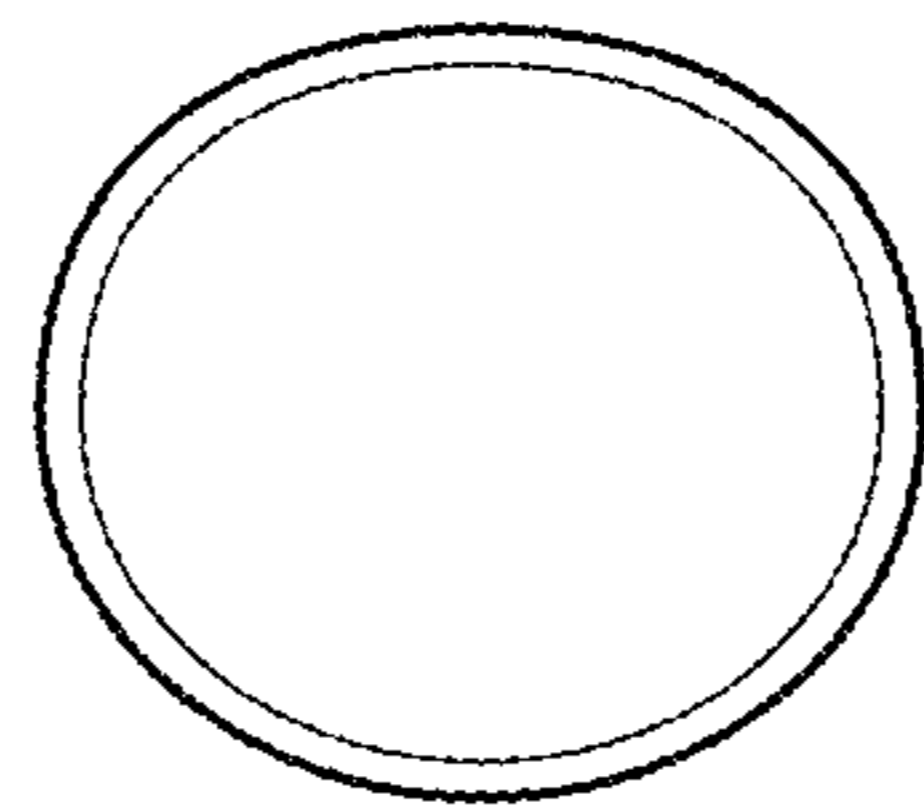
*Fig. 4*



*Fig. 5*



*Fig. 6*



*Fig. 7*