



US00D830633S

(12) **United States Design Patent** (10) **Patent No.:** **US D830,633 S**
Gamble et al. (45) **Date of Patent:** **** Oct. 9, 2018**

(54) **HAIR TRIMMER**
(71) Applicant: **Reckitt Benckiser (Brands) Limited,**
Slough (GB)
(72) Inventors: **Richard Gamble,** Slough (GB);
Jacobus Simon Petrus Van Diepen,
Dongguan (CN); **Xian Zhi Zhou,**
Dongguan (CN)

D696,461 S * 12/2013 Prat-Pfister D28/53
D722,199 S * 2/2015 Boulanger D28/53
D749,785 S * 2/2016 Boulanger D28/51
D758,016 S * 5/2016 Andersson D28/51
D758,661 S * 6/2016 Andersson D28/51
D758,662 S * 6/2016 De Klein D28/51
9,381,655 B2 * 7/2016 Lau B26B 19/06
D805,691 S * 12/2017 De Klein D28/51
2011/0308087 A1 * 12/2011 Rehbein B26B 19/06
30/34.1
2013/0192068 A1 * 8/2013 Kammer B26B 19/386
30/43.9

(73) Assignee: **RECKITT BENCKISER (BRANDS) LIMITED,** Slough (GB)

(**) Term: **15 Years**

(21) Appl. No.: **29/612,048**

(22) Filed: **Jul. 27, 2017**

(30) **Foreign Application Priority Data**

Feb. 21, 2017 (EM) 003760339-0003

(51) **LOC (11) Cl.** **28-03**

(52) **U.S. Cl.**
USPC **D28/53**

(58) **Field of Classification Search**
USPC D28/49-54
CPC . B26B 19/3853-19/386; B26B 19/10-19/107;
B26B 19/00-19/08
See application file for complete search history.

(56) **References Cited**

U.S. PATENT DOCUMENTS

D263,998 S * 4/1982 Oberheim D24/214
D457,265 S * 5/2002 Gebhard D28/9
D519,678 S * 4/2006 Butcher D28/51
D675,378 S * 1/2013 Boulanger D28/46

OTHER PUBLICATIONS

www.youtube.com, Veet Sensitive Touch, 1 page, published Oct. 24, 2016.*

* cited by examiner

Primary Examiner — Jennifer Rivard
(74) *Attorney, Agent, or Firm* — Troutman Sanders LLP;
Ryan Schneider; Chris Davis

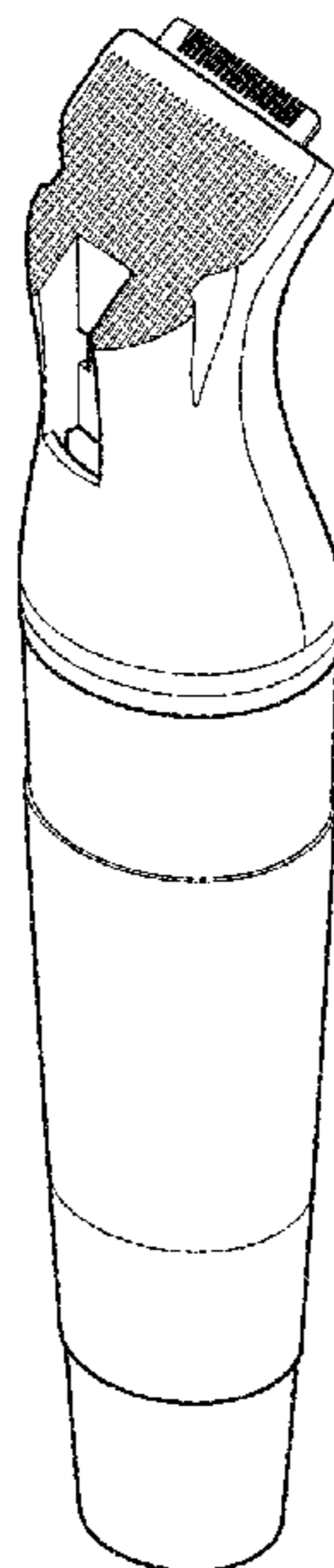
(57) **CLAIM**

The ornamental design for a hair trimmer, as shown and described.

DESCRIPTION

FIG. 1 is a perspective view of our new design for a hair trimmer;
FIG. 2 is a back elevation view thereof;
FIG. 3 is a right side elevation view thereof;
FIG. 4 is a front elevation view thereof;
FIG. 5 is a left side elevation view thereof;
FIG. 6 is a top plan view thereof; and,
FIG. 7 is a bottom plan view thereof.

1 Claim, 7 Drawing Sheets



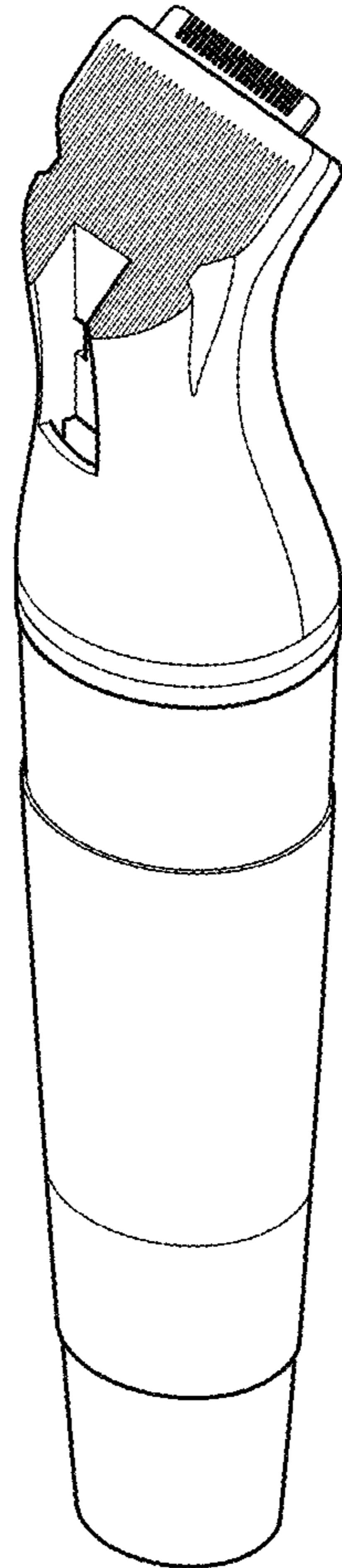


Fig. 1




Fig. 2

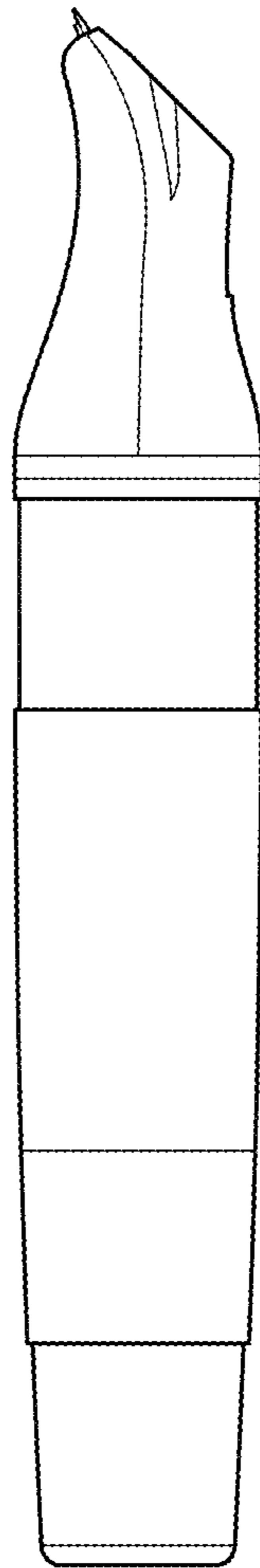


Fig. 3

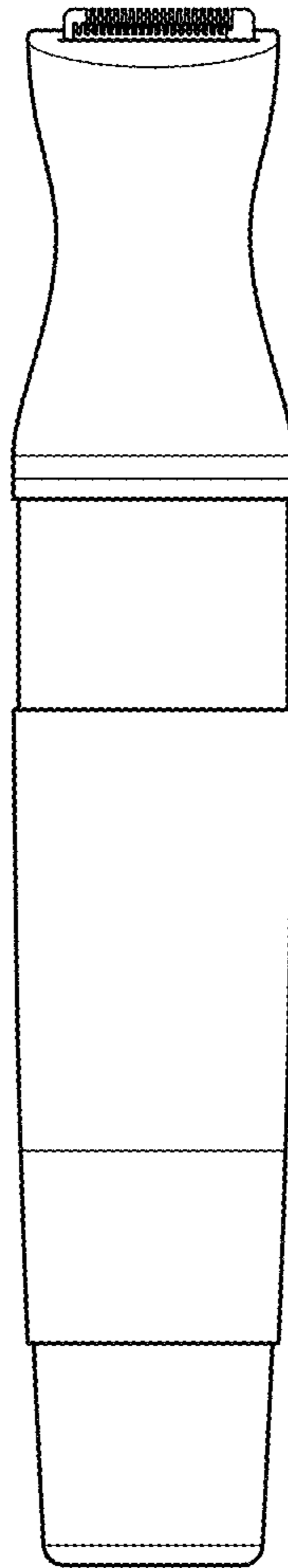


Fig. 4

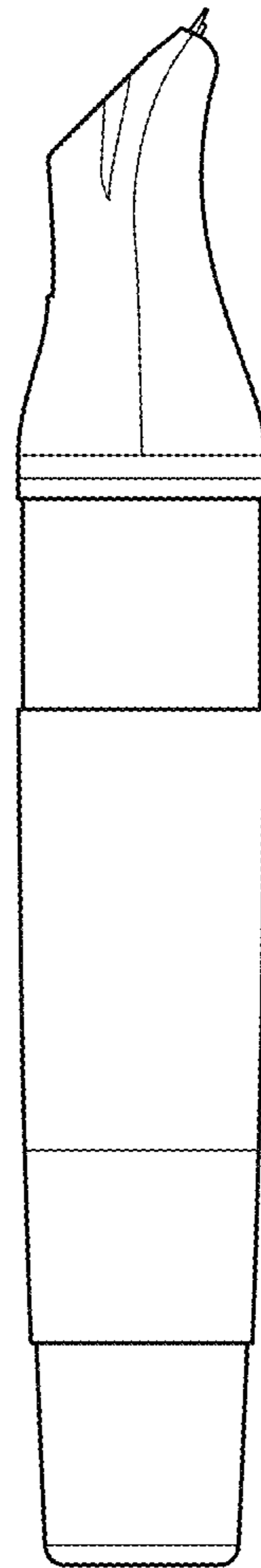


Fig. 5

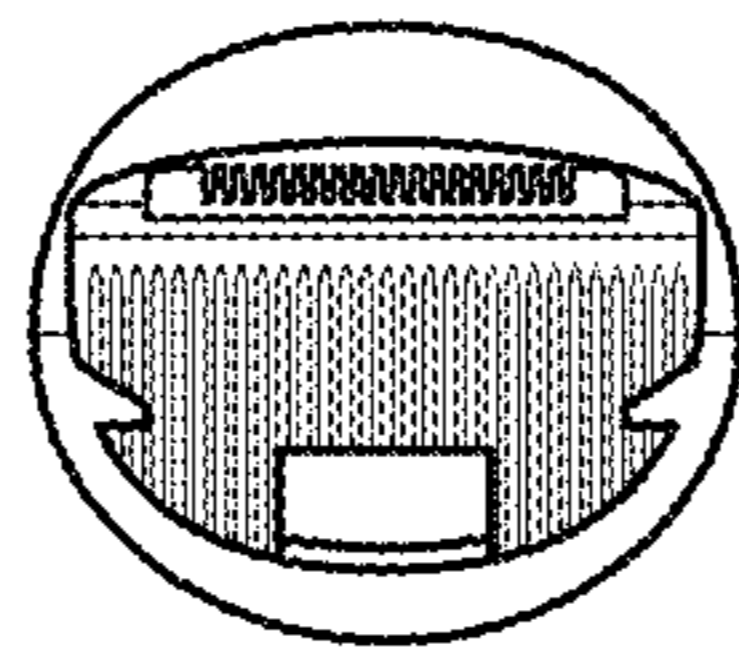


Fig. 6

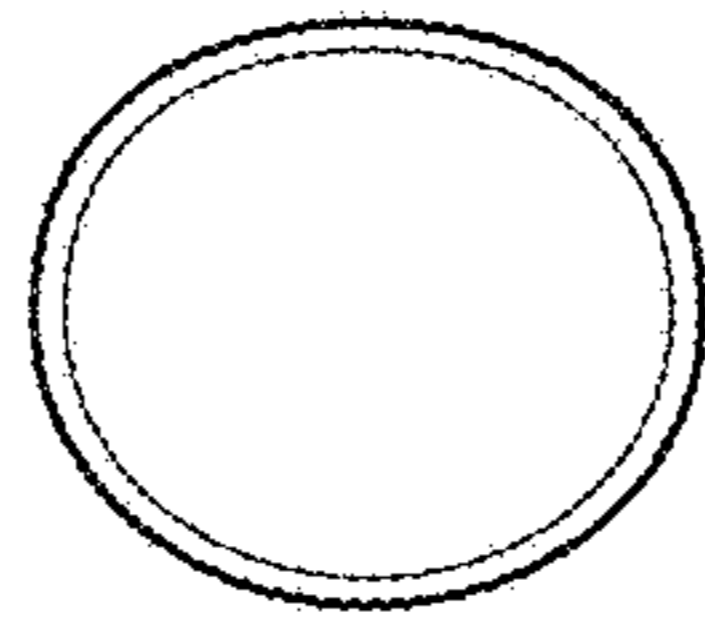


Fig. 7