



US00D830615S

(12) **United States Design Patent** (10) **Patent No.:** **US D830,615 S**
Hateley (45) **Date of Patent:** **** Oct. 9, 2018**

(54) **LAMP**

(71) Applicant: **LITTLE LOVELY HOLDING B.V.**,
Groningen (NL)

(72) Inventor: **Nicole Hateley**, Kloosterburen (NL)

(**) Term: **15 Years**

(21) Appl. No.: **35/503,690**

(22) Filed: **Sep. 4, 2017**

(80) **Hague Agreement Data**
 Int. Filing Date: **Sep. 4, 2017**
 Int. Reg. No.: **DM/097581**
 Int. Reg. Date: **Sep. 4, 2017**
 Int. Reg. Pub. Date: **Sep. 22, 2017**

(51) **LOC (11) Cl.** **26-05**

(52) **U.S. Cl.**
USPC **D26/98**

(58) **Field of Classification Search**
 USPC D26/3, 98; D21/576, 615, 620, 655
 CPC F21S 2/00; F21S 4/00; F21S 4/003; F21S
 4/005; F21S 4/006; F21S 4/007; F21S
 4/008; F21S 6/00; F21S 8/00; F21S
 8/024; F21S 8/026; F21S 8/031; F21S
 8/033; F21S 8/035-8/037; F21S 8/04;
 F21S 8/043; F21S 8/063
 See application file for complete search history.

(56) **References Cited**
 U.S. PATENT DOCUMENTS

D396,315 S * 7/1998 Hamerman D21/604
 D446,879 S * 8/2001 Sehl D26/98
 D448,514 S * 9/2001 Sehl D26/98
 D448,882 S * 10/2001 Sehl D26/98

D448,883 S * 10/2001 Sehl D26/98
 D451,230 S * 11/2001 Sehl D26/98
 D461,584 S * 8/2002 Sehl D26/98
 D465,055 S * 10/2002 Sehl D26/98
 D493,248 S * 7/2004 Sehl D26/98
 D493,249 S * 7/2004 Sehl D26/98
 D493,562 S * 7/2004 Sehl D26/98
 D493,908 S * 8/2004 Sehl D26/98
 D590,095 S * 4/2009 Toomey D26/98
 D597,886 S * 8/2009 Styles D11/158
 D624,453 S * 9/2010 Garrison D11/127
 D648,889 S * 11/2011 Feinberg D26/98
 D663,791 S * 7/2012 Wong D21/578
 D671,671 S * 11/2012 Johnson D21/603
 D679,343 S * 4/2013 Yeh D21/576
 D683,491 S * 5/2013 Gold D26/98
 D704,281 S * 5/2014 Carlson D21/604
 D706,367 S * 6/2014 Carlson D21/603
 D746,507 S * 12/2015 Kovac D26/98
 D798,025 S * 9/2017 Stern D1/107
 D807,565 S * 1/2018 Johnson D26/98
 D808,064 S * 1/2018 Johnson D26/98

* cited by examiner

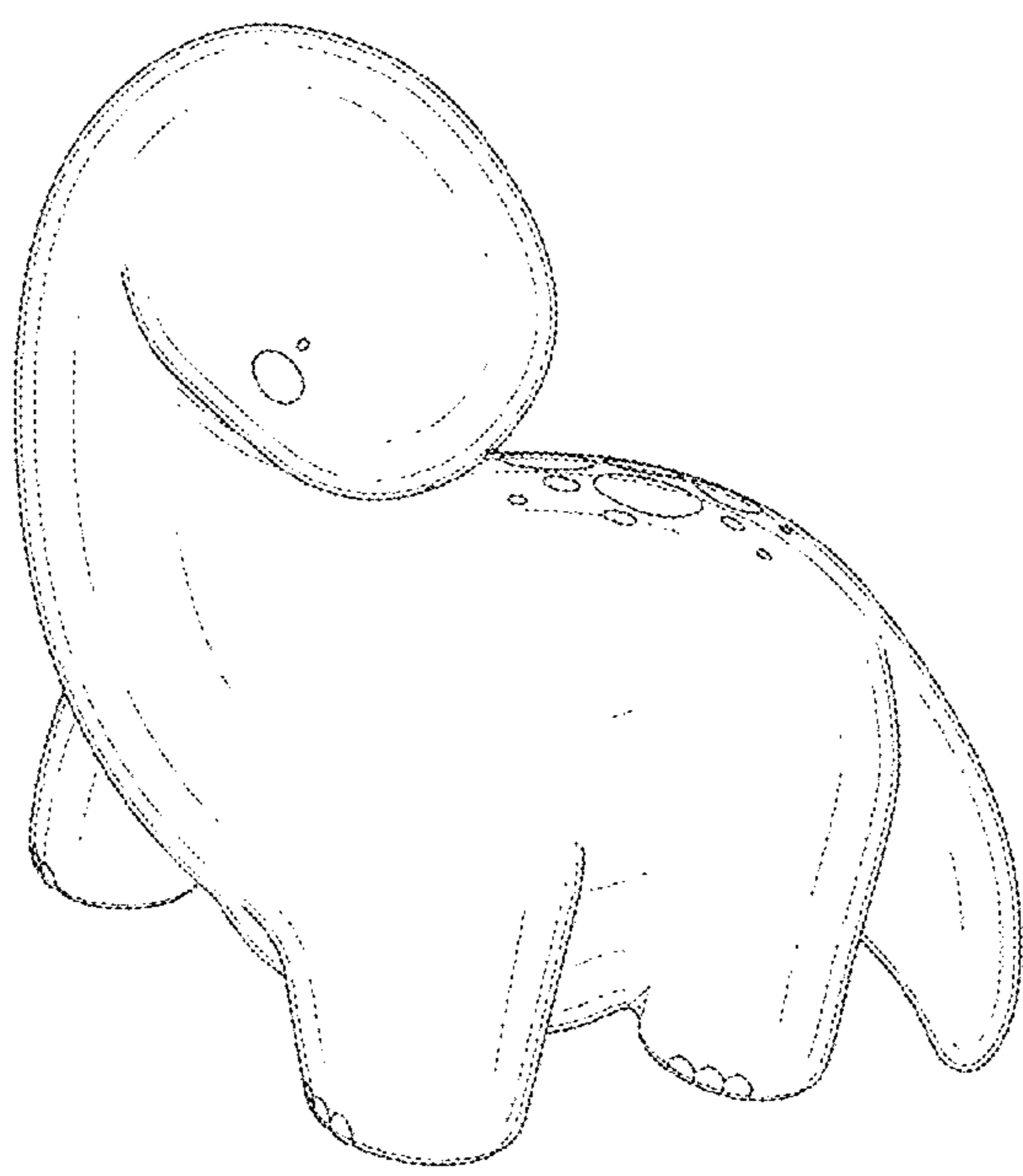
Primary Examiner — George D. Kirschbaum
Assistant Examiner — Natasha Vujcic

(57) **CLAIM**
 The ornamental design for a lamp, as shown and described.

DESCRIPTION

1. Lamp
 1.1 : Perspective
 1.2 : Front
 1.3 : Back
 1.4 : Left
 1.5 : Right
 1.6 : Top
 1.7 : Bottom

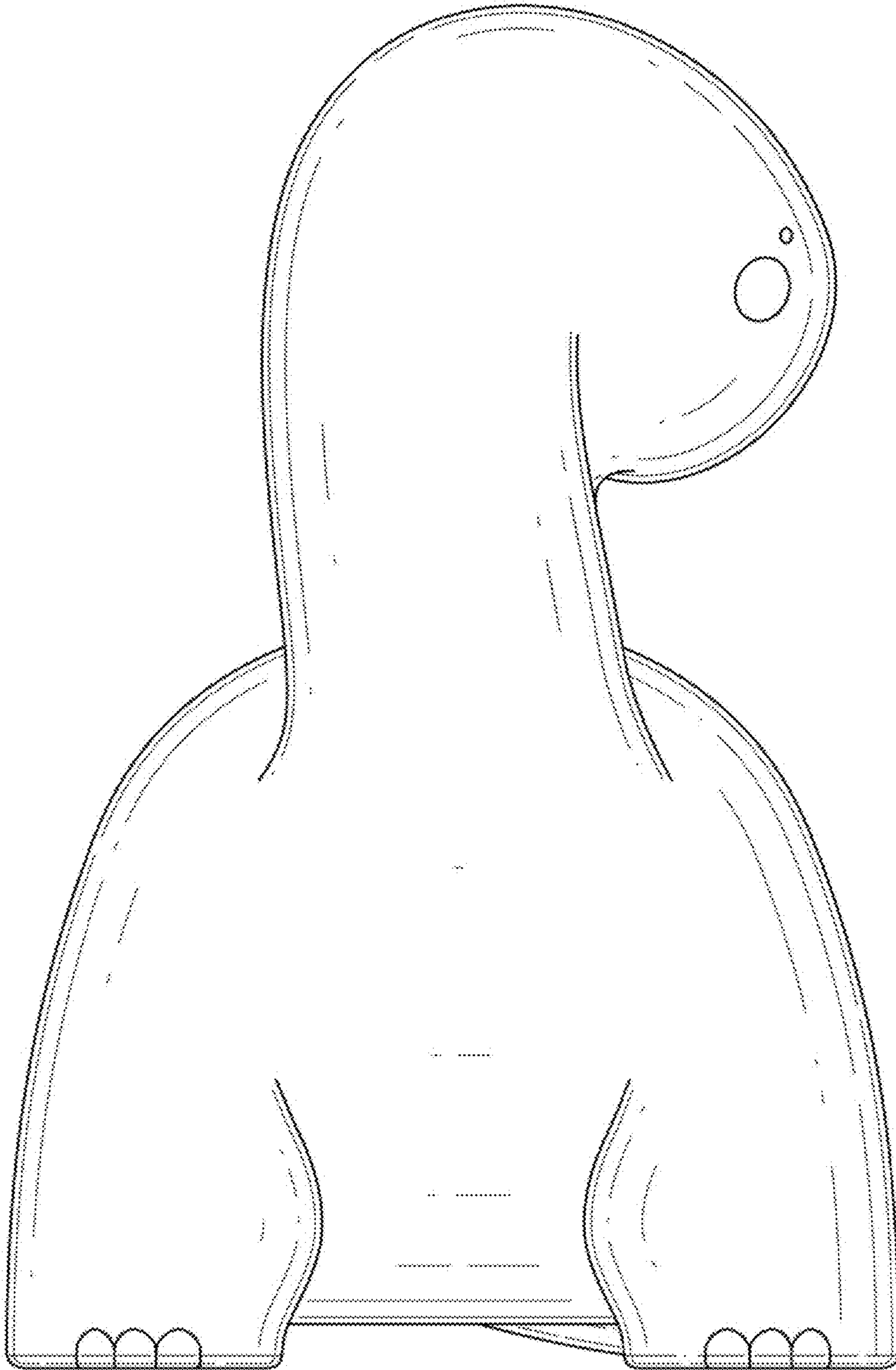
1 Claim, 7 Drawing Sheets




1.1



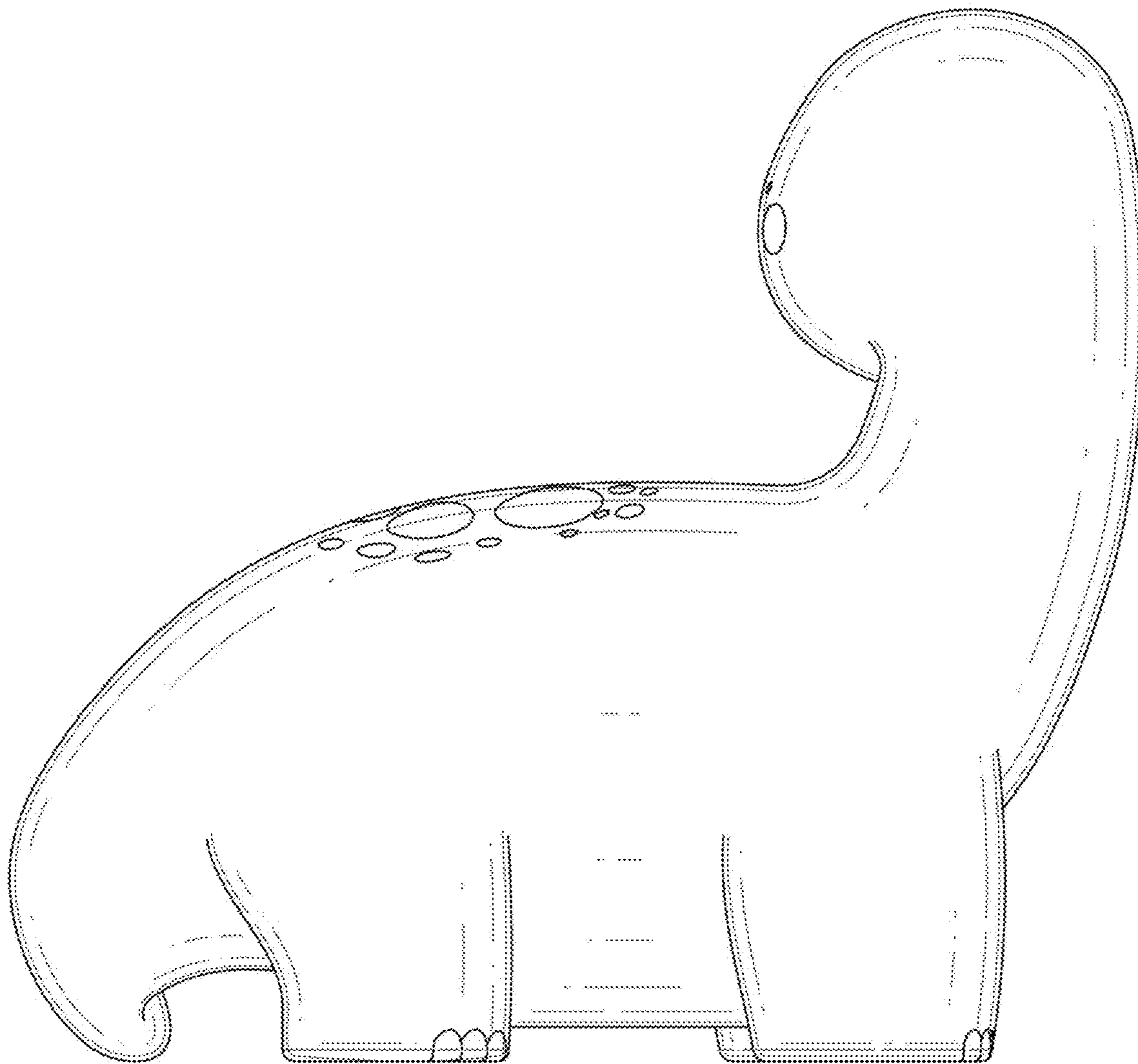
1.2



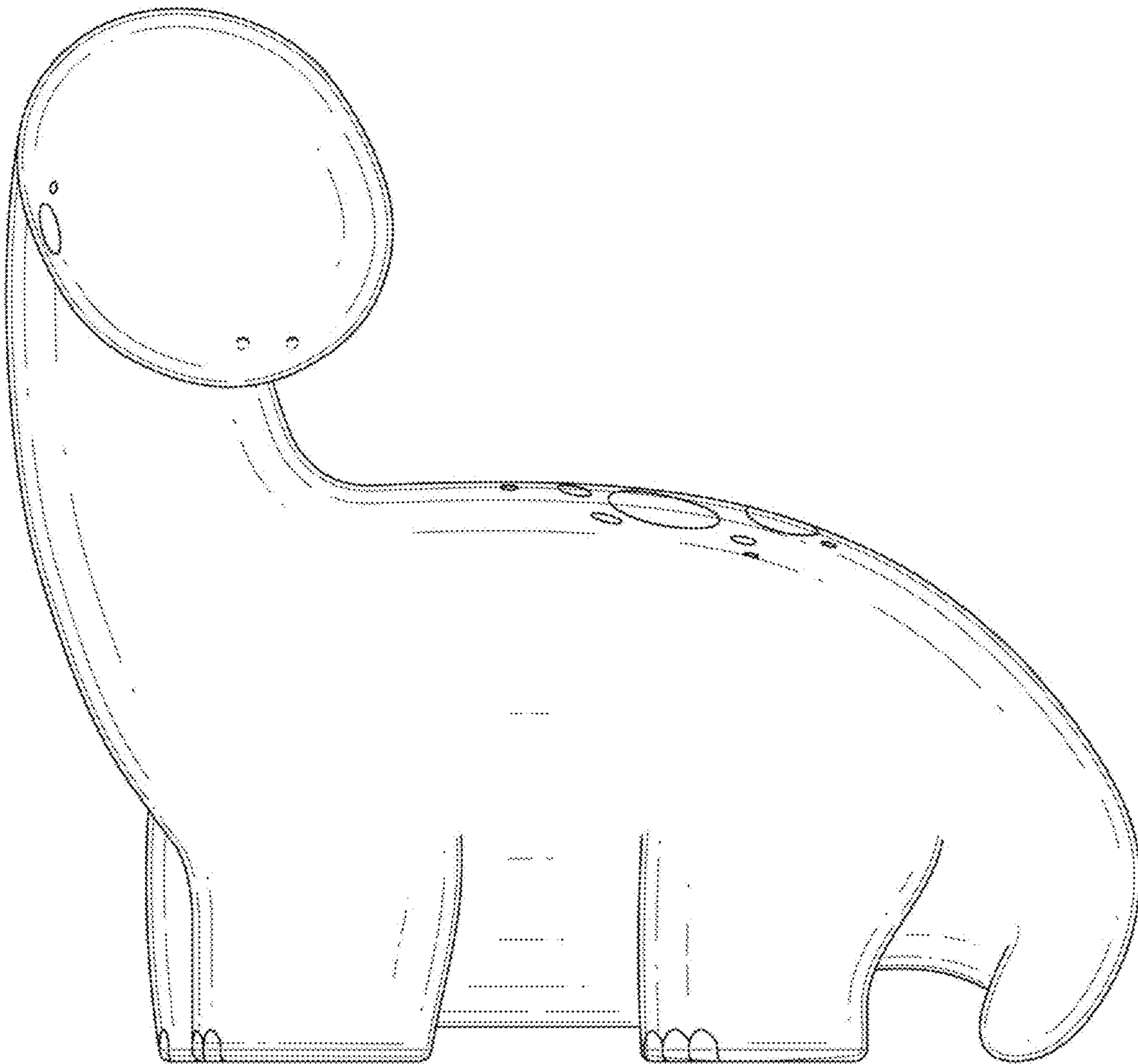
1.3



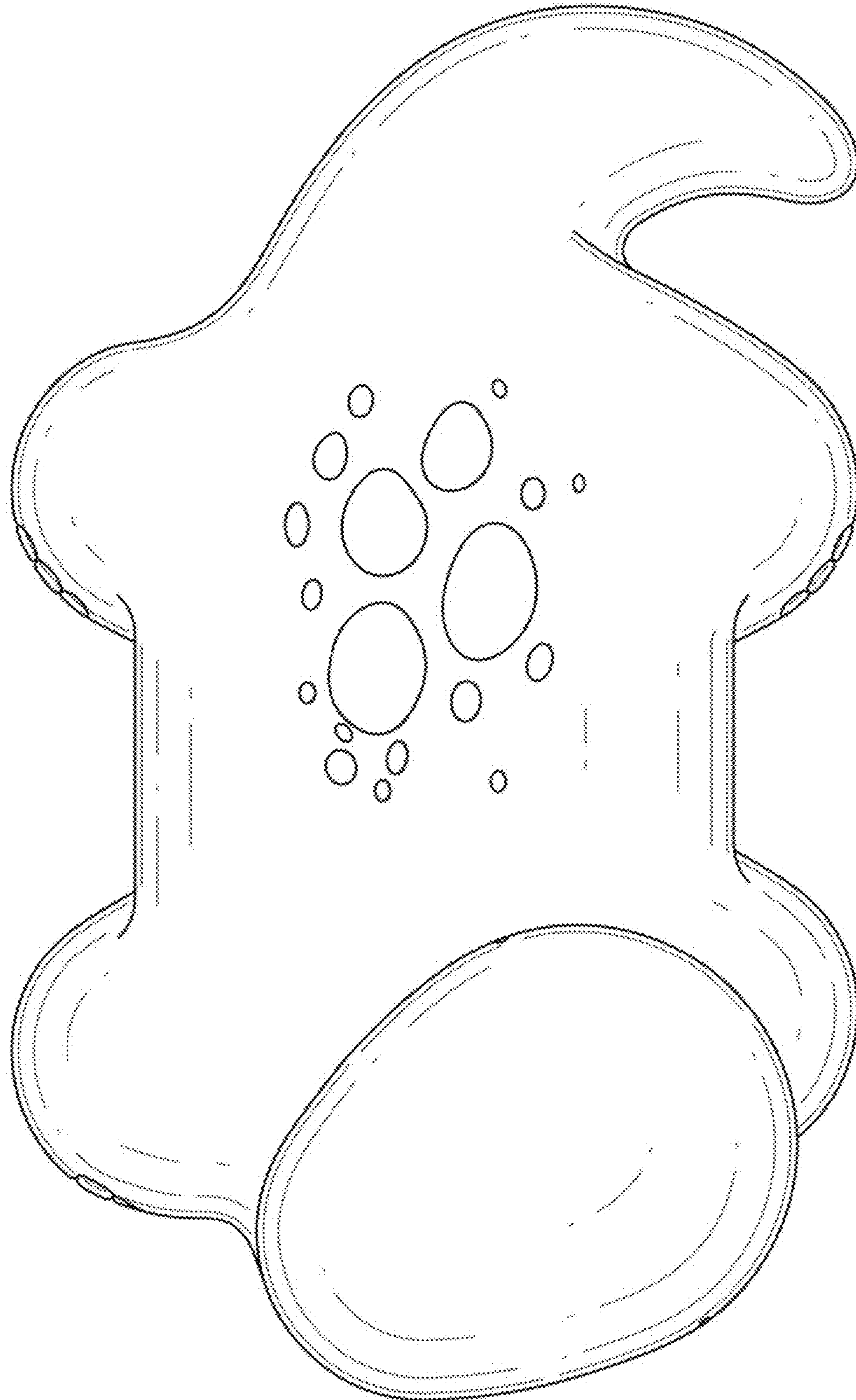
1.4



1.5



1.6



1.7

