



US00D830596S

(12) **United States Design Patent**
Morelock

(10) **Patent No.:** **US D830,596 S**

(45) **Date of Patent:** **** Oct. 9, 2018**

(54) **MOTORCYCLE TURN SIGNAL REFLECTOR**

D532,537 S * 11/2006 Shiu D26/39
D570,011 S * 5/2008 Huang D26/28
D638,963 S * 5/2011 Huang D26/28

(71) Applicant: **Custom Dynamics LLC**, Youngsville,
NC (US)

* cited by examiner

(72) Inventor: **David Morelock**, Escondido, CA (US)

Primary Examiner — Marcus Jackson

(73) Assignee: **CUSTOM DYNAMICS LLC**,
Youngsville, NC (US)

(74) *Attorney, Agent, or Firm* — Michael Best &
Friedrich LLP

(**) Term: **15 Years**

(57) **CLAIM**

(21) Appl. No.: **29/612,532**

The ornamental design for a motorcycle turn signal reflector,
as shown and described.

(22) Filed: **Aug. 1, 2017**

(51) **LOC (11) Cl.** **26-06**

(52) **U.S. Cl.**
USPC **D26/28**

(58) **Field of Classification Search**

USPC D26/28-36; 362/80-83, 267-269,
362/459-468, 475-478, 485-487
CPC F21S 48/00; F21S 48/10; F21S 48/115;
F21S 48/225; F21S 48/1233; F21S
48/1266; F21S 48/1388; F21S 48/2268;
F21V 21/04

See application file for complete search history.

DESCRIPTION

FIG. 1 is a perspective view of the motorcycle turn signal reflector.

FIG. 2 is a front elevational view of the motorcycle turn signal reflector.

FIG. 3 is a side elevational view of the motorcycle turn signal reflector with the opposite side being a mirror image of the same.

FIG. 4 is a top plan view of the motorcycle turn signal reflector with the bottom being a mirror image of the same; and,

FIG. 5 is a perspective view showing the motorcycle turn signal reflector mounted in a bullet-shaped housing.

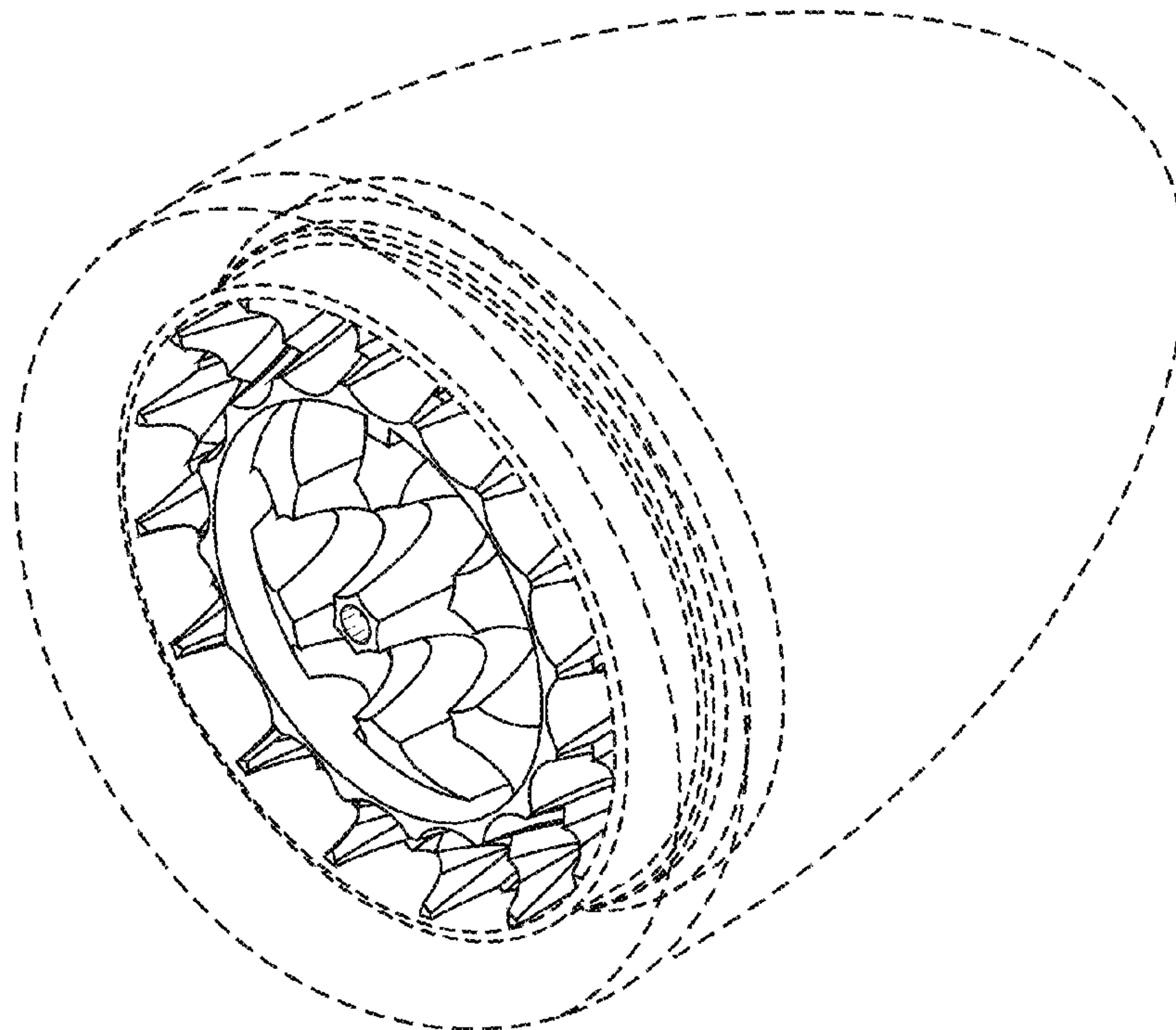
The broken lines form no part of the claimed design.

(56) **References Cited**

U.S. PATENT DOCUMENTS

D490,172 S * 5/2004 Yamamoto D26/28
D521,162 S * 5/2006 Campagna D26/28

1 Claim, 5 Drawing Sheets



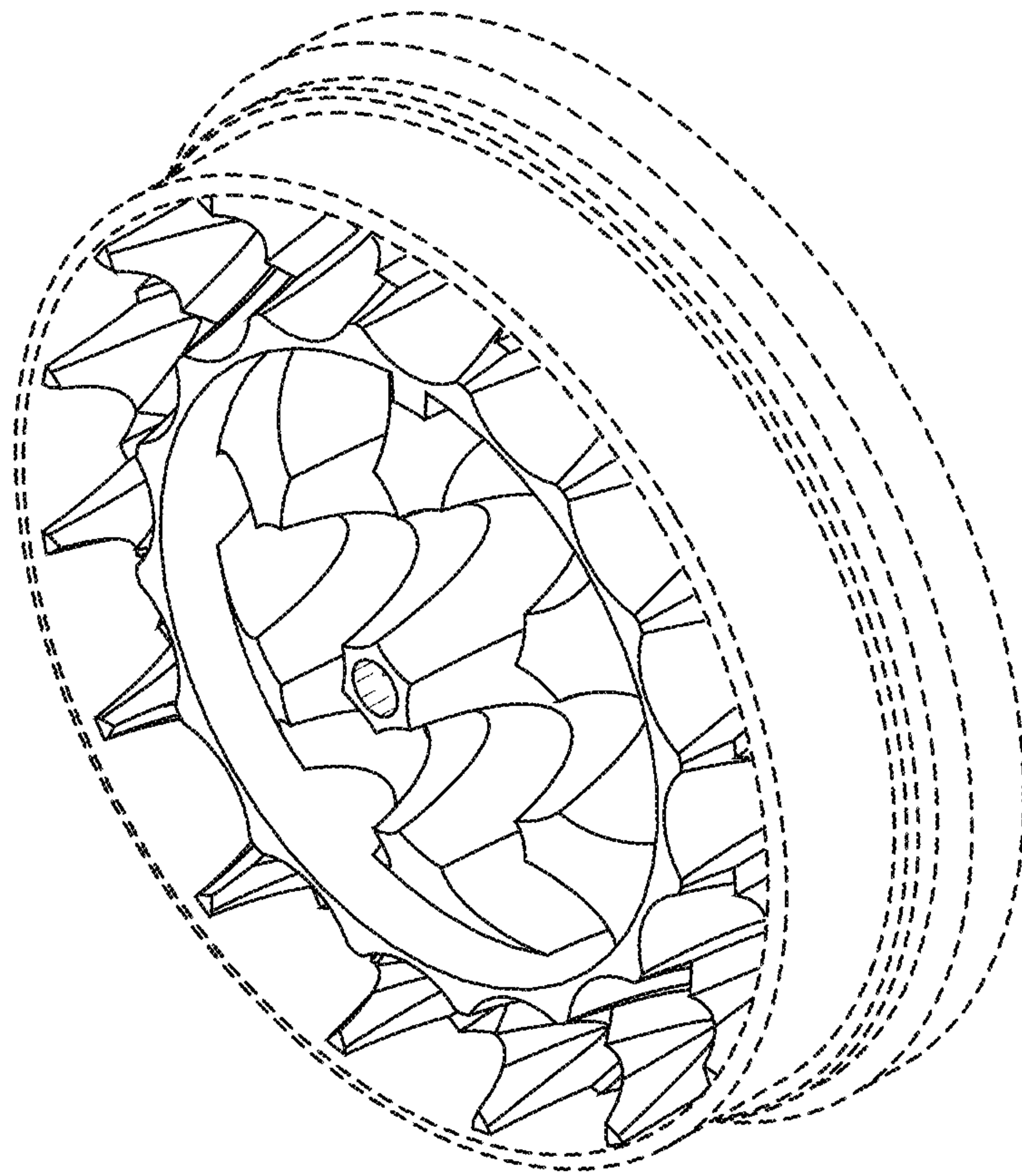


FIG. 1




FIG. 2

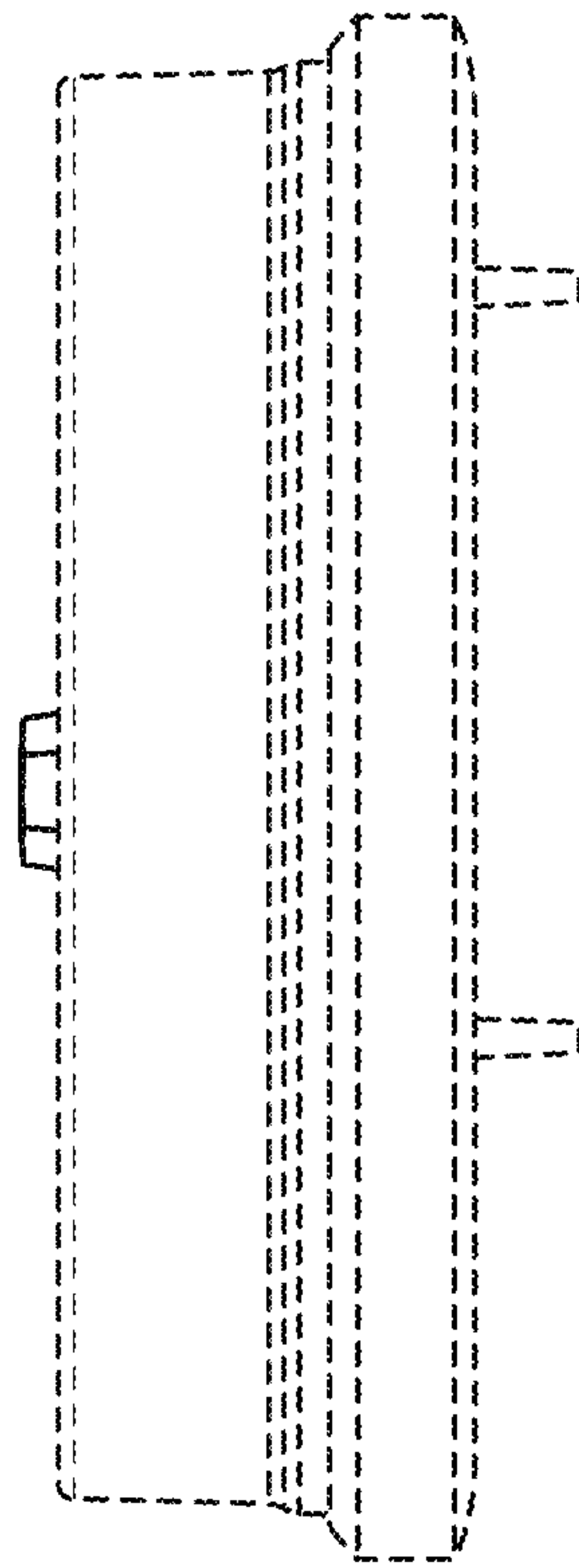


FIG. 3

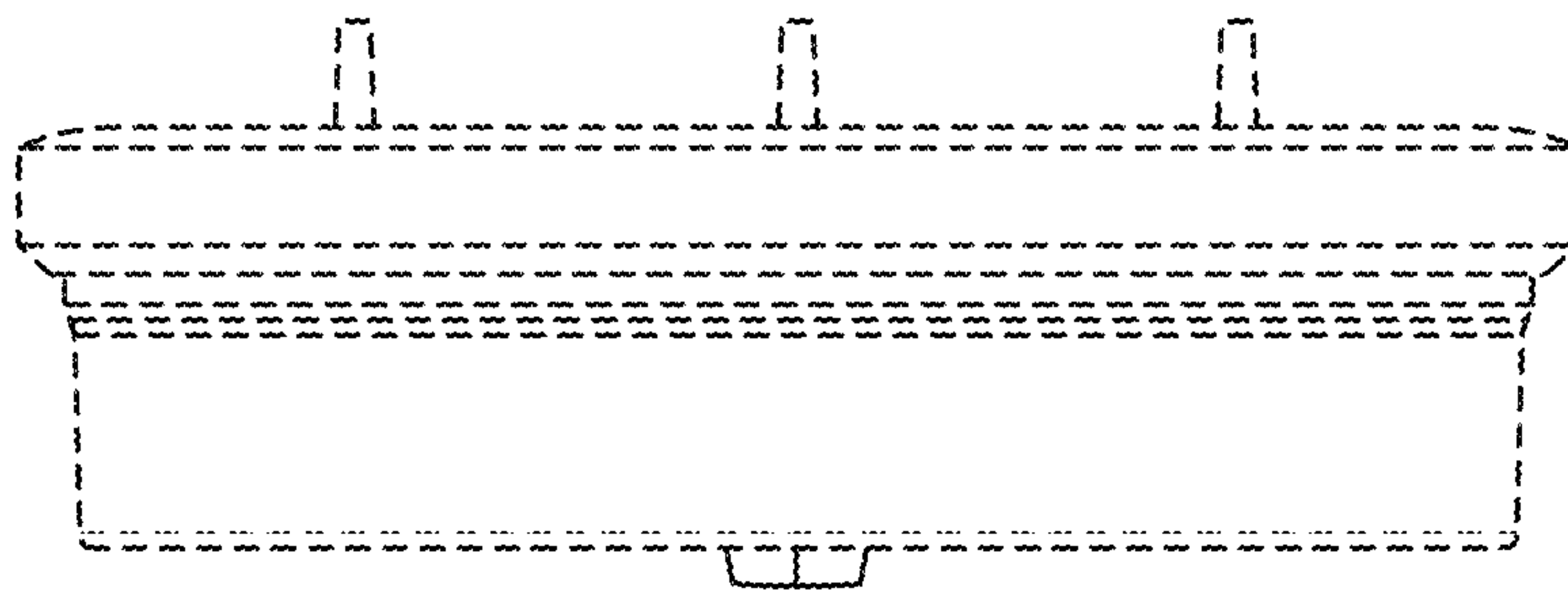


FIG. 4

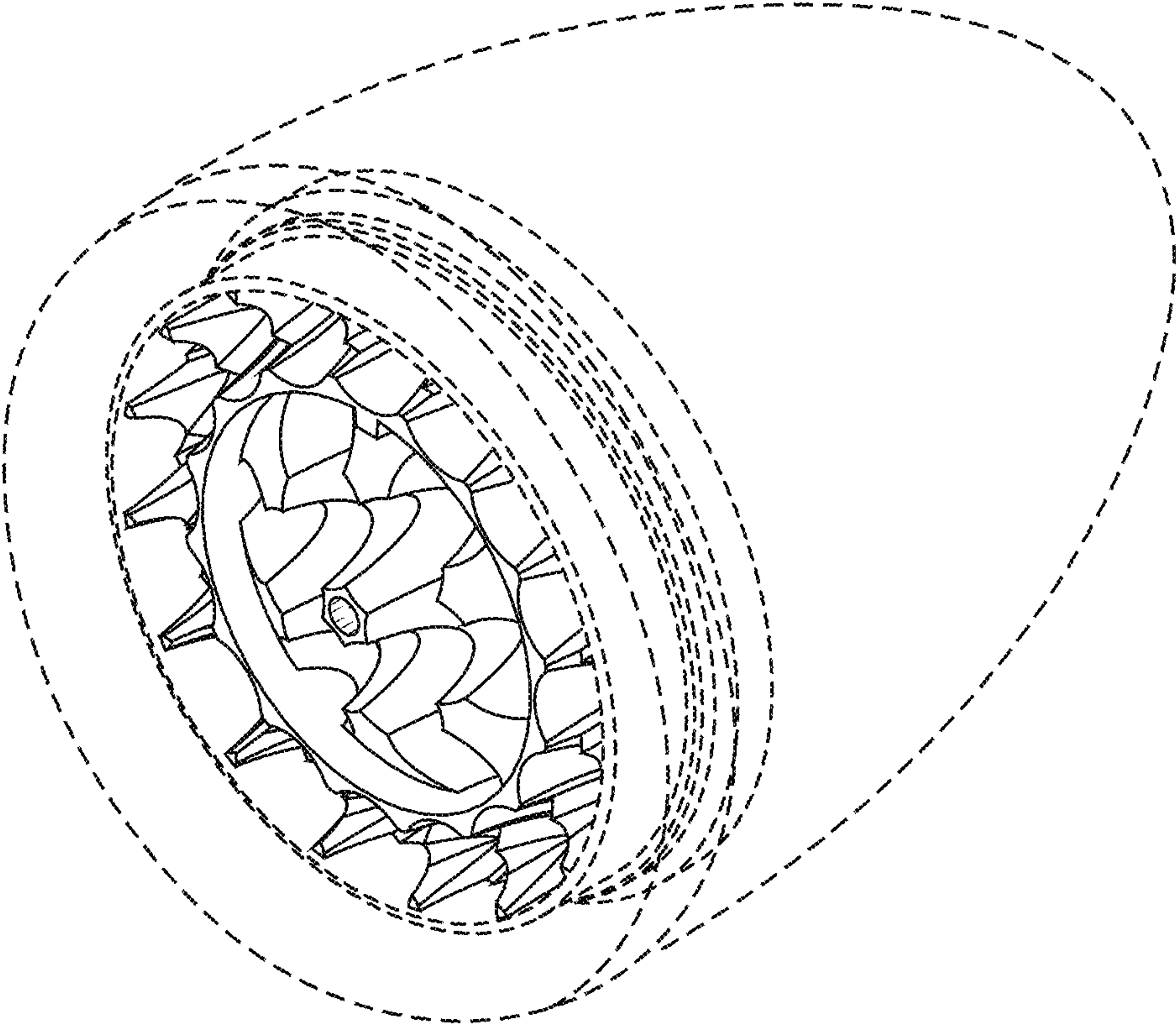


FIG. 5