



US00D830581S

(12) **United States Design Patent**
Ness

(10) **Patent No.:** **US D830,581 S**
(45) **Date of Patent:** **** Oct. 9, 2018**

- (54) **PAVER BLOCK**
- (71) Applicant: **Ness Inventions, Inc.**, St. Paul, MN (US)
- (72) Inventor: **John T Ness**, St. Paul, MN (US)
- (73) Assignee: **Ness Inventions, Inc.**, St. Paul, MN (US)
- (**) Term: **15 Years**
- (21) Appl. No.: **29/609,060**
- (22) Filed: **Jun. 28, 2017**
- (51) **LOC (11) Cl.** **25-01**
- (52) **U.S. Cl.**
USPC **D25/113**
- (58) **Field of Classification Search**
USPC D21/484-491, 499-504; D25/102, D25/112-118
CPC E01C 2201/16; E01C 11/225; E01C 5/00; E01C 5/06
See application file for complete search history.

- 4,544,305 A * 10/1985 Hair E01C 5/06 404/34
- 5,286,139 A * 2/1994 Hair E01C 11/225 404/38
- D424,212 S * 5/2000 Abbrancati D25/113

* cited by examiner

Primary Examiner — Susan Bennet Hattan
Assistant Examiner — Leanne Was-Englehart
(74) *Attorney, Agent, or Firm* — Dicke, Billig & Czaja, PLLC

(56) **References Cited**

U.S. PATENT DOCUMENTS

- 449,739 A * 4/1891 Hazelton E01C 5/00 404/41
- 2,919,634 A * 1/1960 Plotner E01C 5/06 404/42

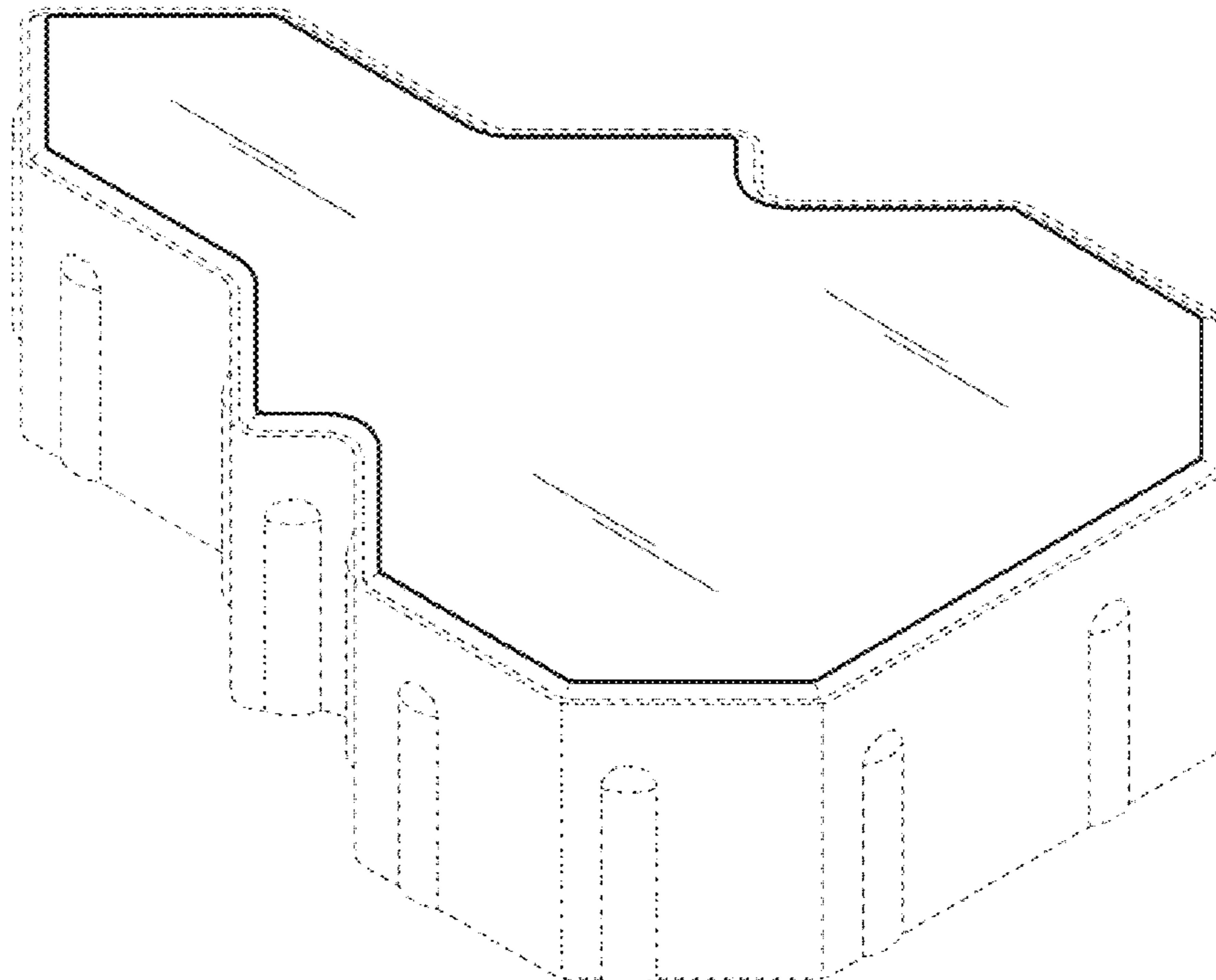
(57) **CLAIM**

The ornamental design for a paver block, as shown and described.

DESCRIPTION

FIG. 1 is a perspective view of the paver block; and, FIG. 2 is a top side view thereof, the bottom side view being a mirror image of the top side view. The side surface portions shown in broken lines form no part of the claimed design.

1 Claim, 2 Drawing Sheets



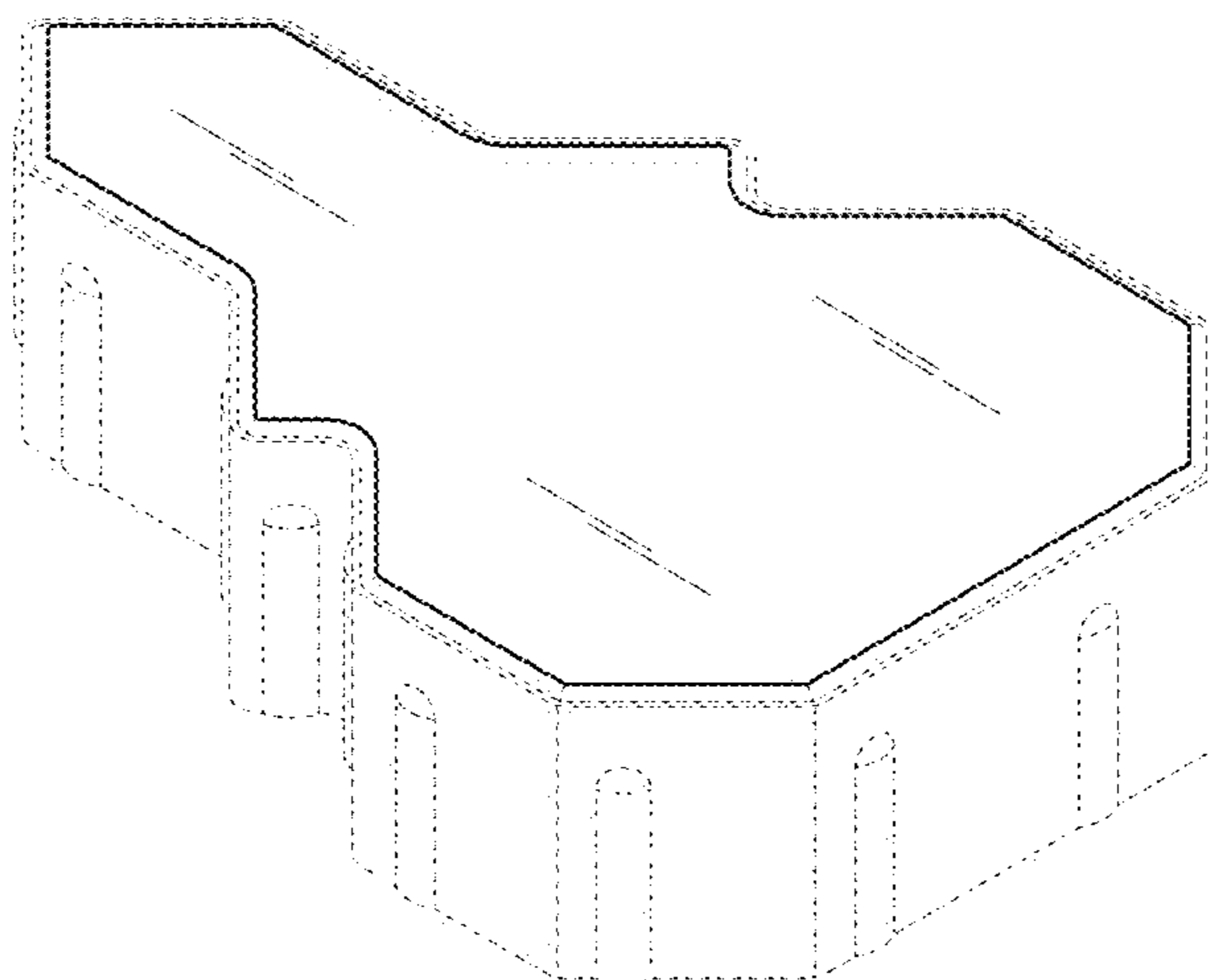


Fig. 1

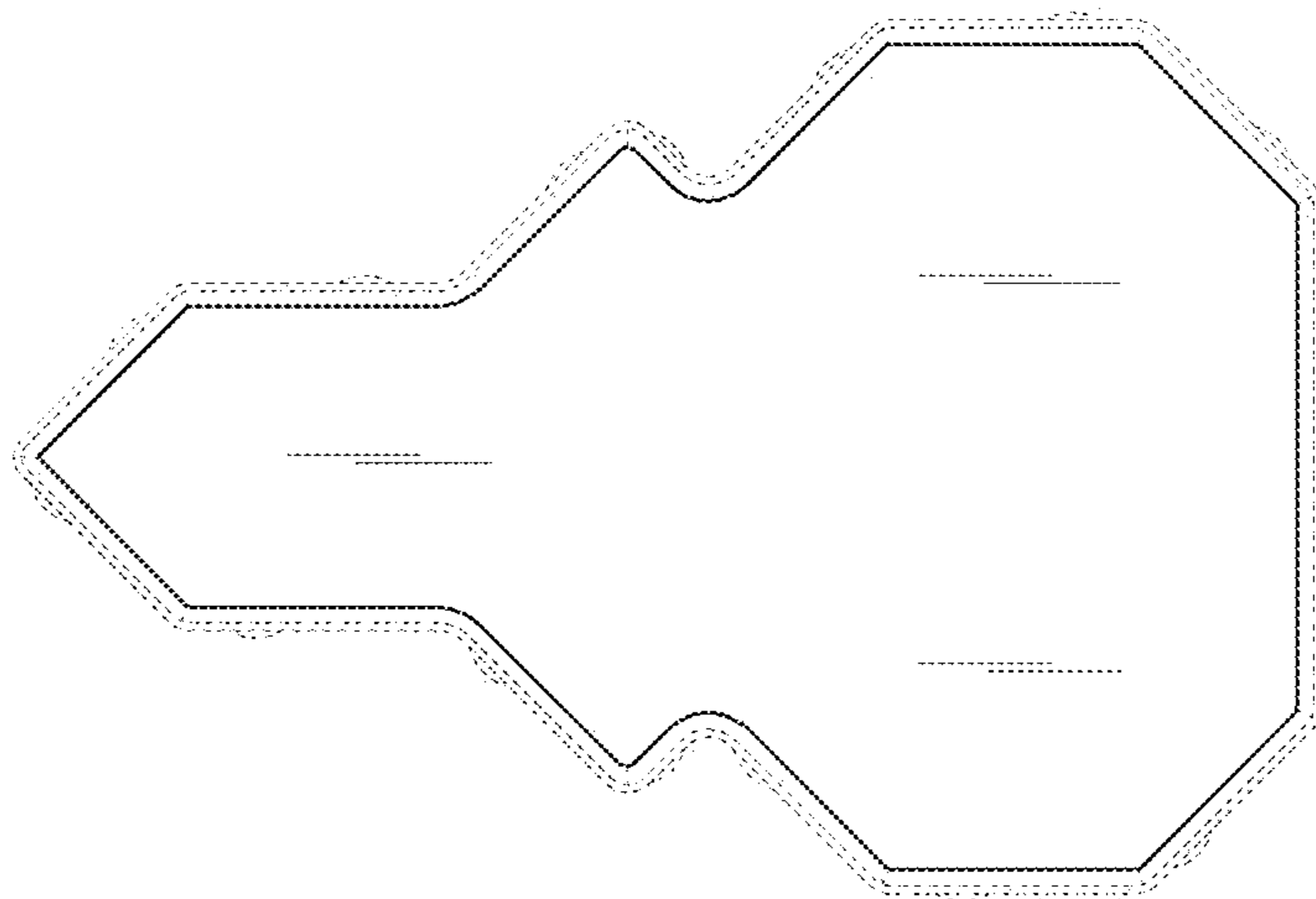


Fig. 2