

US00D830580S

(12) **United States Design Patent** (10) **Patent No.:** **US D830,580 S**
Ness (45) **Date of Patent:** **** Oct. 9, 2018**

(54) **PAVER BLOCK** 4,544,305 A * 10/1985 Hair E01C 5/06
404/34
(71) Applicant: **Ness Inventions, Inc.**, St. Paul, MN D326,531 S * 5/1992 Lewis D25/113
(US) 5,286,139 A * 2/1994 Hair E01C 11/225
404/38
(72) Inventor: **John T Ness**, St. Paul, MN (US) D406,864 S * 3/1999 Pagel D21/484
D424,212 S * 5/2000 Abbrancati D25/113

(73) Assignee: **Ness Inventions, Inc.**, St. Paul, MN (US)

(**) Term: **15 Years**

(21) Appl. No.: **29/609,057**

(22) Filed: **Jun. 28, 2017**

(51) **LOC (11) Cl.** **25-01**

(52) **U.S. Cl.** **D25/113**
USPC

(58) **Field of Classification Search**
USPC D21/484-491, 499-504; D25/102,
D25/112-118
CPC E01C 2201/16; E01C 11/225; E01C 5/00;
E01C 5/06

See application file for complete search history.

(56) **References Cited**

U.S. PATENT DOCUMENTS

449,739 A * 4/1891 Hazelton E01C 5/00
404/41
2,919,634 A * 1/1960 Plotner E01C 5/06
404/42

* cited by examiner

Primary Examiner — Susan Bennett Hattan
Assistant Examiner — Leanne Was-Englehart
(74) *Attorney, Agent, or Firm* — Dicke, Billig & Czaja,
PLLC

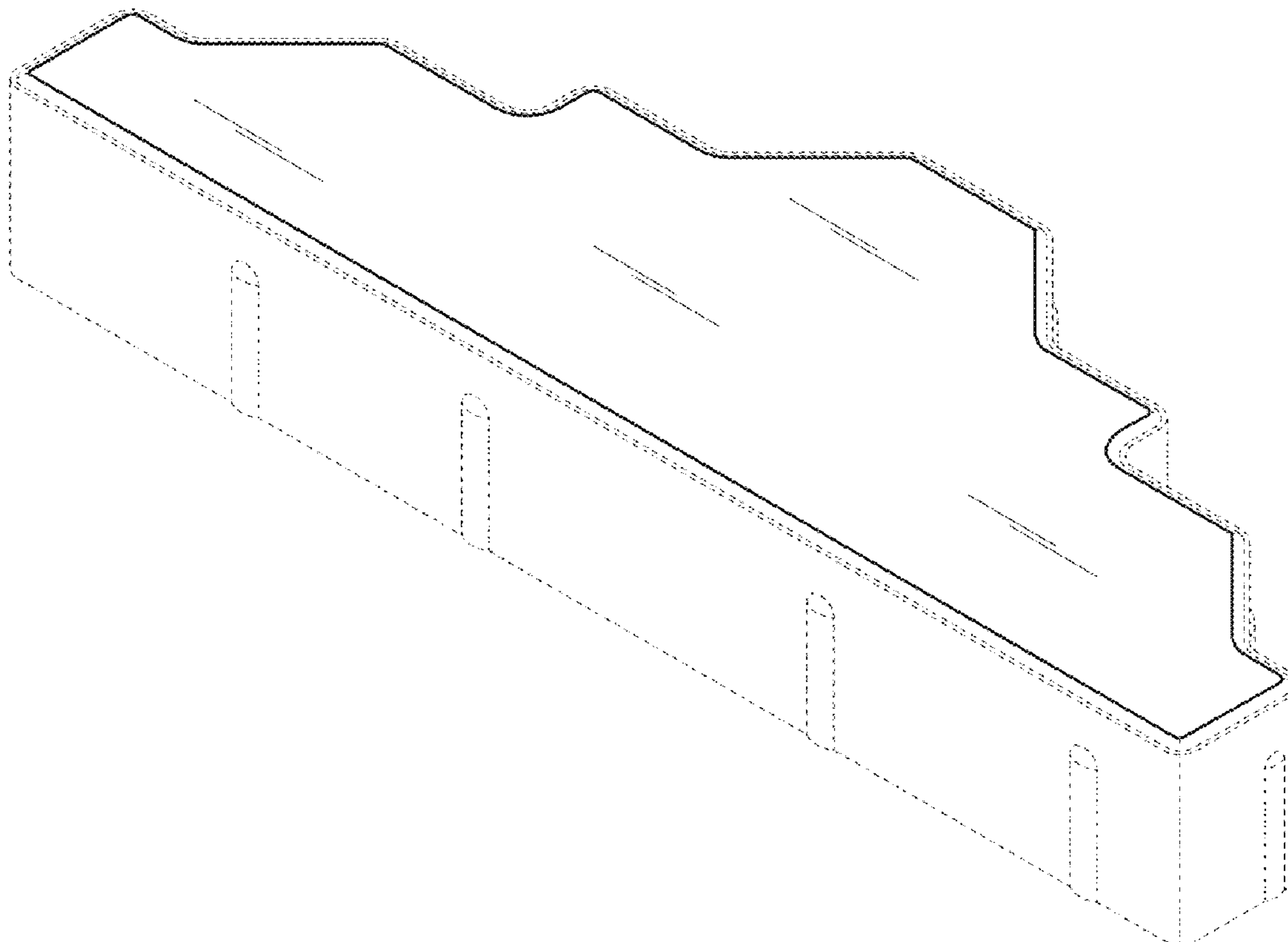
(57) **CLAIM**

The ornamental design for a paver block, as shown and described.

DESCRIPTION

FIG. 1 is a perspective view of the paver block; and, FIG. 2 is a top side view thereof, the bottom side view being a mirror image of the top side view. The side surface portions shown in broken lines form no part of the claimed design.

1 Claim, 2 Drawing Sheets



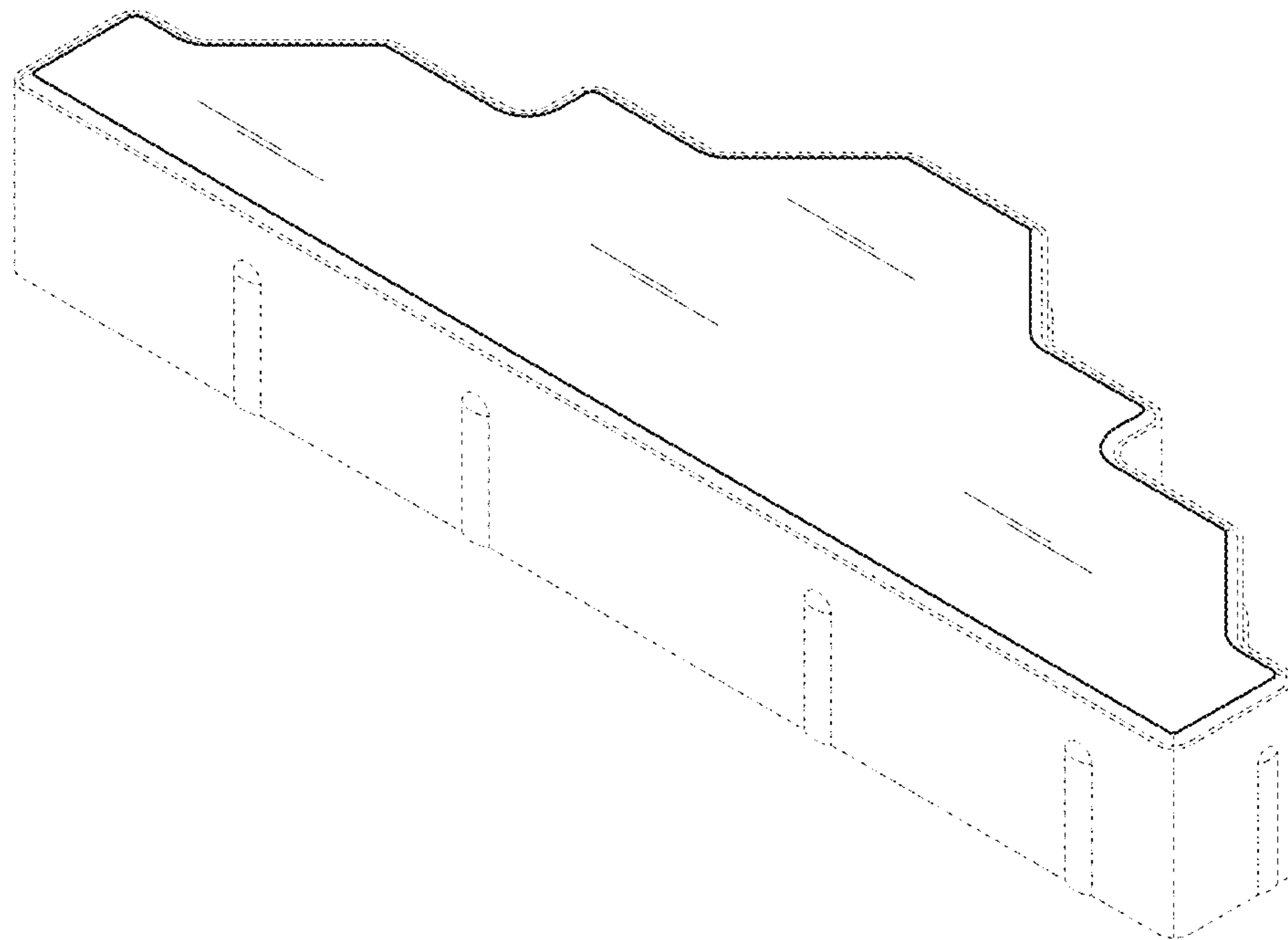


Fig. 1

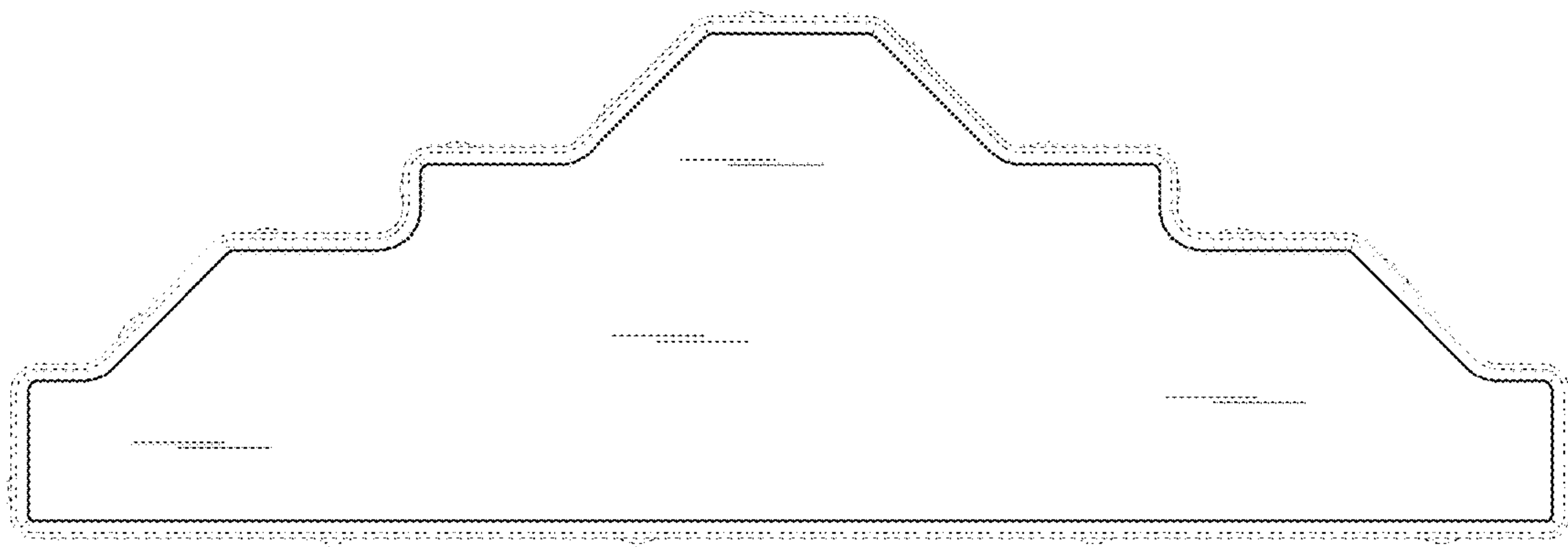


Fig. 2