



US00D830563S

(12) **United States Design Patent** (10) **Patent No.:** **US D830,563 S**
Kim (45) **Date of Patent:** **** Oct. 9, 2018**

- (54) **HOLDER COVER FOR A FAT REMOVAL APPARATUS**
- (71) Applicant: **GTG WELLNESS CO., LTD.,**
Gyeonggi-do (KR)
- (72) Inventor: **Tae Hyun Kim,** Gyeonggi-do (KR)
- (73) Assignee: **GTG WELLNESS CO., LTD.,**
Gyeonggi-Do (KR)
- (**) Term: **15 Years**
- (21) Appl. No.: **29/611,248**
- (22) Filed: **Jul. 19, 2017**
- (51) **LOC (11) Cl.** **28-03**
- (52) **U.S. Cl.**
USPC **D24/200; D3/218**
- (58) **Field of Classification Search**
USPC D24/118, 127-129, 108, 133, 135, 140,
D24/146, 187, 199, 215, 227; D3/215,
D3/218, 219, 224, 228, 229; D8/300,
D8/307, 310, 341, 343, 344, 349, 352;
604/174, 178-180, 506, 540, 542;
601/87; 602/57; 128/DIG. 6, DIG. 26
CPC ... A61B 1/00; A61B 1/00112; A61B 1/00121;
B25G 1/00; B25G 1/102; B25G 3/00;
A61H 2207/00; A61H 9/0057; A61M
1/00; A61M 1/008; A61M 39/00; A61M
39/10
See application file for complete search history.

(56) **References Cited**

U.S. PATENT DOCUMENTS

- D283,158 S * 3/1986 Jackson 128/207.14
- D323,213 S * 1/1992 Iacone D24/127
- D349,765 S * 8/1994 Russo D24/128
- D391,636 S * 3/1998 Zwerk D24/128

- 7,160,270 B2 * 1/2007 West A61B 1/00154
128/DIG. 26
- D547,863 S * 7/2007 Heinsch D24/128
- D574,080 S * 7/2008 Segawa D24/133
- D599,478 S * 9/2009 Bizup D24/128
- D624,181 S * 9/2010 Harata D24/129
- D629,503 S * 12/2010 Caffey D24/108
- D685,570 S * 7/2013 Ito D3/218
- 8,511,309 B2 * 8/2013 Worley A61M 16/0465
128/202.27
- D705,444 S * 5/2014 D'Argy D24/227
- D741,146 S * 10/2015 Delrue D14/447
- D741,502 S * 10/2015 Gomez D24/215
- D761,552 S * 7/2016 Kalbach D3/218
- D793,549 S * 8/2017 Defusco D24/128
- D793,550 S * 8/2017 Defusco D24/128
- D818,581 S * 5/2018 Deutsch D24/128

* cited by examiner

Primary Examiner — Wan Laymon

Assistant Examiner — Clint A Samuel

(74) *Attorney, Agent, or Firm* — IPLA P.A.; James E. Bame

(57) **CLAIM**

The ornamental design for a holder cover for a fat removal apparatus, as shown and described.

DESCRIPTION

FIG. 1 is a perspective view of a holder cover for a fat removal apparatus showing my new design;
 FIG. 2 is a front elevational view thereof;
 FIG. 3 is a rear elevational view thereof;
 FIG. 4 is a top plan view thereof;
 FIG. 5 is a left side elevational view thereof;
 FIG. 6 is a right side elevational view thereof; and,
 FIG. 7 is a bottom plan view thereof.
 The color shown on the claimed design forms no part thereof.

1 Claim, 3 Drawing Sheets



FIG. 1



FIG. 2




FIG. 3




FIG. 4




FIG. 5




FIG. 6




FIG. 7

