



US00D830553S

(12) **United States Design Patent**
Wall

(10) **Patent No.:** **US D830,553 S**

(45) **Date of Patent:** **** Oct. 9, 2018**

(54) **PERSONAL CLEANING BRUSH**
(71) Applicant: **Renaë Wall**, Irvine, CA (US)
(72) Inventor: **Renaë Wall**, Irvine, CA (US)
(**) Term: **15 Years**

(21) Appl. No.: **29/618,028**

(22) Filed: **Sep. 18, 2017**

(51) **LOC (11) Cl.** **24-02**

(52) **U.S. Cl.**
USPC **D24/147; D4/136**

(58) **Field of Classification Search**
USPC D4/116, 117, 118, 119, 120, 130, 136,
D4/199, 134, 138; D8/107; D24/133,
D24/147; D28/7, 21, 30, 44.1, 45;
D32/40, 51; 604/327, 330, 331
CPC ... A46B 5/02; A47K 7/00; A47K 7/02; A47K
7/028; A47K 7/043; A47K 7/08
See application file for complete search history.

(56) **References Cited**

U.S. PATENT DOCUMENTS

- 3,564,635 A * 2/1971 Komai et al. A47L 13/20
15/150
- D222,011 S * 9/1971 Fansler et al. D24/147
- D253,849 S * 1/1980 Schroeder D28/24
- D367,962 S * 3/1996 Leslie D4/138
- 5,984,935 A * 11/1999 Welt A61B 17/244
606/161
- D480,834 S * 10/2003 Cheung D28/21
- 7,160,508 B2 * 1/2007 Lee A01N 25/34
422/28
- D552,795 S * 10/2007 Wonderley D24/133

- D627,882 S * 11/2010 Slowey D24/133
- D649,287 S * 11/2011 Cho D28/30
- D657,217 S * 4/2012 Chang D8/107
- 8,414,551 B2 * 4/2013 Siniawski A47K 7/00
604/289
- D684,315 S * 6/2013 Tsai D28/30
- D702,877 S * 4/2014 Tsai D28/30
- D702,878 S * 4/2014 Tsai D28/30
- D702,879 S * 4/2014 Tsai D28/30
- D713,599 S * 9/2014 Tsai A45D 24/22
D28/30
- 9,173,813 B2 * 11/2015 Nino A61B 17/29

FOREIGN PATENT DOCUMENTS

CN 301777946 * 12/2011

* cited by examiner

Primary Examiner — Karen E Eldridge Powers
(74) *Attorney, Agent, or Firm* — Snell & Wilmer LLP

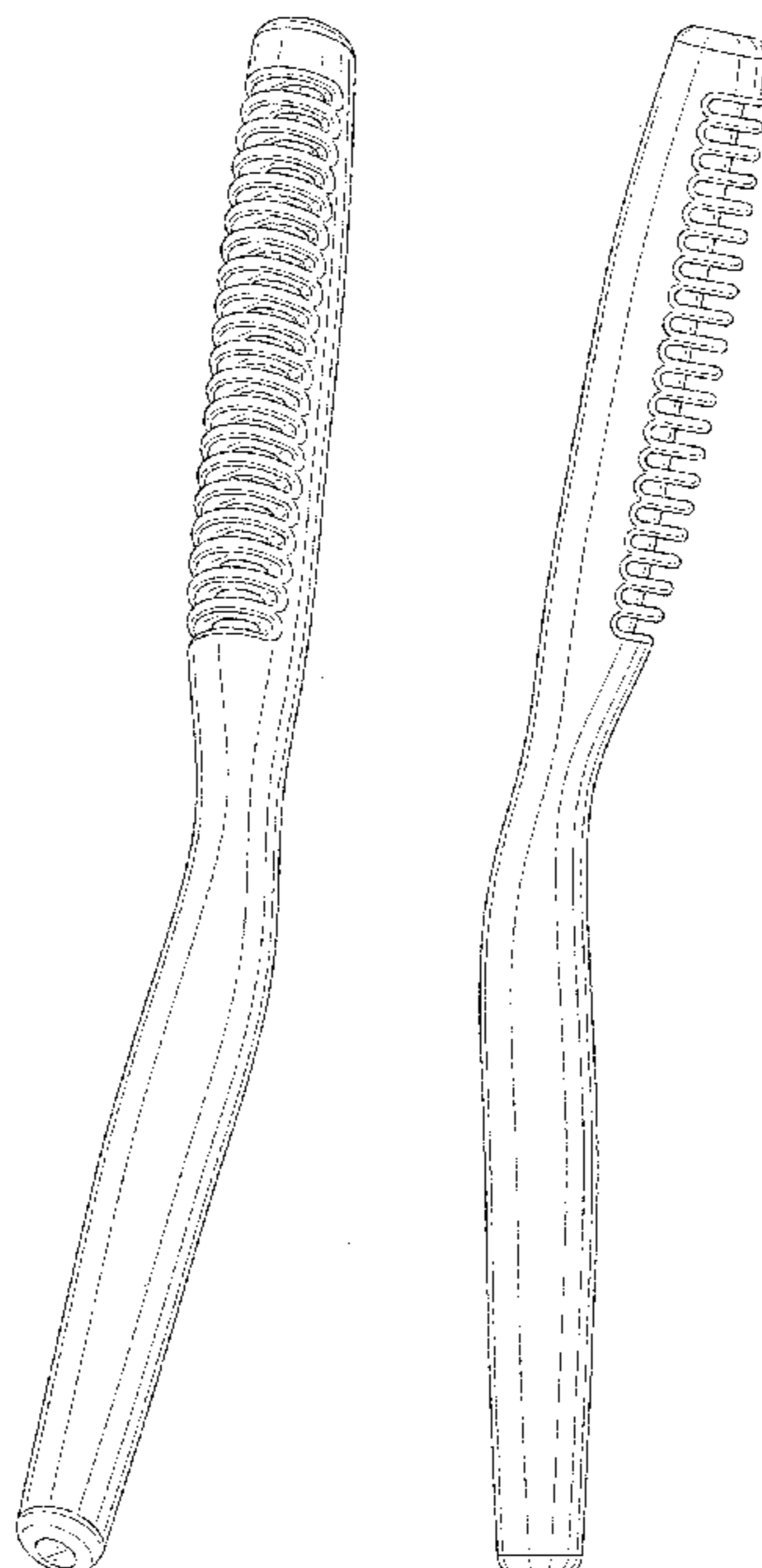
(57) **CLAIM**

The ornamental design for a personal cleaning brush, as shown and described.

DESCRIPTION

FIG. 1 is a front perspective view of a personal cleaning brush showing my new design;
FIG. 2 is a front elevation view thereof;
FIG. 3 is a rear elevation view thereof;
FIG. 4 is a left side elevation view thereof;
FIG. 5 is a right side elevation view thereof;
FIG. 6 is a bottom plan view thereof; and,
FIG. 7 is a top plan view thereof.

1 Claim, 6 Drawing Sheets



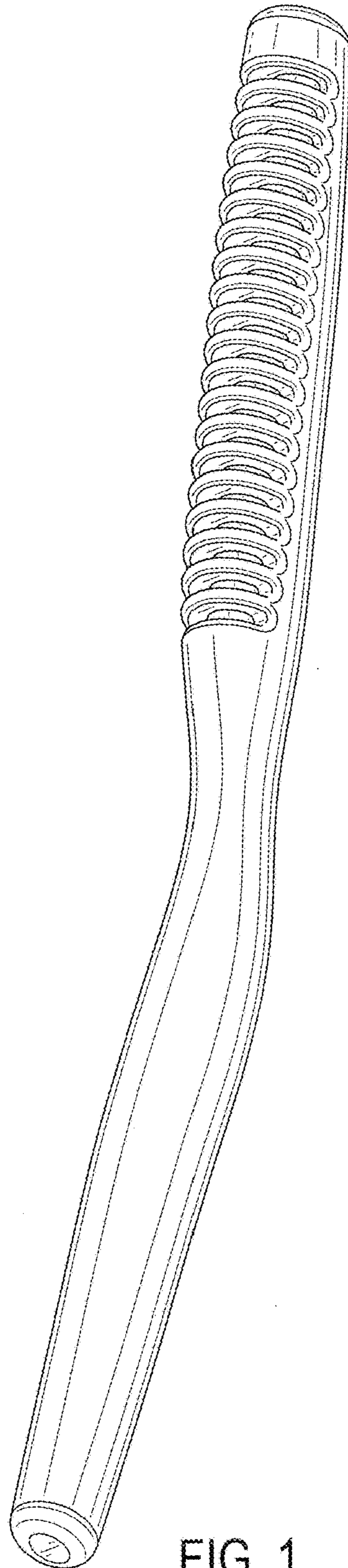


FIG. 1




FIG. 2

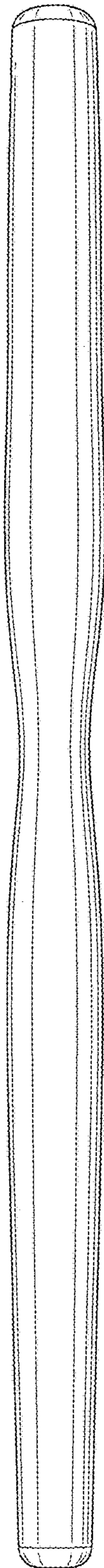


FIG. 3

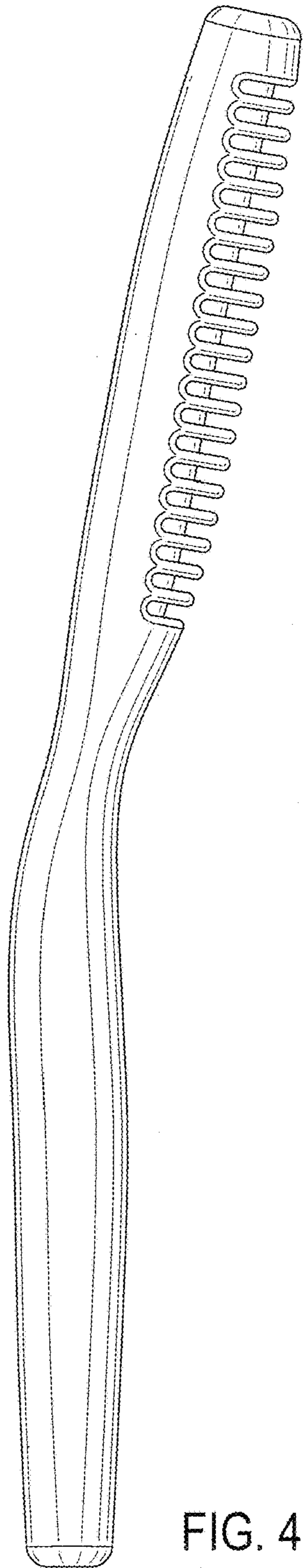


FIG. 4

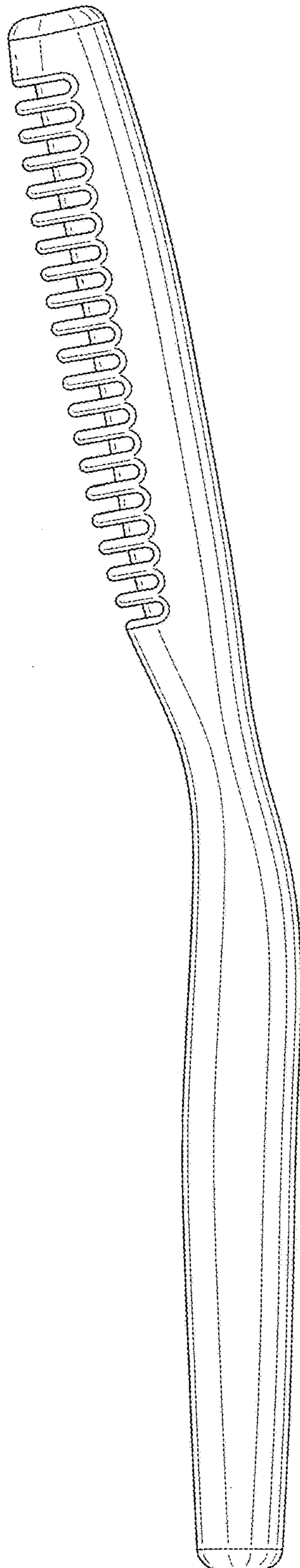


FIG. 5

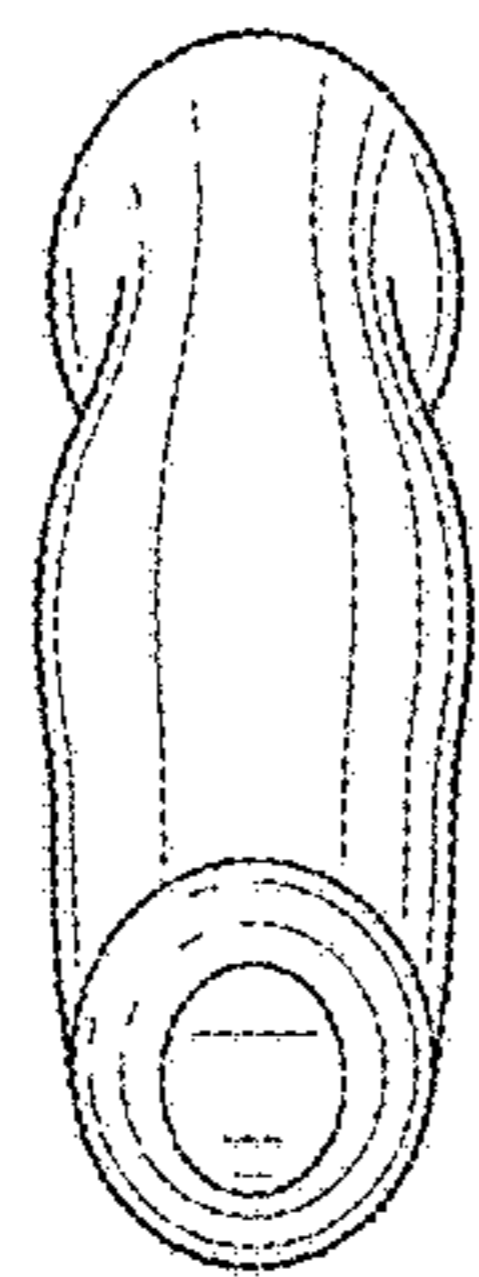


FIG. 6




FIG. 7