

US00D830538S

(12) **United States Design Patent** (10) **Patent No.:** **US D830,538 S**
Guillermo et al. (45) **Date of Patent:** **** Oct. 9, 2018**

(54) **AUTOINJECTOR**
(71) Applicant: **Nuance Designs of CT, LLC**,
Woodbridge, CT (US)
(72) Inventors: **Carlos Guillermo**, Atascadero, CA
(US); **David DeSalvo**, Lake Hiawatha,
NJ (US)
(73) Assignee: **Nuance Designs of CT, LLC**,
Woodbridge, CT (US)
(**) Term: **15 Years**
(21) Appl. No.: **29/563,333**
(22) Filed: **May 4, 2016**
(51) **LOC (11) Cl.** **24-02**
(52) **U.S. Cl.**
USPC **D24/112**
(58) **Field of Classification Search**
USPC D24/127-131, 112-114, 133, 186;
606/181, 185; 604/264, 272, 115, 232,
604/187, 158, 164.08, 192, 263, 163, 181,
604/184, 198, 227; 600/101, 139, 143;
128/200.24, 207.14, 207.15;
D19/115-123, 177, 193
CPC A61M 5/5086; A61M 5/3129; A61M 5/20;
A61M 2205/502; A61M 2205/3584;
A61M 2205/52; A61M 2205/6063; A61M
2205/6072; A61M 2205/6081; A61M
2205/6009; G09B 5/02; G06K 9/228
See application file for complete search history.

(56) **References Cited**
U.S. PATENT DOCUMENTS
D351,466 S * 10/1994 Stringer D24/112
6,045,567 A * 4/2000 Taylor A61B 5/150022
600/573
D509,901 S * 9/2005 Phelan D24/186
D561,894 S * 2/2008 Hudson D24/113

D579,495 S * 10/2008 Yoon D19/121
D619,244 S * 7/2010 Van der Stappen D24/113
D633,814 S * 3/2011 Nishiyama D10/81
D647,613 S * 10/2011 Paget D24/133
D677,380 S * 3/2013 Julian D24/113
8,512,366 B2 * 8/2013 Robbins A61B 5/15186
606/181
D696,774 S * 12/2013 Guarraia D24/113
8,652,100 B1 * 2/2014 Cowe A61M 5/2033
604/117
D757,255 S * 5/2016 Wohlfahrt D24/113
D758,567 S * 6/2016 Wohlfahrt D24/113
D758,568 S * 6/2016 Wohlfahrt D24/113
D758,569 S * 6/2016 Wohlfahrt D24/113
D758,570 S * 6/2016 Wohlfahrt D24/113
2002/0029058 A1 * 3/2002 Levaughn A61B 5/150022
606/181
2005/0125017 A1 * 6/2005 Kudrna A61B 5/150503
606/181

(Continued)

Primary Examiner — David Muller
Assistant Examiner — Nathan Johnston
(74) *Attorney, Agent, or Firm* — Kim Winston LLP

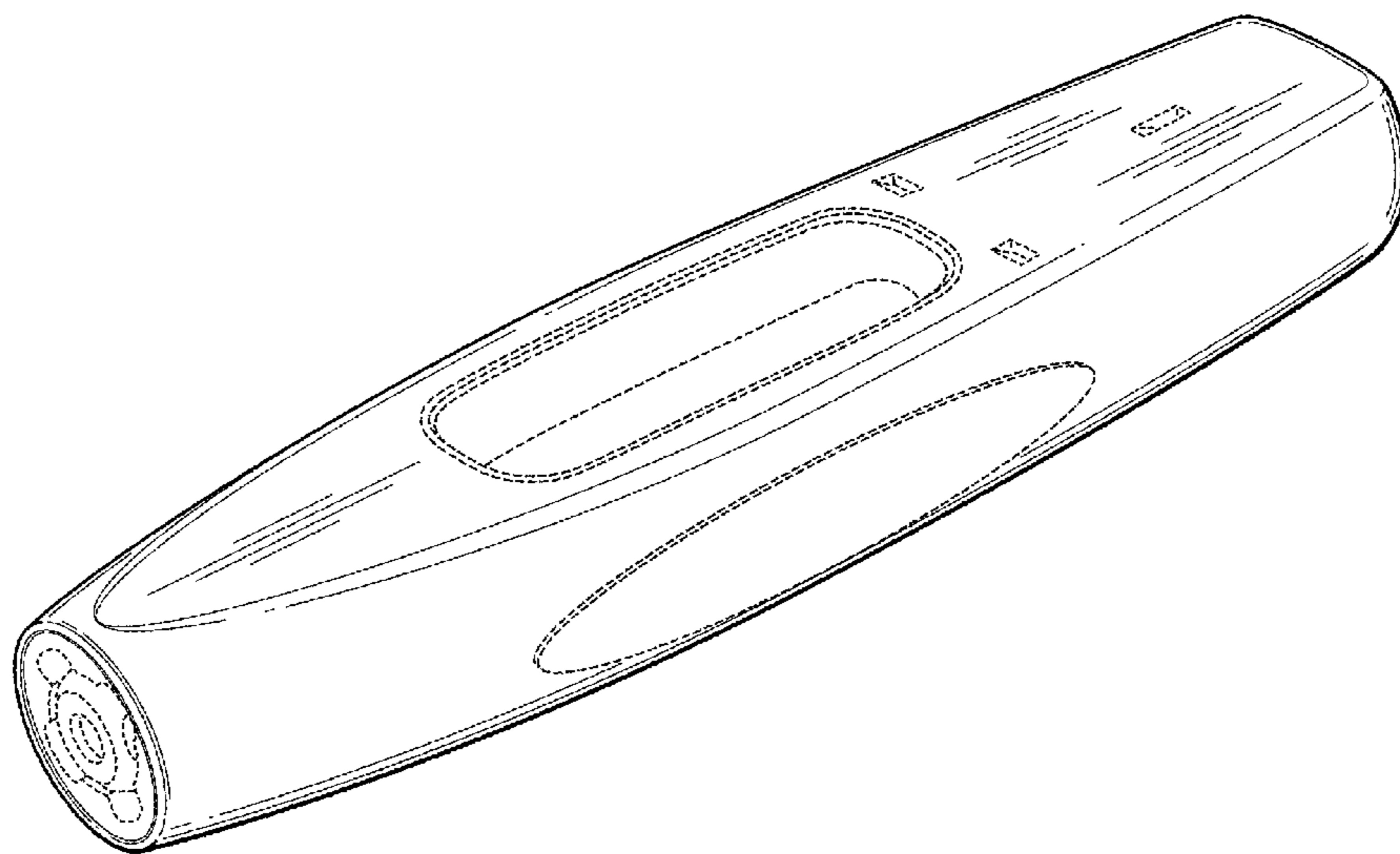
(57) **CLAIM**

The ornamental design for an autoinjector, as shown and described.

DESCRIPTION

FIG. 1 is a front perspective view of an autoinjector in accordance with the new design;
FIG. 2 is a rear perspective view thereof;
FIG. 3 is front elevation view thereof;
FIG. 4 is a rear elevation view thereof;
FIG. 5 is a right side elevation view thereof;
FIG. 6 is a left side elevation view thereof;
FIG. 7 is a top plan view thereof; and,
FIG. 8 is a bottom plan view thereof.
The broken lines show portions of the autoinjector that form no part of the claimed design.

1 Claim, 6 Drawing Sheets



(56)

References Cited

U.S. PATENT DOCUMENTS

2005/0125019 A1* 6/2005 Kudrna A61B 5/150022
606/182
2009/0054849 A1* 2/2009 Burnell A61M 5/2033
604/198
2010/0145377 A1* 6/2010 Lai A61B 5/15186
606/182
2012/0123350 A1* 5/2012 Giambattista A61M 5/2033
604/198
2014/0148763 A1* 5/2014 Karlsson A61M 5/28
604/198
2014/0228769 A1* 8/2014 Karlsson A61M 5/2033
604/197
2014/0336590 A1* 11/2014 Hourmand A61M 5/2033
604/198
2014/0343507 A1* 11/2014 Karlsson A61M 5/2466
604/198
2014/0364812 A1* 12/2014 Lumme A61M 5/2033
604/198
2015/0231333 A1* 8/2015 Lannan A61M 5/2033
604/198
2015/0374272 A1* 12/2015 Schwartz A61B 5/15019
606/172
2016/0129200 A1* 5/2016 Jennings A61M 5/2033
604/198
2016/0193412 A1* 7/2016 Cereda A61M 5/2033
604/125
2016/0250418 A1* 9/2016 Olson A61M 5/2033
604/82
2016/0335920 A1* 11/2016 Bendek G09B 23/285
2016/0361496 A1* 12/2016 Guillermo A61M 5/2046
2017/0080163 A1* 3/2017 Bendek A61M 5/3245

* cited by examiner

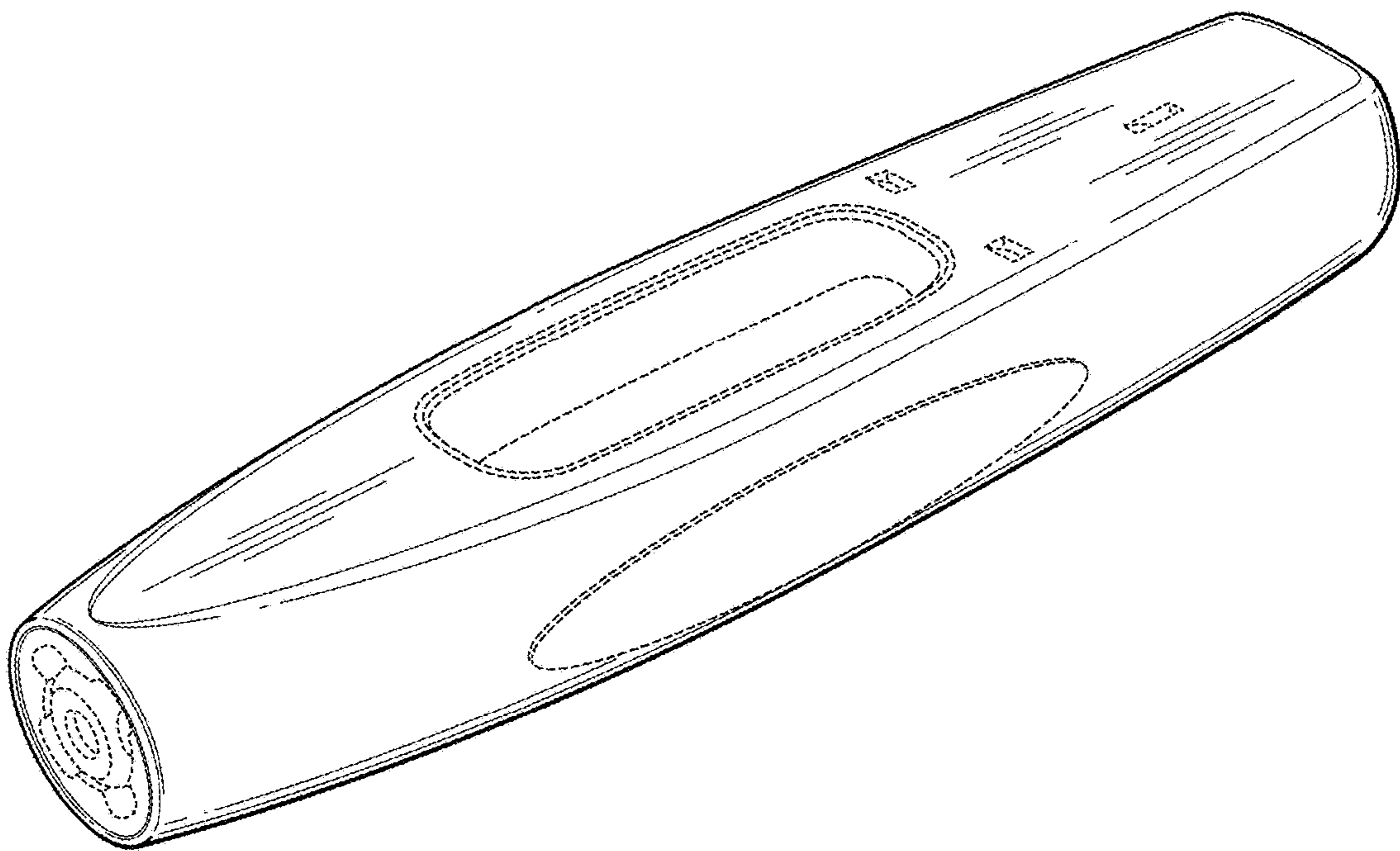


FIG. 1

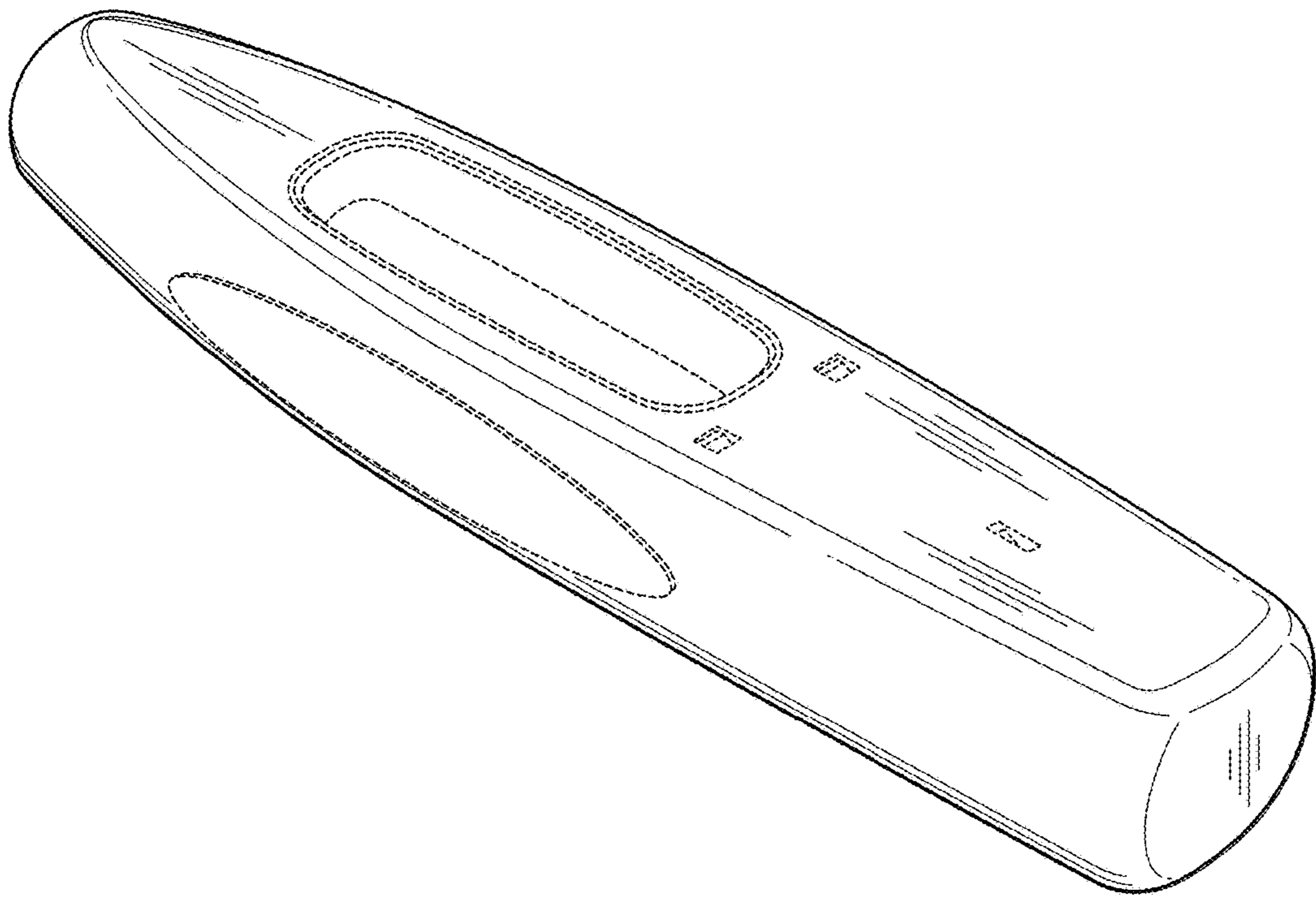


FIG. 2

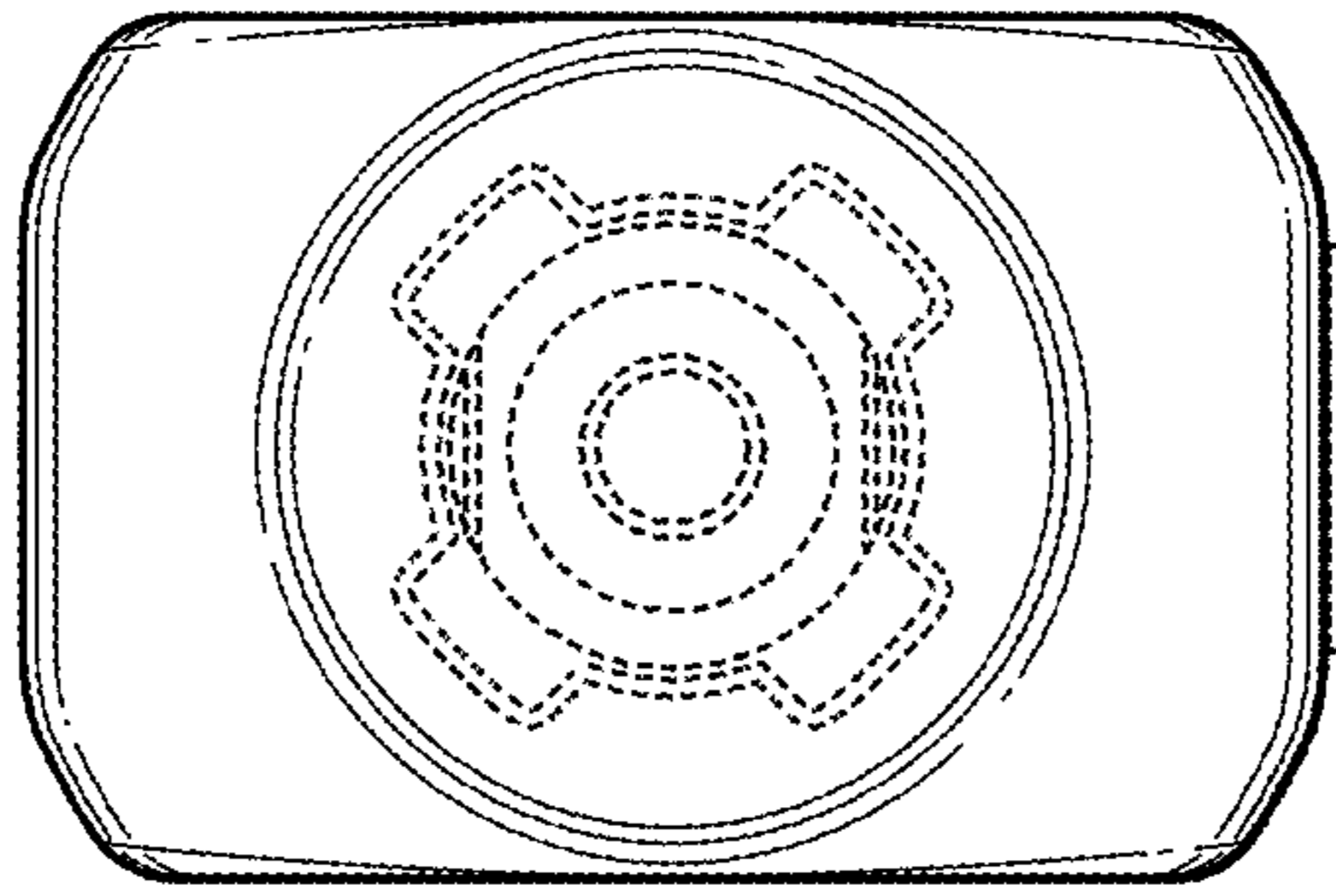


FIG. 3

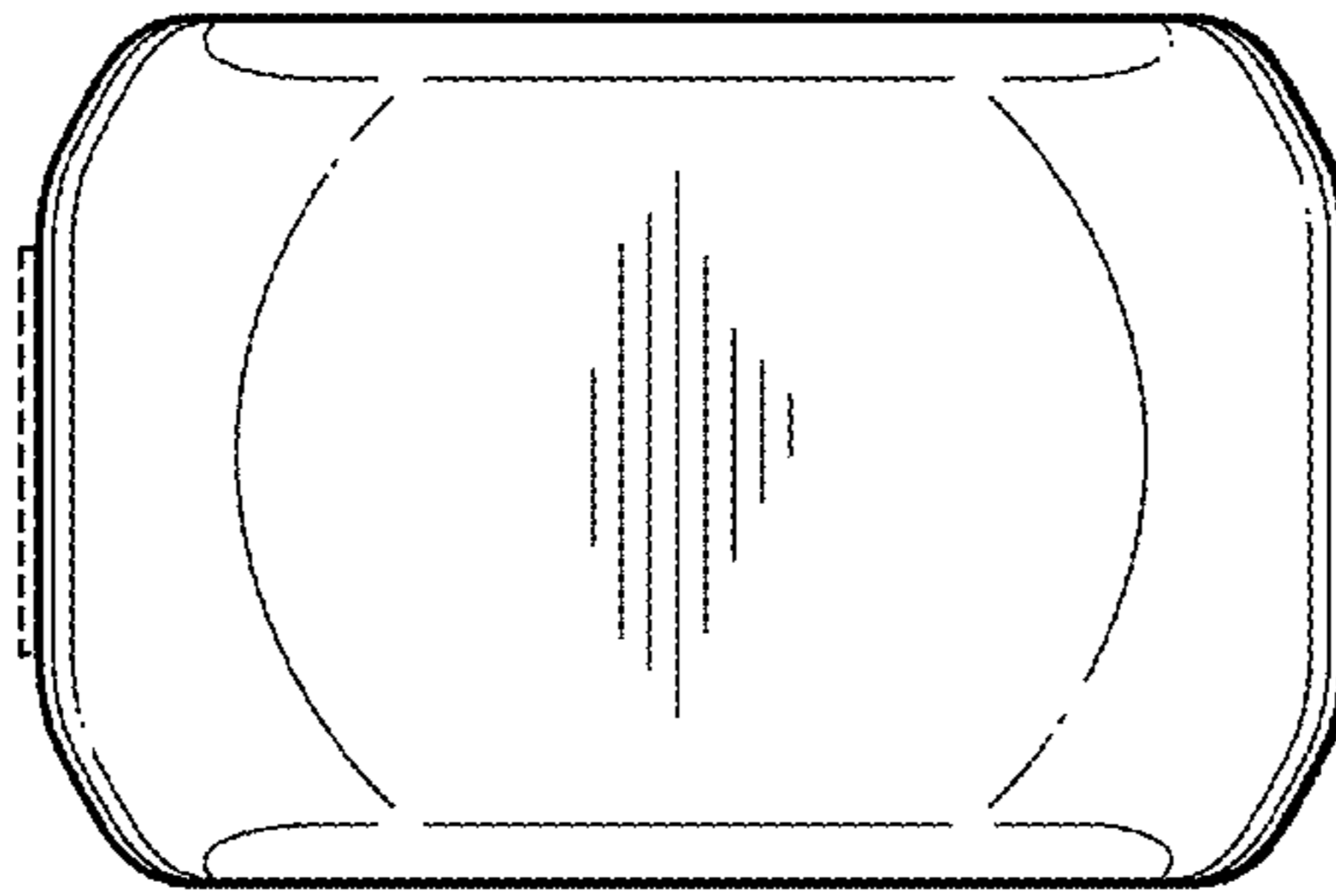


FIG. 4

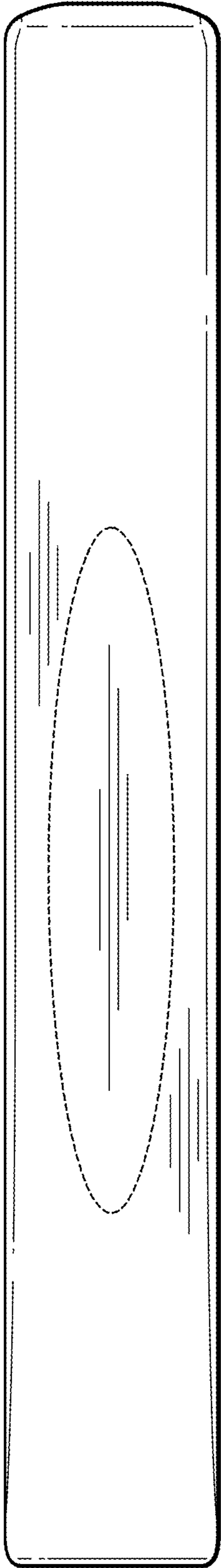


FIG. 5

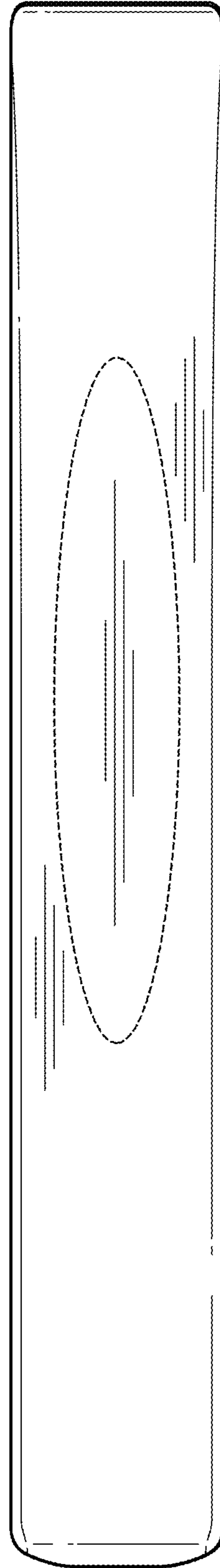


FIG. 6

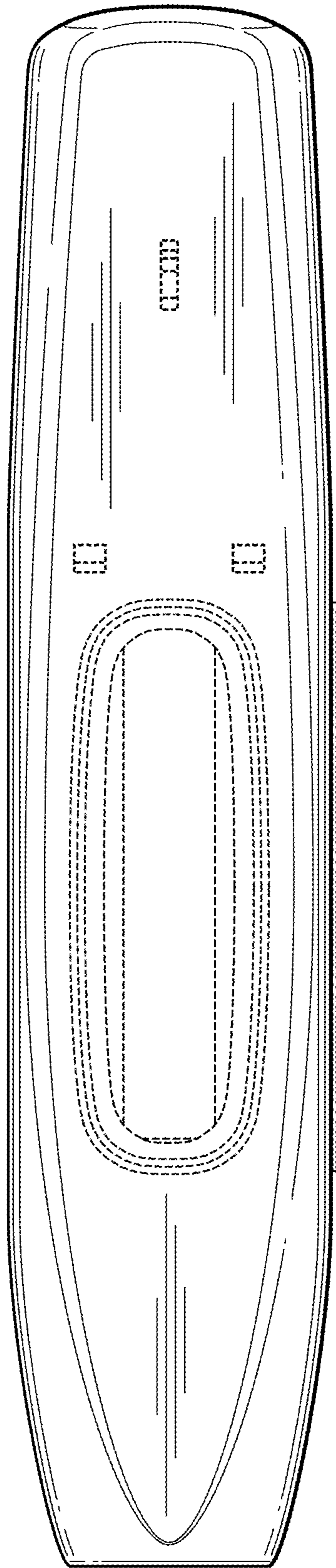


FIG. 7

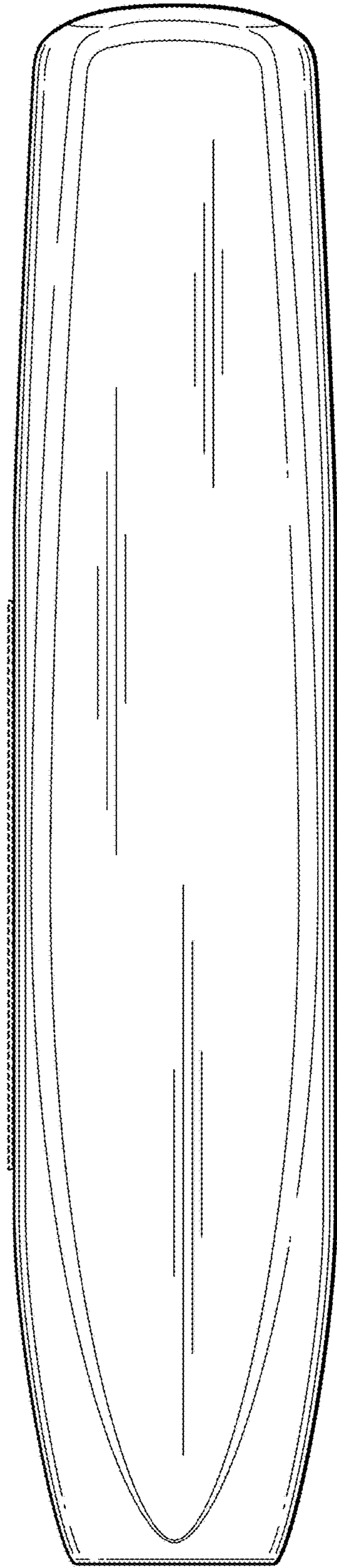


FIG. 8